

# ILLINOIS COURTS

STATISTICAL SUMMARY

2022

# ACKNOWLEDGMENTS

The year 2022 was one of transitions for the Illinois Courts for not only how cases are counted, but how their age is considered. Changes to the Manual on Recordkeeping effective January 1, 2022 included the addition of new trial level case categories and the consolidation or renaming of old ones. Cases filed prior to that date were not required to change their case designation if they were still open, and thus this year's statistical summary includes many more case categories than the 2021 report. Some highlights of these changes include the counting of dissolution cases with children as opposed to those without, the separation of guardianship cases and probate cases into their own categories, and the new distinction between major traffic and minor traffic. All of the changes are designed to improve data collection and outcome analysis for individuals involved with the justice system. Some changes required alteration or deletion of long standing charts, such as the Age of Open Cases charts, due to the lack of cases in certain categories (i.e. none of the new case categories had cases over a year in age), as well as statistical outliers in older case categories (i.e. almost every case in an older category no longer used will over a year in age).

Additionally, there are some format changes to the annual report with an eye toward improved visual representations and an overall increase in transparency. The aim of this statistical summary is not only to educate the public about the work of their judicial branch of state government, but to increase public trust and confidence in the system of justice created by the Constitution.

Throughout the report, you will see some explanatory asterisks and other symbols that aid in better understanding the new format as well as some areas where data may be immediately unavailable or potentially misunderstood.

# TABLE OF CONTENTS

<b>i</b>	Title Page
<b>ii</b>	Acknowledgments
<b>iii</b>	Contents

## CIRCUIT COURTS OF ILLINOIS

<b>6</b>	Map of Judicial Circuits of Illinois
<b>7</b>	Directory of Circuit Clerks of Illinois
<b>13</b>	Graphical Presentation of Five-Year Trends Total Caseload and Selected Case Categories
<b>14</b>	Definition of Case Categories - Circuit
<b>19</b>	Courts of Illinois Five-Year Trends
<b>24</b>	Caseload, Clearance Rates and Statistical Records of Circuit Courts of Illinois
<b>25</b>	Caseload Summaries by Circuit
<b>26</b>	Case Filing Ratio: Judge/Population
<b>27</b>	Clearance Rates by Circuit and Case Category - Five-Year Trends
<b>34</b>	Caseload Statistics Definitions
<b>35</b>	Civil Caseload Statistics by County
<b>56</b>	Family Caseload Statistics by County
<b>77</b>	Criminal Caseload Statistics by County
<b>98</b>	Conservation & Traffic Caseload Statistics by County

<b>119</b>	Juvenile Caseload Statistics by County
<b>140</b>	Other Caseload Statistics by County
<b>161</b>	Age of Open Cases by Case Category Downstate Circuits
<b>162</b>	Time Lapse: Case Filing to Date of Verdict by Circuit
<b>167</b>	Time Lapse: Case Filing to Date of Verdict by County

## 170 Financial Summary of the Circuit Courts of Illinois

<b>171</b>	Circuit Clerk Fees and Other Revenue
<b>174</b>	Circuit Clerk Cost Of Operating
<b>180</b>	Circuit Clerk Disbursement of Funds
<b>180</b>	Fines, Penalties, Assessments, and Forfeitures
<b>216</b>	Fees of Others
<b>228</b>	Miscellaneous Disbursements

## 231 Mandatory Arbitration

<b>232</b>	Mandatory Arbitration Program Statistics
<b>233</b>	Mandatory Arbitration Circuit Caseload
<b>242</b>	Mandatory Arbitration Circuit Average Award



Compiled and Published by  
the Administrative Office of  
the Illinois Courts.

3101 Old Jacksonville Road  
Springfield, Illinois 62704  
(217) 558-4490

# TABLE OF CONTENTS

---

**244** Adult and Juvenile Probation and Supervised Pretrial Release

**245** Abbreviations

**246** Active Adult Caseload

**250** Pretrial Eligibility and Release

**253** Adult Investigations Report

**256** Adult Probation Programs Ordered

**260** Adult Risk Classification

**264** Active Juvenile Caseload

**268** Juvenile Investigations Report

**272** Juvenile Risk Classification

**276** Juvenile Petitions Continued Under Supervision / Adjudications

**279** Juvenile Programs Ordered

**282** Juvenile Placements

## APPELLATE COURT OF ILLINOIS

**286** Map of Appellate and Supreme Court Judicial Districts and Directory of Appellate Clerks

**287** Graphical Presentation of Five-Year Trends Total Caseload and Caseload by District

**293** Caseload Summary by District

**294** Case Dispositions by District

**295** Method of Case Disposition

**296** Time Lapse: Case Filing to Disposition

**297** Time Lapse: Brief Filing to Disposition

**298** Opinions and Rule 23 Orders

## SUPREME COURT OF ILLINOIS

**300** Caseload and Statistical Records Case Filings and Dispositions

**302** Table 1: Summary of Case Filings and Final Dispositions

**303** Table 2: Summary of Petitions for Leave to Appeal and/or Rules 315/317

**304** Table 3: Mandatory Jurisdiction Appeals

**304** Table 4: General Docket People and Civil Cases

**305** Table 5: Summary of Call of the Docket

**306** Table 6: Summary of Opinions

**306** Table 7: Summary of Rehearings

**307** Table 8: Attorney Disciplinary Cases

**308** Figure 1: Filings

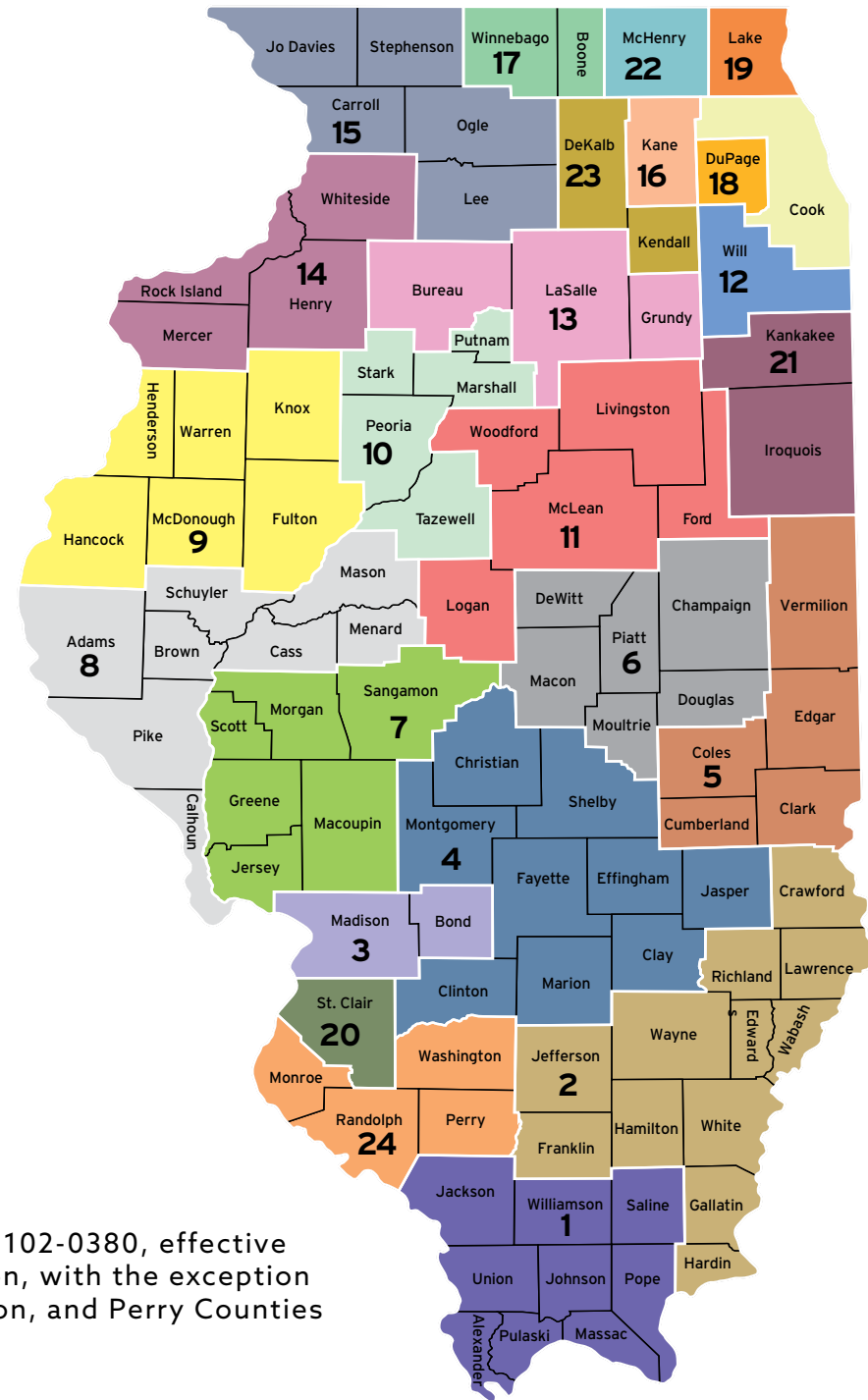
**309** Figure 2: Petitions for Leave to Appeal Filed as a Percent of Appeals decided by Appellate court Opinion or Rule 23 Order

# **CIRCUIT COURTS OF ILLINOIS**



# MAP OF JUDICIAL CIRCUITS OF ILLINOIS

Effective: December 5, 2022



Note: The new 24th Judicial Circuit was created by Public Act 102-0380, effective December 5, 2022. Statistical data contained in this publication, with the exception of probation statistics, includes Monroe, Randolph, Washington, and Perry Counties with the 20th Judicial Circuit for all of calendar year 2022.

# DIRECTORY OF CIRCUIT CLERKS OF ILLINOIS

COUNTY	CLERK OF THE COURT	MAILING ADDRESS	CITY & ZIP	JUDICIAL CIRCUIT	2022 EST. U.S. CENSUS	TELEPHONE
Adams	Lori Geschwandner	521 Vermont Street	Quincy 62301	8	64,725	217/277-2100
Alexander	Carey Simmons	2000 Washington Avenue	Cairo 62914	1	4,858	618/734-0107
Bond	Randi Workman	200 West College Ave.	Greenville 62246	3	16,566	618/664-3208
Boone	Pamela Coduto	601 North Main St., Suite 303	Belvidere 61008	17	53,154	815/544-0371
Brown	Rhonda Johnson	200 Court Street, Room 5	Mt. Sterling 62353	8	6,330	217/773-2713
Bureau	Dawn Reglin	700 South Main Street	Princeton 61356	13	32,828	815/872-2001
Calhoun	Yvonne M. Macauley	P.O. Box 486	Hardin 62047	8	4,360	618/576-2451
Carroll	Patty Hiher	301 North Main St., P.O. Box 32	Mt. Carroll 61053	15	15,529	815/244-0230
Cass	Brad Parlier	P.O. Box 203	Virginia 62691	8	12,657	217/452-7225
Champaign	Susan McGrath	101 East Main Street	Urbana 61801	6	206,542	217/384-3725
Christian	Julie Mayer	101 South Main, P.O. Box 617	Taylorville 62568	4	33,436	217/824-4966
Clark	Ami Shaw	P.O. Box 187	Marshall 62441	5	15,229	217/826-2811
Clay	Crystal Ballard	111 Chestnut St., P.O. Box 100	Louisville 62858	4	13,047	618/665-3523
Clinton	Rod Kloeckner	850 Fairfax Street	Carlyle 62231	4	36,909	618/594-6615
Coles	Melissa Hurst	651 Jackson Ave., Room 128	Charleston 61920	5	46,334	217/348-0516
Cook	Iris Y. Martinez	50 W. Washington, Suite 1001	Chicago 60602	Ck	5,109,292	312/603-5030
Crawford	Angela Reinoehl	P.O. Box 655	Robinson 62454	2	18,536	618/544-3512

# DIRECTORY OF CIRCUIT CLERKS OF ILLINOIS

COUNTY	CLERK OF THE COURT	MAILING ADDRESS	CITY & ZIP	JUDICIAL CIRCUIT	2022 EST. U.S. CENSUS	TELEPHONE
Cumberland	Rhonda M. Wilson	1 Courthouse Square Room 107	Toledo 62468	5	10,324	217/849-3601
DeKalb	Lori Grubbs	133 West State Street	Sycamore 60178	23	100,232	815/895-7138
DeWitt	Michelle R. Van Valey	201 West Washington	Clinton 61727	6	15,310	217/935-7750
Douglas	Nathan Burton	401 South Center, P.O. Box 50	Tuscola 61953	6	19,755	217/253-2352
DuPage	Candice Adams	P.O. Box 707	Wheaton 60187	18	920,901	630/407-8700
Edgar	Angela R. Barrett	115 West Court Street, Room M	Paris 61944	5	16,433	217/466-7447
Edwards	Margaret Branum	50 East Main Street, Suite 7	Albion 62806	2	6,071	618/445-2016
Effingham	John Niemerg	120 W. Jefferson Ave., Suite 101	Effingham 62401	4	34,325	217/342-4065
Fayette	Kathy Emerick	221 South 7th St.	Vandalia 62471	4	21,305	618/283-5009
Ford	Kamalen Johnson Anderson	200 West State	Paxton 60957	11	13,249	217/379-9420
Franklin	James Muir	P.O. Box 485	Benton 62812	2	37,242	618/435-9800
Fulton	Charlene Markley	P.O. Box 152	Lewistown 61542	9	33,021	309/547-3041
Gallatin	Brittney Lane	P.O. Box 249	Shawneetown 62984	2	4,855	618/269-3140
Greene	Shirley Thornton	519 Main Street	Carrollton 62016	7	11,651	217/942-3421
Grundy	Corri Trotter	P.O. Box 707	Morris 60450	13	53,041	815/942-3256
Hamilton	Beth Sandusky	100 South Jackson Street	McLeansboro 62859	2	7,984	618/643-3224
Hancock	Keara Weber	P.O. Box 189	Carthage 62321	9	17,244	217/357-2616
Hardin	Nancy Pennell	P.O. Box 308	Elizabethtown 62931	2	3,597	618/287-2735
Henderson	Sandra Keane	P.O. Box 546	Oquawka 61469	9	6,151	309/867-3121



# DIRECTORY OF CIRCUIT CLERKS OF ILLINOIS

COUNTY	CLERK OF THE COURT	MAILING ADDRESS	CITY & ZIP	JUDICIAL CIRCUIT	2022 EST. U.S. CENSUS	TELEPHONE
Henry	Terilyn Kuster Motley	307 West Center	Cambridge 61238	14	48,419	309/937-3572
Iroquois	Lisa K. Hines	550 South 10th Street	Watseka 60970	21	26,473	815/432-6950
Jackson	Cindy R. Svanda	P.O. Box 730	Murphysboro 62966	1	52,617	618/687-7300
Jasper	Jamie Blake	100 West Jourdan Street	Newton 62448	4	9,212	618/783-2524
Jefferson	Randy Pollard, Jr.	P.O. Box 1266	Mt. Vernon 62864	2	36,400	618/244-8008
Jersey	Daniel P. Schetter	201 West Pearl Street	Jerseyville 62052	7	21,246	618/498-5571
Jo Daviess	Kathy A. Phillips	330 North Bench Street	Galena 61036	15	21,758	815/777-0037
Johnson	Ryan M. O'Neal	401 Court Street Suite A.	Vienna 62995	1	13,381	618/658-4751
Kane	Theresa Barreiro	540 S. Randall Rd.	St. Charles 60174	16	514,182	630/232-3413
Kankakee	Sandra Cianci	450 East Court Street	Kankakee 60901	21	106,074	815/936-5700
Kendall	Matthew Prochaska	807 West John Street	Yorkville 60560	23	137,254	630/553-4183
Knox	Mary Ostrander	200 South Cherry Street	Galesburg 61401	9	48,640	309/345-6719
Lake	Erin Cartwright Weinstein	18 North County Street	Waukegan 60085	19	709,150	847/377-3380
LaSalle	Greg Vaccaro	119 West Madison Street, Room 201	Ottawa 61350	13	108,078	815/434-8671
Lawrence	Cheryl Winkles	1100 State Street	Lawrenceville 62439	2	14,914	618/943-2815
Lee	Amy Johnson	309 South Galena Ave., Suite 320	Dixon 61021	15	33,848	815/284-5234
Livingston	LeAnn Dixon	110 N. Main St.	Pontiac 61764	11	35,521	815/844-2602
Logan	Kelly Elias	P.O. Box 158	Lincoln 62656	11	27,591	217/735-2376

# DIRECTORY OF CIRCUIT CLERKS OF ILLINOIS

COUNTY	CLERK OF THE COURT	MAILING ADDRESS	CITY & ZIP	JUDICIAL CIRCUIT	2022 EST. U.S. CENSUS	TELEPHONE
Macon	Sherry Doty	253 East Wood Street	Decatur 62523	6	101,483	217/424-1454
Macoupin	Lee Ross	P.O. Box 197	Carlinville 62626	7	44,245	217/854-3211
Madison	Tom McRae	155 North Main Street	Edwardsville 62025	3	263,864	618/692-6240
Marion	Tiffany Schicker	100 E. Main St., Rm.204	Salem 62881	4	36,914	618/548-3856
Marshall	Gina M. Noe	122 North Prairie, P.O. Box 328	Lacon 61540	10	11,678	309/246-6435
Mason	Cathy Nunn	125 North Plum	Havana 62644	8	12,748	309/543-6619
Massac	Marcus Grace	One Superman Square, Room 2D	Metropolis 62960	1	13,896	618/524-5011
McDonough	Ian Fischer	#1 Courthouse Square	Macomb 61455	9	26,861	309/837-4889
McHenry	Katherine M. Keefe	2200 N. Seminary Ave., Room 352	Woodstock 60098	22	311,747	815/334-4310
McLean	Don Everhart	104 West Front, Room 404	Bloomington 61701	11	171,141	309/888-5301
Menard	Elyse Waibel	102 S. 7th Street	Petersburg 62675	8	12,121	217/632-2615
Mercer	Kristin Relander	100 Southeast 3rd Street	Aledo 61231	14	15,504	309/582-7122
Monroe	Lisa Fallon	100 South Main Street, Room 115	Waterloo 62298	24	35,033	618/939-8681
Montgomery	Daniel Robbins	120 North Main, Room 125	Hillsboro 62049	4	28,020	217/532-9546
Morgan	Amy Sipes	P.O. Box 1120	Jacksonville 62651	7	32,209	217/243-5419
Moultrie	Christa Helmuth	10 South Main, Suite 7	Sullivan 61951	6	14,323	217/728-4622
Ogle	Kimberly A. Stahl	106 South 5th Street, Suite 300	Oregon 61061	15	51,351	815/732-3201
Peoria	Robert M. Spears	324 Main Street, Room G-22	Peoria 61602	10	178,383	309/672-6989

# DIRECTORY OF CIRCUIT CLERKS OF ILLINOIS

COUNTY	CLERK OF THE COURT	MAILING ADDRESS	CITY & ZIP	JUDICIAL CIRCUIT	2022 EST. U.S. CENSUS	TELEPHONE
Perry	Kimberly J. Kellerman	P.O. Box 219	Pinckneyville 62274	24	20,588	618/357-6726
Piatt	Seth E. Floyd	101 W. Washington, P.O. Box 288	Monticello 61856	6	16,723	217/762-4966
Pike	Bryce Glecker	100 East Washington	Pittsfield 62363	8	14,484	217/285-6612
Pope	Jennifer White	310 East Main St., P.O. Box 438	Golconda 62938	1	3,770	618/683-3941
Pulaski	Stephanie Crain	500 Illinois Ave	Mound City 62963	1	4,991	618/748-9300
Putnam	Carly Neubaum	120 North 4th Street	Hennepin 61327	10	5,571	815/925-7016
Randolph	Julie A. Carnahan	1 Taylor Street, Room 302	Chester 62233	24	30,068	618/826-5000
Richland	Zach Holder	103 West Main #21	Olney 62450	2	15,435	618/392-2151
Rock Island	Tammy Weikert	1317 3rd Ave.	Rock Island 61204	14	141,527	309/786-4451
Saline	Mary Kuczynski	10 East Poplar Street	Harrisburg 62949	1	23,087	618/253-5096
Sangamon	Paul Palazzolo	200 South 9th Street, Room 405	Springfield 62701	7	194,534	217/753-6674
Schuyler	Kay Paisley	102 S Congress Suite 103	Rushville 62681	8	6,746	217/322-4633
Scott	Staci J. Evans	35 East Market Street	Winchester 62694	7	4,790	217/742-5217
Shelby	Kari Ann Kingston	P.O. Box 469	Shelbyville 62565	4	20,761	217/774-4212
St. Clair	Kinnis Williams Sr.	10 Public Square	Belleville 62220	20	252,671	618/277-6832
Stark	Julie Kenney	130 West Main St., P.O. Box 426	Toulon 61483	10	5,345	309/286-5941
Stephenson	Shanelle Bardell	15 North Galena Ave.	Freeport 61032	15	43,627	815/235-8266
Tazewell	Lincoln C. Hobson	342 Court Street	Pekin 61554	10	129,911	309/477-2214

# DIRECTORY OF CIRCUIT CLERKS OF ILLINOIS

COUNTY	CLERK OF THE COURT	MAILING ADDRESS	CITY & ZIP	JUDICIAL CIRCUIT	2022 EST. U.S. CENSUS	TELEPHONE
Union	Keri Clark	309 West Market, Room 101	Jonesboro 62952	1	16,767	618/833-5913
Vermilion	Melissa Quick	7 North Vermilion	Danville 61832	5	72,337	217/554-7700
Wabash	Angela K. Crum	401 Market Street, P.O. Box 997	Mt. Carmel 62863	2	11,087	618/262-5362
Warren	Denise L. Schreck	100 West Broadway	Monmouth 61462	9	16,354	309/734-5179
Washington	Andrea Renken	125 E. Elm Street	Nashville 62263	24	13,643	618/327-4800
Wayne	Pam Southerd	301 East Main Street, Suite 204	Fairfield 62837	2	15,872	618/842-7684
White	Kelly Fulkerson	P.O. Box 310	Carmi 62821	2	13,614	618/382-2321
Whiteside	Sue R. Costello	200 East Knox Street	Morrison 61270	14	54,658	815/772-5170
Will	Andrea Chasteen	100 West Jefferson Street	Joliet 60432	12	696,757	815/727-8592
Williamson	Justin Maze	200 West Jefferson, Suite 100	Marion 62959	1	66,695	618/997-1301
Winnebago	Thomas Klein	400 West State St., Room 100	Rockford 61101	17	282,188	815/319-4500
Woodford	Lynne R. Gilbert	P.O. Box 284	Eureka 61530	11	38,128	309/467-3312

**GRAPHICAL PRESENTATION  
OF FIVE-YEAR TRENDS  
TOTAL CASELOAD AND  
SELECTED CASE CATEGORIES**

# DEFINITION OF CASE CATEGORIES

## CIVIL CATEGORY

### AR

An Arbitration case number shall be assigned to every arbitration-eligible case at the time it is filed; the case shall retain the AR number even if it subsequently is assigned to a civil court call. NOTE: This case category shall be used only by counties that have initiated Mandatory Arbitration as defined by Supreme Court Rules 86 through 95.

### CH

A Chancery case number shall be assigned to a complaint for equitable relief in matters, such as contract actions, trusts, and title to real property.

### ED

An Eminent Domain case number shall be assigned to proceedings involving compensation to an owner for property taken for public use.

### EV

An Eviction case number shall be assigned to any commercial or residential eviction proceeding and for any proceeding for ejectment.

### FC

A Foreclosure case number shall be assigned to any residential or commercial foreclosure proceeding.

### GC/MC

Each Governmental or Municipal Corporation shall have one permanent case number containing such matters as organization, appointment of officers, approval of bonds, and routine orders confirming annexation. A new GC case shall be assigned to each petition filed seeking consideration by the court on new matters. Note: The MC case type was assigned to cases prior to January 1, 2022.

### GR

A Guardianship case number shall be assigned for any case involving guardianship of a minor, person with a disability, or an estate of any person under the Probate Act of 1975, as amended.

### L / LA

A Law case number shall be assigned to tort, contract, and a variety of other actions in which the damages sought are greater than \$50,000. The amount of damages contained in the complaint pursuant to Supreme Court Rule 222, excluding interest and costs, determines the category, not the amount of the verdict or judgment. If no specific amount is claimed, an LA number shall be assigned. Note: The L case type was assigned to cases prior to January 1, 2022.



# DEFINITION OF CASE CATEGORIES

## CIVIL CATEGORY CONTINUED

### LM

A Law Magistrate case number shall be assigned to tort, contract, and a variety of other actions in which the damages sought are \$50,000 or less. The amount of damages contained in the complaint pursuant to Supreme Court Rule 222, excluding interest and costs, determines the category, not the amount of the verdict or judgment. NOTE: A tort or contract case in which the damages sought are \$10,000 or less is assigned an SC number.

### MC

Each Municipal Corporation shall have one permanent case number and file folder for routine matters to be considered by the court. This file will contain such matters as organization, appointment of officers, approval of bonds, and routine orders confirming annexation. Note: The MC case type was assigned to cases prior to January 1, 2022.

### MH

A Mental Health case number shall be assigned to proceedings involving hospitalization, discharge, or restoration to legal status. When a proceeding relative to a resident of Illinois is held in a county other than the county in which the person resides and a transcript of such proceeding (including change of status reports) is received by the circuit clerk of the county of such person's residence, the clerk shall assign a new MH case number.

### MR

A Miscellaneous Remedy case number shall be assigned to complaints seeking review of administrative decisions (other than of a tax commission) and a variety of other actions that include change of name, demolition, and corporation dissolution.

### P / PR

A Probate case number shall be assigned to estates of decedents and missing persons. Note: The P case type was assigned to cases prior to January 1, 2022.

### SC

A Small Claim case number shall be assigned to "...a civil action based on either tort or contract for money not in excess of \$10,000, exclusive of interest and costs" (Supreme Court Rule 281).

### TX

A Tax case number shall be assigned to the annual tax sale, petitions for tax deed, objections, and a variety of other actions relating to the collection of taxes.

# DEFINITION OF CASE CATEGORIES

## FAMILY CATEGORY

### AD

An Adoption case number shall be assigned to every adoption case filed pursuant to 750 ILCS 50/0.01 *et seq.*

### D

A Dissolution case number shall be assigned to a complaint for dissolution of marriage, annulment, or separate maintenance.

Note: The D case type was assigned to cases prior to January 1, 2022.

### DC

A Dissolution with Children case number shall be assigned to a complaint for dissolution of marriage, civil union, annulment, petitions for legal separation, or separate maintenance as defined in 750 ILCS 5/303 when at the time of filing there are minor children. NOTE: Petitions for Orders of Protection shall be assigned a separate OP case number.

### DN

A Dissolution No Children case number shall be assigned to a complaint for dissolution of marriage, civil union, annulment, petition for legal separation or separate maintenance as defined in 750 ILCS 5/303 when at the time of filing there are no minor children. NOTE: Petitions for Orders of Protection shall be assigned a separate OP case number.

### F / FA

A Family case number shall be assigned to a variety of matters including proceedings to establish the parent-child relationship, notice to putative fathers, and certain actions relating to child support. NOTE: Petitions for Orders of Protection shall be assigned a separate OP case number.

Note: The F case type was assigned to cases prior to January 1, 2022.

# DEFINITION OF CASE CATEGORIES

## CRIMINAL CATEGORY

### CF

A Criminal Felony case number shall be assigned when a complaint, information or indictment is filed in which at least one county charges a felony as defined in the Unified Code of Corrections (730 ILCS 5/5-1 et seq.)

### CM

A Criminal Misdemeanor case number shall be assigned when a case is filed in which the most serious charge carries a penalty of less than one-year imprisonment, limited to Class A, B, or C offenses as defined in the Unified Code of Corrections (730 ILCS 5/5-1 et seq.), which are not otherwise defined as CV, DV, DT, OV, QC, MT and TR cases.

### DT

A Driving Under the Influence case number shall be assigned to any case charging a violation of a statute, ordinance, or regulation governing driving or operating under the influence of alcohol, other drug, or combination thereof under Section 11-501 of the Illinois Vehicle Code, Section 5-7 of the Snowmobile Registration and Safety Act, and Section 5-16 of the Boat Registration and Safety Act. If the offense is punishable upon conviction by imprisonment in a penitentiary, the case shall be assigned a CF case number.

### DV

A Domestic Violence case number shall be assigned to any case in which a violation of domestic battery under Section 12-3.2 of the Criminal Code (720 ILCS 5/12-3.2). If the offense is punishable upon conviction by imprisonment in a penitentiary, the case shall be assigned a CF case number.

### OV

An Ordinance Violation case number shall be assigned to any case in which violation of a local ordinance is charged. Violations of traffic ordinance as defined by Supreme Court Rule 501(f) shall be given an MT, TR, or DT case number, as appropriate.

### QC

A Quasi-Criminal case number shall be assigned to any offense classified as Petty or Business as defined in the Unified Code of Corrections (730 ILCS 5/5-1 et seq.), which is not otherwise defined as DT, MT, TR, or CV case.

---

## CONSERVATION & TRAFFIC CATEGORY

### CV

A Conservation case number shall be assigned to any case defined by Supreme Court Rule 501(c).

### TR

A Minor Traffic case number shall be assigned to any case defined by Supreme Court Rule 501(f)(1)(ii).

### MT

A Major Traffic case number shall be assigned to any case defined by Supreme Court Rule 501(f)(1)(i), except DUI cases.

# DEFINITION OF CASE CATEGORIES

## JUVENILE CATEGORY

### J / JV

A Juvenile case number shall be assigned to all cases involving minors requiring authoritative intervention as defined by 705 ILCS 405/3-1 *et seq.* of the Juvenile Court Act of 1987, or to any other proceedings initiated under 705 ILCS 405/1-1 *et seq.* of the Juvenile Court Act of 1987, except those defined by the JA and JD categories. A JV case shall not contain abuse, neglect or dependency matters, a JA case number shall be assigned instead. Note: The J case type was assigned to cases prior to January 1, 2022.

### JA

A Juvenile Abuse and Neglect case number shall be assigned to all cases involving dependent, neglected or abused minor as defined by 705 ILCS 405/2-1, *et seq.* of the Juvenile Court Act of 1987. A JA case shall include only abuse, neglect, and dependency matters. A separate JA case number shall be assigned to each minor respondent.

### JD

A Juvenile Delinquency case number shall be assigned to all cases involving addicted minors as defined by the Substance Use Disorder Act (705 ILCS 405/4-1 *et seq.*) or delinquent minors as defined by the Juvenile Court Act of 1987 (705 ILCS 405/5-101 *et seq.*). A JD case shall not contain abuse, neglect, or dependency matters.

## ALL OTHER CATEGORIES

### CC

A Contempt of Court case number shall be assigned to any proceeding where a finding of indirect or direct contempt of court, for charges initiated against a person who is not a party to the action in which the contemptuous conduct allegedly occurred, including a juror who has been impaneled. The CC category shall be used in both civil and criminal contempt proceedings against non-parties. A Contempt of Court case number shall be assigned when a juror who has not responded to a juror summons has been found in contempt.

### CL

A Civil Law case number shall be assigned to all cases for civil law violations as defined in Supreme Court Rule 585.

### MX

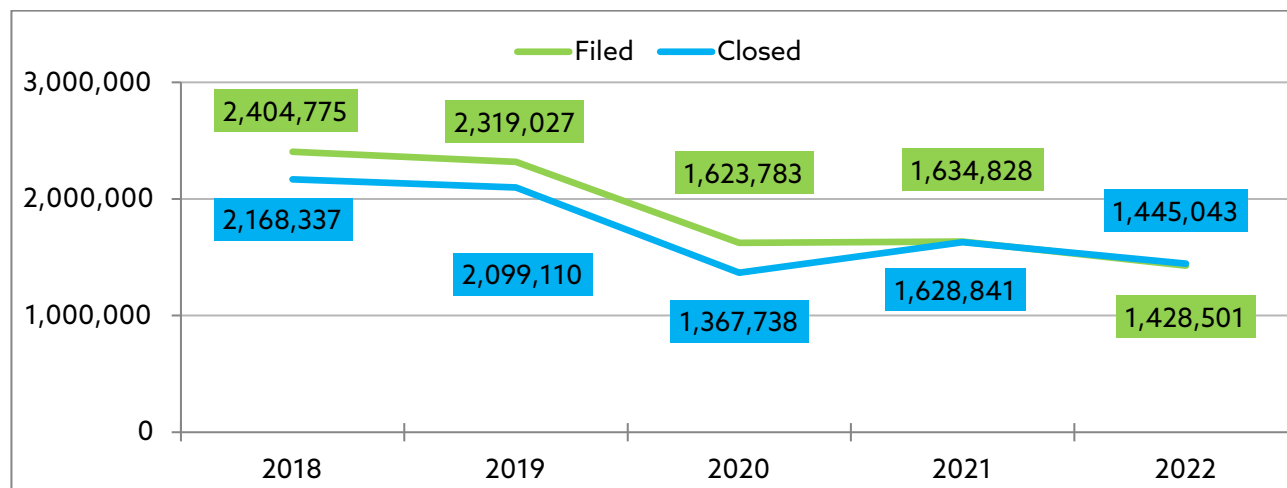
A Miscellaneous Criminal case number shall be assigned to a variety of actions for civil processes relating to criminal proceedings such as search warrants, grand jury proceedings, statutory summary suspensions, probationer transfers, eavesdropping, seized property, sealing and expungement petitions, habeas corpus, and administrative subpoenas.

### OP

An Order of Protection case number shall be assigned to any petition for an order of protection, petition for stalking no contact order, firearms restraining order, or civil no contact order. Nothing precludes local practices where an OP case may be combined with another civil, criminal, or juvenile case, however, a separate OP case number shall be assigned to all order of protection proceedings.

# CIRCUIT COURTS OF ILLINOIS FIVE-YEAR TRENDS

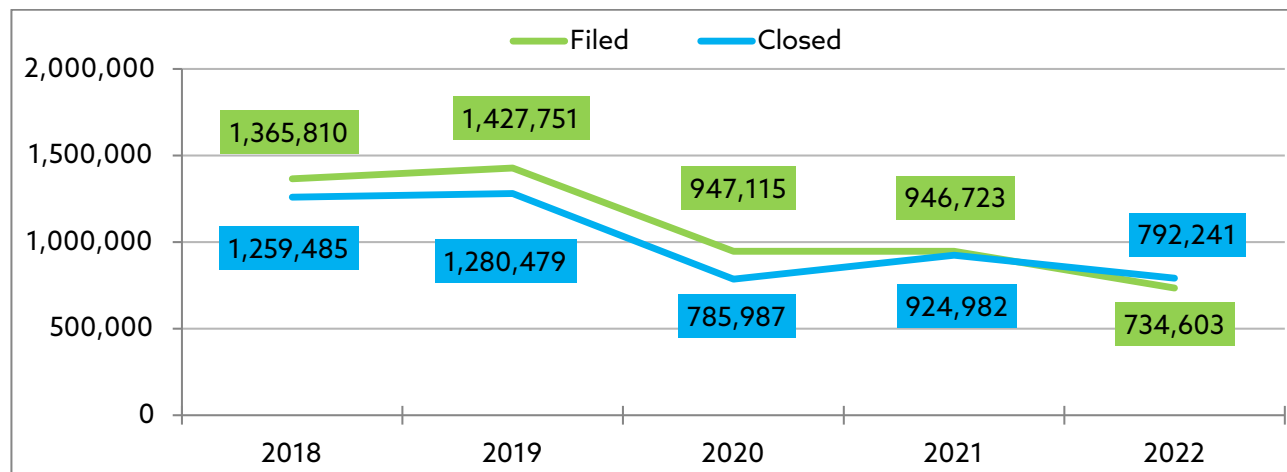
## TOTAL CASES



From 2018 to 2021, the total new filed cases decreased by 32%. From 2018 to 2022, the total new filed cases decreased by 40.6%.

From 2018 to 2021, the total closed cases decreased by 24.9%. From 2018 to 2022, the total closed cases decreased by 33.4%.

## TRAFFIC CASES\*



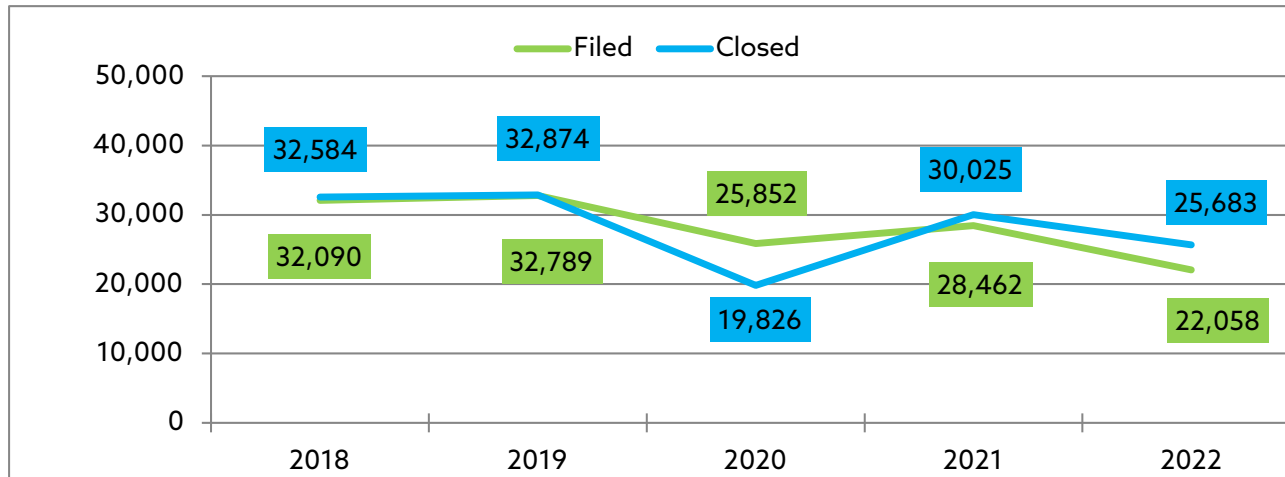
From 2018 to 2021, new filed traffic cases decreased by 30.7%. From 2018 to 2022, new filed traffic cases decreased by 46.2%.

From 2018 to 2021, closed traffic cases decreased by 26.6%. From 2018 to 2022, closed traffic cases decreased by 37%.

\*Excluding parking tickets and DUI

# CIRCUIT COURTS OF ILLINOIS FIVE-YEAR TRENDS

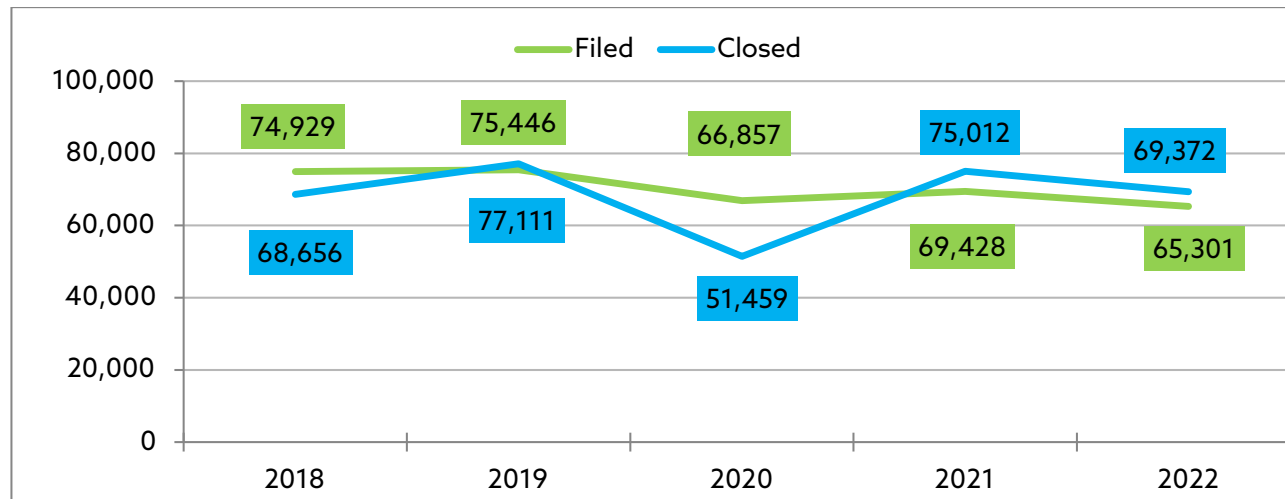
## DUI CASES



From 2018 to 2021, new filed DUI cases decreased by 11.3%. From 2018 to 2022, new filed DUI cases decreased by 31.3%.

From 2018 to 2021 closed DUI cases decreased by 7.9%. From 2018 to 2022, closed DUI cases decreased by 21.2%.

## FELONY CASES



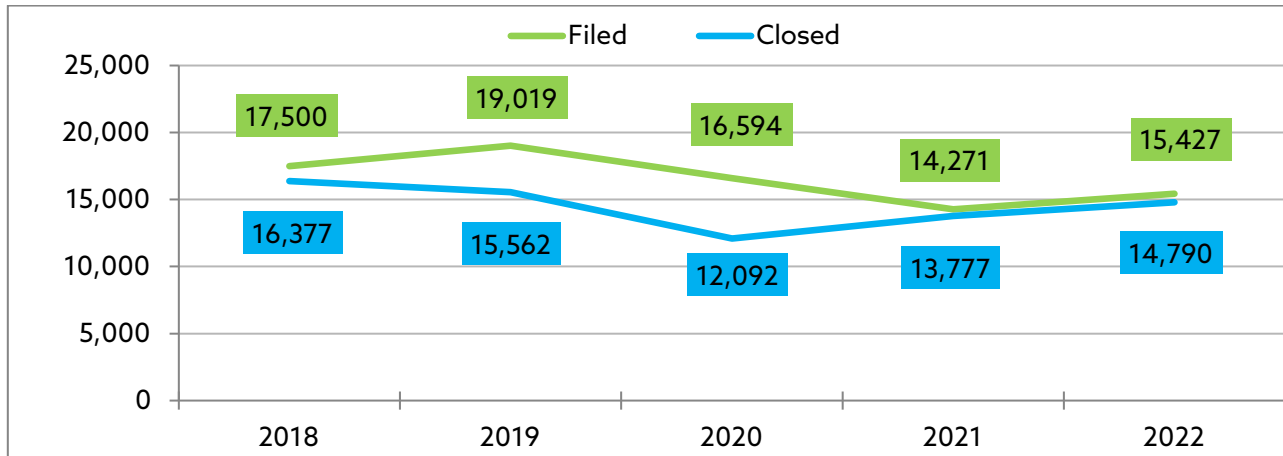
From 2018 to 2021, new filed felony cases decreased by 7.3%. From 2018 to 2022, new filed felony cases decreased by 12.8%.

From 2018 to 2021, closed felony cases increased by 9.3%. From 2018 to 2022 closed felony cases increased by 1%.



# CIRCUIT COURTS OF ILLINOIS FIVE-YEAR TRENDS

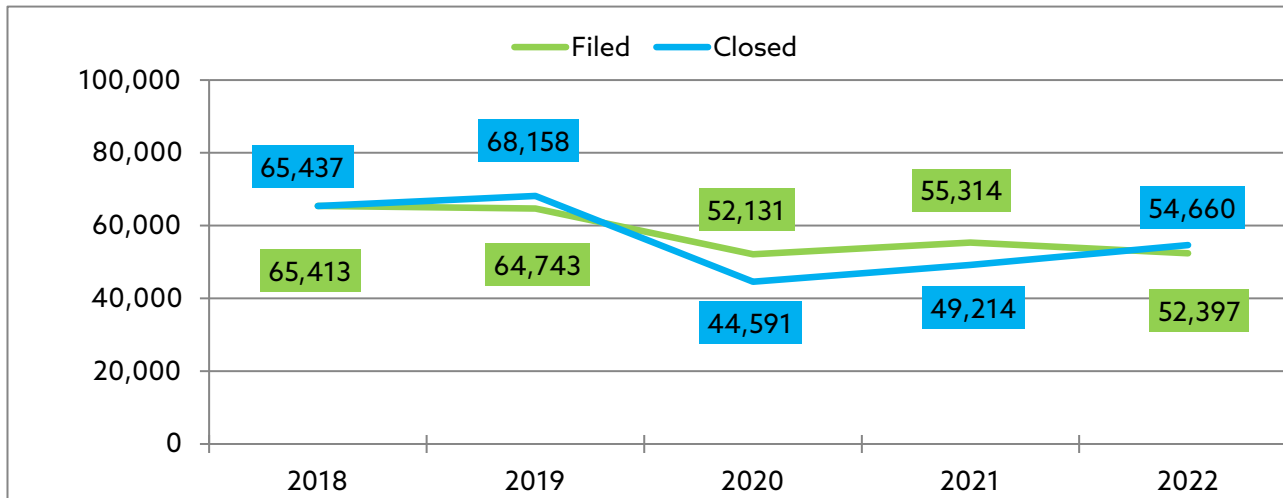
## JUVENILE



From 2018 to 2021, new filed juvenile cases decreased by 18.5%. From 2018 to 2022, new filed juvenile cases decreased by 11.8%.

From 2018 to 2021, closed juvenile cases decreased by 15.9%. From 2018 to 2022, closed juvenile cases decreased by 9.7%.

## DISSOLUTION AND FAMILY

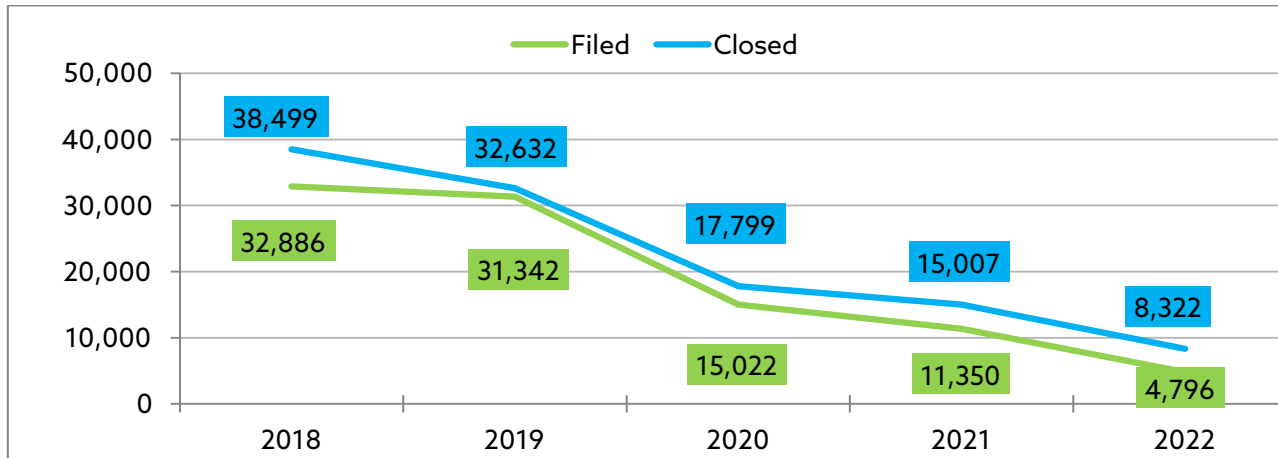


From 2018 to 2021, new filed dissolution and family cases decreased by 15.4%. From 2018 to 2022, new filed dissolution and family cases decreased by 19.9%.

From 2018 to 2021, closed dissolution and family cases decreased by 24.8%. From 2018 to 2022, closed dissolution and family cases decreased by 16.5%.

# CIRCUIT COURTS OF ILLINOIS FIVE-YEAR TRENDS

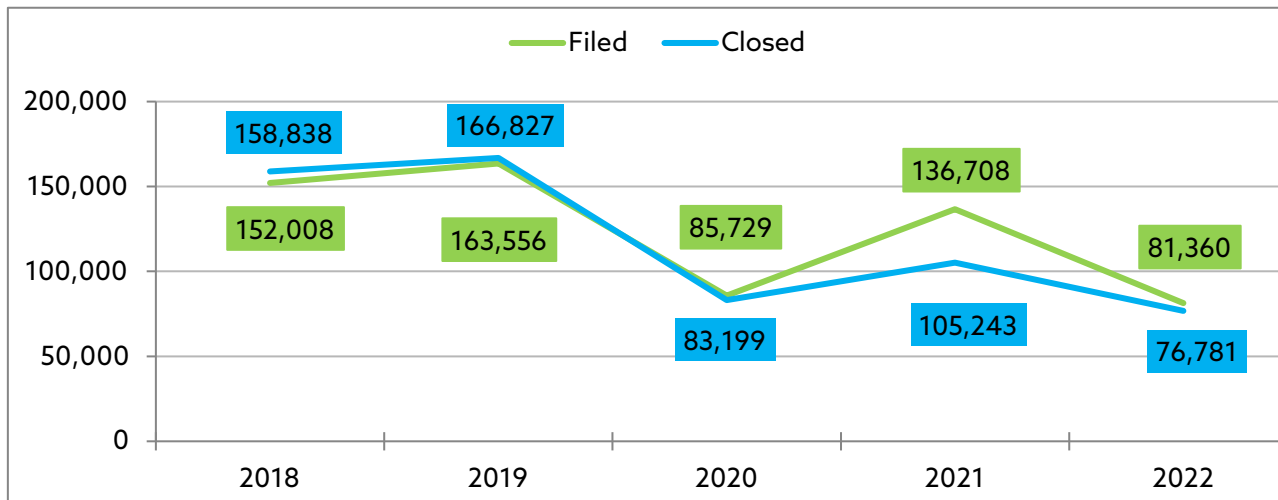
## CHANCERY



From 2018 to 2021, new filed chancery cases decreased by 65.5%. From 2018 to 2022, new filed chancery cases decreased by 85.4%.

From 2018 to 2021, closed chancery cases decreased by 61%. From 2018 to 2022, closed chancery cases decreased by 78.4%.

## ALL LAW CASES

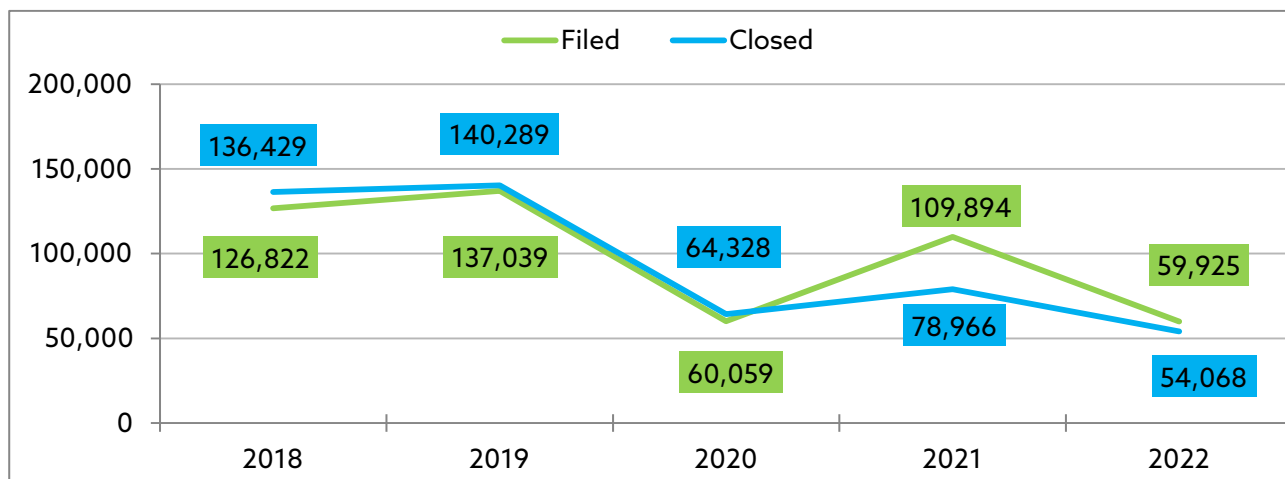


From 2018 to 2021, the total new filed law cases decreased by 10.1%. From 2018 to 2022, the total new filed law cases decreased by 46.5%.

From 2018 to 2021, the total closed law cases decreased by 33.7%. From 2018 to 2022, the total closed law cases decreased by 51.7%.

# CIRCUIT COURTS OF ILLINOIS FIVE-YEAR TRENDS

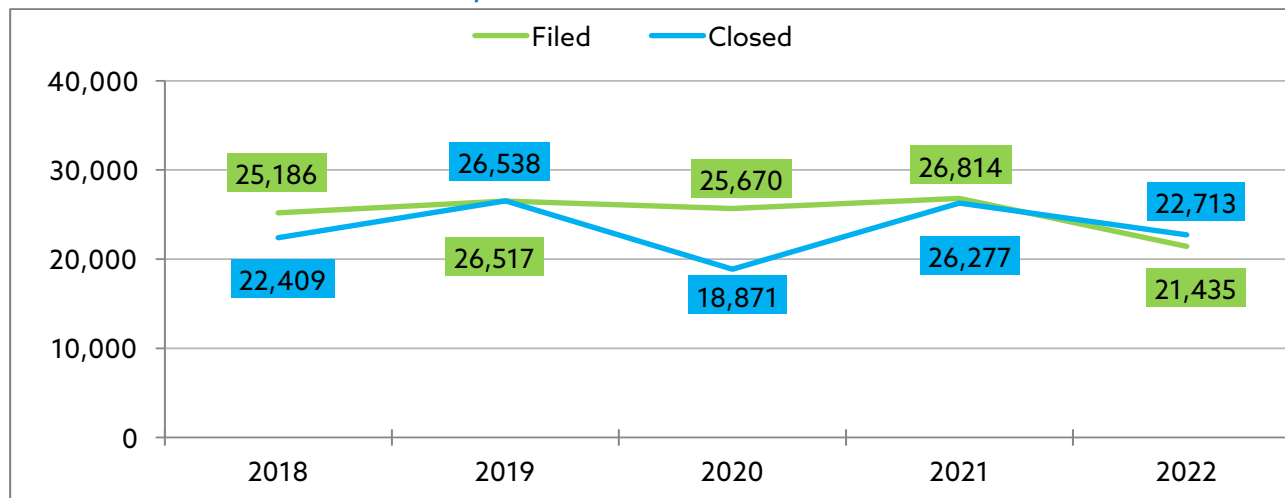
## LAW CASES \$50,000 AND LESS



From 2018 to 2021, new filed law cases under \$50,000 decreased by 13.3%. From 2018 to 2022, new filed law cases under \$50,000 decreased by 52.7%.

From 2018 to 2021, closed law cases under \$50,000 decreased by 42.1%. From 2018 to 2022, closed law cases under \$50,000 decreased by 60.4%.

## LAW CASES OVER \$50,000



From 2018 to 2021, new filed law cases over \$50,000 increased by 6.5%. From 2018 to 2022, new filed law cases over \$50,000 decreased by 14.9%.

From 2018 to 2021, closed law cases over \$50,000 increased by 17.3%. From 2018 to 2022, closed law cases over \$50,000 increased by 1.4%.

**CASELOAD,  
CLEARANCE RATES,  
AND STATISTICAL  
RECORDS OF THE  
CIRCUIT COURTS OF  
ILLINIOS**

# CASELOAD SUMMARIES BY CIRCUIT

## CIRCUIT COURTS OF ILLINOIS CALENDAR YEAR 2022

CIRCUIT	BEGINNING OPEN	NEW FILED	REINSTATED	CLOSED	ENDING OPEN	INCREASE/DECREASE % OF 2022 OPEN CASES
1st	140,814	46,646	50	53,575	130,685	-7.2
2nd	51,037	23,498	38	24,319	44,024	-13.7
3rd	82,134	42,475	373	53,193	70,140	-14.6
4th	43,144	31,388	45	32,722	38,141	-11.6
5th	72,253	23,430	130	24,994	58,442	-19.1
6th	59,742	44,533	257	42,829	217,955	264.8
7th	101,891	48,957	27	51,838	94,613	-7.1
8th	22,852	17,909	43	18,661	21,103	-7.7
9th	29,661	19,941	22	21,254	30,727	3.6
10th	54,985	39,938	259	42,387	53,862	-2.0
11th	37,983	35,501	577	38,267	34,586	-8.9
12th	95,669	83,371	2,883	99,545	79,623	-16.8
13th	22,247	23,689	486	26,571	19,078	-14.2
14th	63,615	36,112	15	38,845	56,976	-10.4
15th	30,735	23,260	10	26,074	25,264	-17.8
16th	102,623	51,934	2,348	75,480	52,178	-49.2
17th	82,350	45,525	178	50,214	73,268	-11.0
18th	59,261	111,829	833	114,995	100,038	68.8
19th	37,938	67,704	3,850	82,046	27,452	-27.6
20th	136,020	49,899	64	48,096	106,519	-21.7
21st	43,818	17,817	0	16,850	44,511	1.6
22nd	16,876	38,747	690	41,725	14,545	-13.8
23rd	21,823	22,454	305	25,278	18,934	-13.2
DOWNSTATE TOTAL	1,409,471	946,557	13,483	1,049,758	1,412,664	0.2
COOK COUNTY	153,927	481,944	68,818	395,285	309,404	101.0
STATE TOTAL	1,563,398	1,428,501	82,301	1,445,043	1,722,068	10.1

# CASE FILING RATIO: JUDGE/POPULATION

## CIRCUIT COURTS OF ILLINOIS CALENDAR YEAR 2022

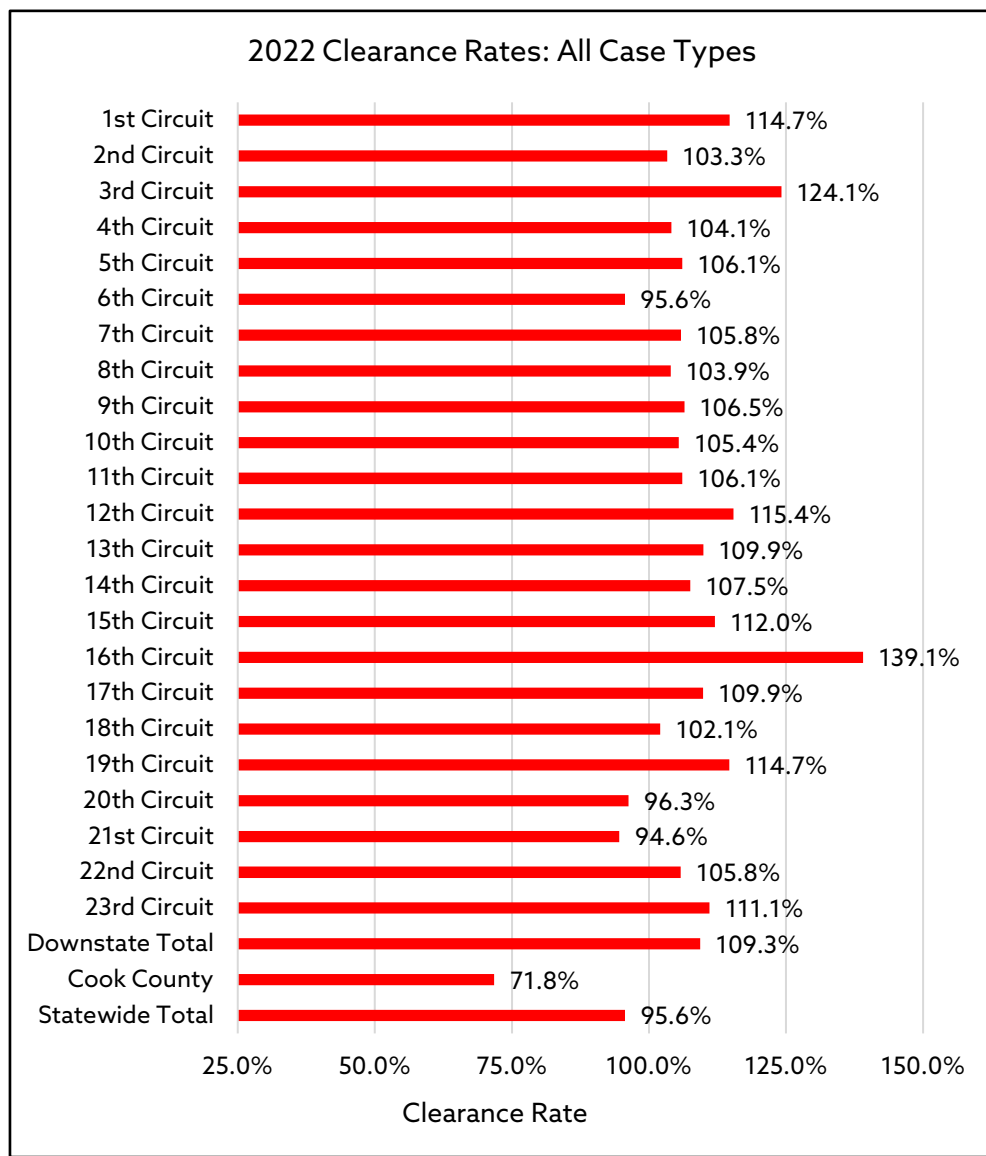
Circuit	NUMBER OF COUNTIES	2022 CENSUS POPULATION ESTIMATE	TOTAL NUMBER OF CASES FILED DURING 2022 **	AVERAGE NUMBER OF SITTING JUDGES			NUMBER OF CASES FILED PER JUDGE	NUMBER OF CASES FILED PER 1000 POPULATION
				CIRCUIT	ASSOCIATE	TOTAL		
1st	9	200,062	46,646	13	7	20	2,332	233.2
2nd	12	185,607	23,498	14	6	20	1,175	126.6
3rd	2	280,430	42,475	9	12	21	2,023	151.5
4th	9	233,929	31,388	11	7	18	1,744	134.2
5th	5	160,657	23,430	10	6	16	1,464	145.8
6th	6	374,136	44,533	14	11	25	1,781	119.0
7th	6	308,675	48,957	12	10	22	2,225	158.6
8th	8	134,171	17,909	10	5	15	1,194	133.5
9th	6	148,271	19,941	10	5	15	1,329	134.5
10th	5	330,889	39,938	10	11	21	1,902	120.7
11th	5	285,630	35,501	10	10	20	1,775	124.3
12th	1	696,757	83,371	16	22	38	2,194	119.7
13th	3	193,947	23,689	8	5	13	1,822	122.1
14th	4	260,108	36,112	12	10	22	1,641	138.8
15th	5	166,113	23,260	8	8	16	1,454	140.0
16th	1	514,182	51,934	13	16	29	1,791	101.0
17th	2	335,342	45,525	10	15	25	1,821	135.8
18th	1	920,901	111,829	14	31	45	2,485	121.4
19th	1	709,150	67,704	14	25	39	1,736	95.5
20th	5	352,003	49,899	12	13	25	1,996	141.8
21st	2	132,547	17,817	7	5	12	1,485	134.4
22nd	1	311,747	38,747	8	11	19	2,039	124.3
23rd	2	237,486	22,454	8	5	13	1,727	94.5
DOWNSTATE TOTAL	101	7,472,740	946,557	253	256	509	1,860	126.7
COOK COUNTY	1	5,109,292	481,944	235	136	371	1,299	94.3
STATE TOTAL	102	12,582,032	1,428,501	488	392	880	1,623	113.5

\*\* Total of all cases in all categories: Civil, Family, Criminal, Conservation & Traffic, Juvenile and Other.



# 2022 CLEARANCE RATES BY CIRCUIT

## ALL CASE TYPES



## FIVE YEAR TREND CLEARANCE RATES: ALL CASE TYPES

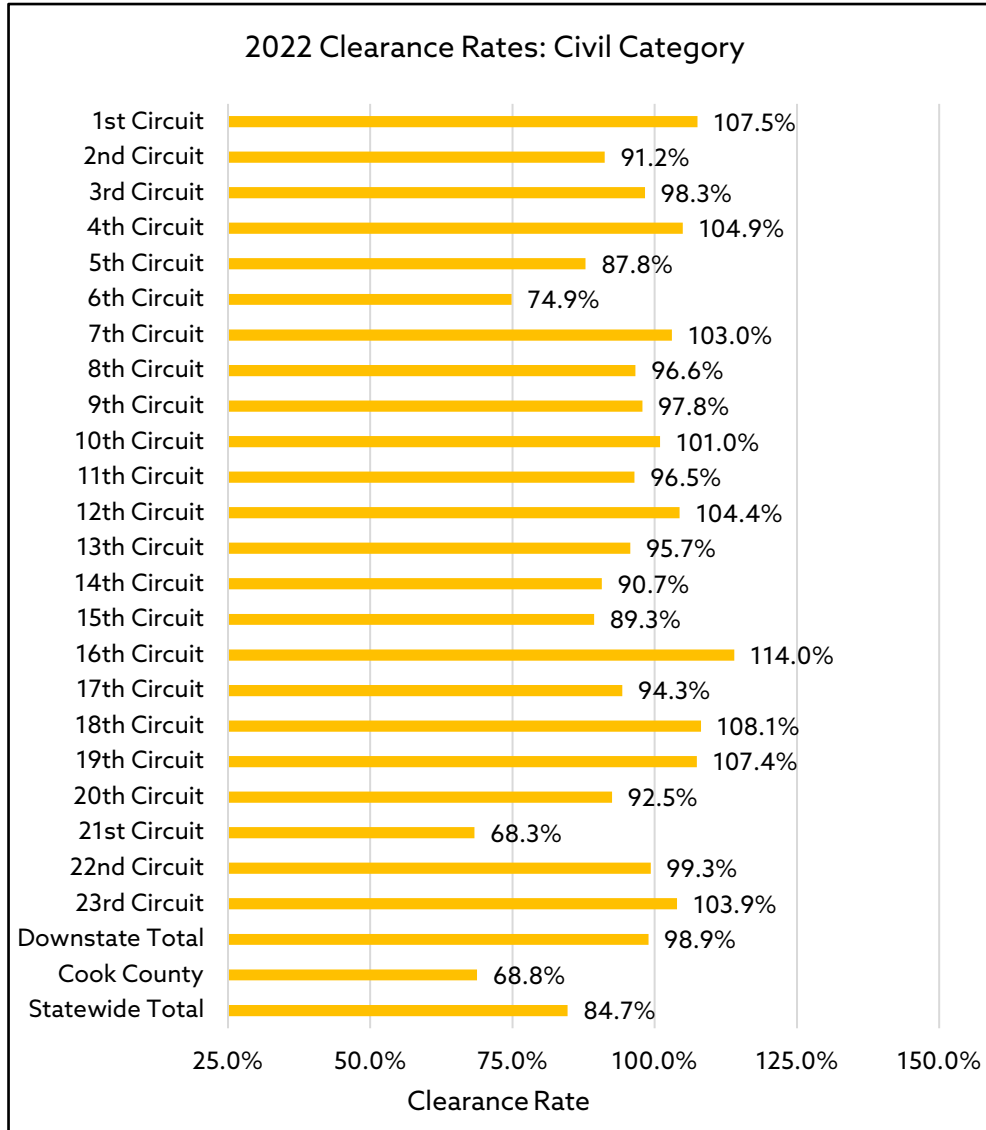
Circuit	2022	2021	2020	2019	2018
1st .....	114.7%	102.6%	96.2%	90.2%	92.7%
2nd .....	103.3%	97.7%	87.1%	91.3%	93.7%
3rd .....	124.1%	107.6%	83.4%	92.4%	94.7%
4th .....	104.1%	96.8%	83.0%	96.0%	100.1%
5th .....	106.1%	85.2%	69.3%	78.9%	79.0%
6th .....	95.6%	91.6%	88.3%	92.6%	93.7%
7th .....	105.8%	134.1%	106.3%	116.0%	116.4%
8th .....	103.9%	102.4%	90.8%	94.4%	96.0%
9th .....	106.5%	99.4%	94.0%	98.6%	98.3%
10th .....	105.4%	90.8%	85.3%	97.1%	98.2%
11th .....	106.1%	96.8%	94.0%	101.0%	99.5%
12th .....	115.4%	101.2%	90.7%	97.6%	99.8%
13th .....	109.9%	97.5%	93.2%	96.0%	97.9%
14th .....	107.5%	93.2%	90.1%	94.5%	96.5%
15th .....	112.0%	101.2%	89.1%	95.6%	95.8%
16th .....	139.1%	99.5%	44.1%	71.3%	55.6%
17th .....	109.9%	103.0%	101.5%	98.0%	99.0%
18th .....	102.1%	110.7%	82.5%	100.6%	101.0%
19th .....	114.7%	102.3%	97.0%	100.9%	100.2%
20th .....	96.3%	107.9%	92.4%	96.9%	98.5%
21st .....	94.6%	66.1%	45.9%	69.0%	76.1%
22nd .....	105.8%	104.3%	93.7%	102.0%	99.8%
23rd .....	111.1%	112.5%	81.6%	98.5%	100.8%
DOWNSTATE TOTAL	109.3%	102.5%	86.8%	95.5%	95.8%
COOK COUNTY ....	71.8%	86.0%	74.1%	78.3%	77.2%
STATE TOTAL .....	95.6%	97.2%	82.5%	89.2%	88.6%

Note: Clearance Rate Percentage equals the number of closed cases divided by the sum of new filed and reinstated cases, with the total multiplied by 100.

# CLEARANCE RATES BY CIRCUIT

## CIVIL CATEGORY

(Arbitration, Chancery, Eminent Domain, Eviction, Foreclosure, Governmental Corporation, Guardianship, Law, Law Magistrate, Mental Health, Miscellaneous Remedy, Municipal Corporation, Probate, Small Claims, Tax)



## FIVE YEAR TREND CLEARANCE RATES: CIVIL CATEGORY

Circuit	2022	2021*	2020*	2019*	2018*
1st .....	107.5%	94.6%	111.1%	92.4%	86.3%
2nd .....	91.2%	79.8%	96.9%	88.6%	88.0%
3rd .....	98.3%	85.1%	86.7%	93.9%	92.6%
4th .....	104.9%	86.1%	85.0%	91.8%	99.0%
5th .....	87.8%	51.9%	48.8%	62.1%	60.9%
6th .....	74.9%	68.9%	84.0%	81.2%	89.0%
7th .....	103.0%	129.5%	139.6%	131.0%	131.1%
8th .....	96.6%	83.3%	100.1%	90.4%	96.8%
9th .....	97.8%	102.8%	125.2%	96.1%	90.3%
10th .....	101.0%	80.1%	95.4%	87.3%	98.5%
11th .....	96.5%	85.3%	99.9%	104.5%	95.2%
12th .....	104.4%	102.7%	102.7%	98.3%	99.2%
13th .....	95.7%	98.9%	98.6%	95.3%	99.9%
14th .....	90.7%	91.7%	87.6%	101.4%	95.9%
15th .....	89.3%	88.4%	90.1%	91.2%	97.1%
16th .....	114.0%	65.5%	36.4%	69.4%	65.5%
17th .....	94.3%	99.7%	99.5%	96.6%	97.6%
18th .....	108.1%	99.3%	94.6%	95.0%	103.8%
19th .....	107.4%	96.9%	107.4%	99.3%	104.7%
20th .....	92.5%	79.4%	92.5%	96.3%	98.3%
21st .....	68.3%	60.3%	63.1%	85.6%	96.6%
22nd .....	99.3%	108.2%	94.2%	95.8%	103.3%
23rd .....	103.9%	106.6%	99.0%	95.9%	102.3%
DOWNSTATE TOTAL	98.9%	91.4%	93.6%	94.3%	96.9%
COOK COUNTY ....	68.8%	103.6%	89.7%	95.7%	97.9%
STATE TOTAL .....	84.7%	97.4%	91.7%	95.0%	97.4%

Note: Clearance Rate Percentage equals the number of closed cases divided by the sum of new filed and reinstated cases, with the total multiplied by 100.

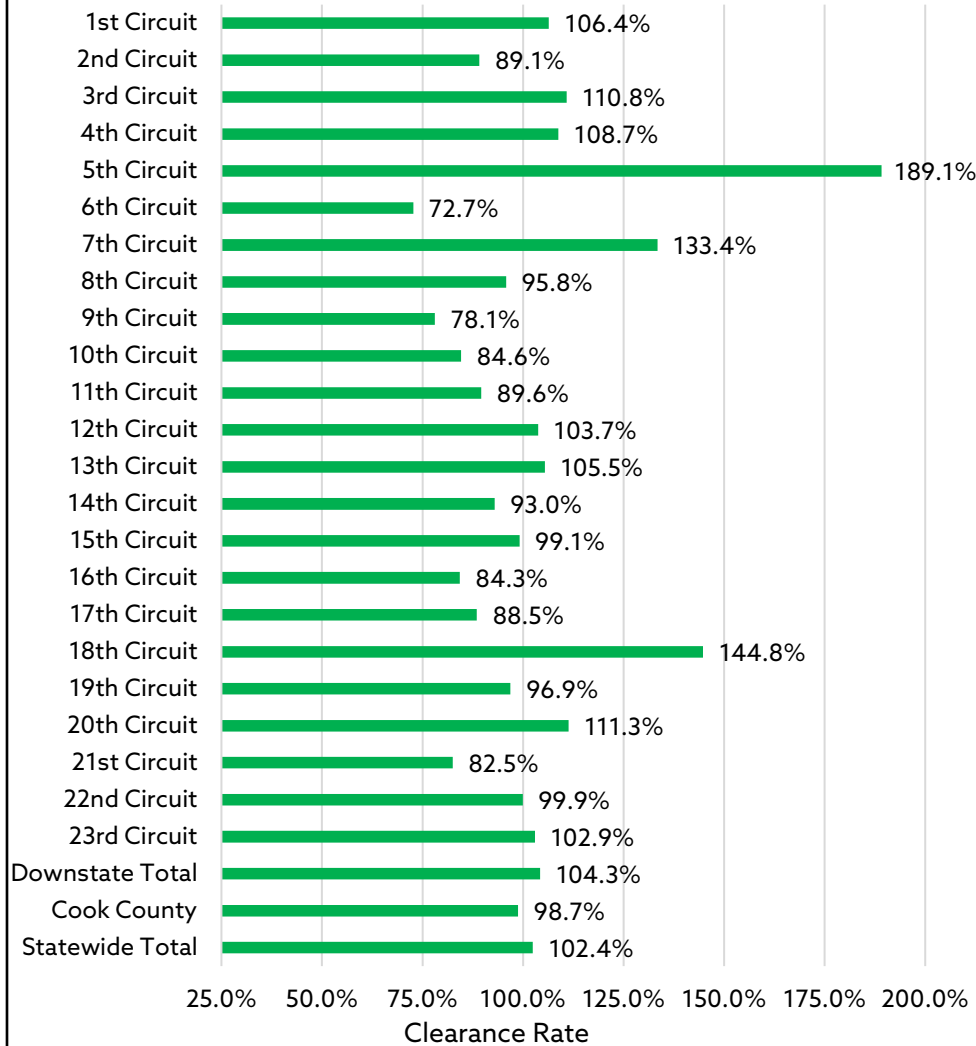
\* Includes Arbitration, Chancery, Eminent Domain, Law, Law Magistrate, Municipal Corporation, Mental Health, Miscellaneous Remedy, Probate, Small Claims, Tax

# CLEARANCE RATES BY CIRCUIT

## FAMILY CATEGORY

(Adoption, Dissolution of Marriage, Dissolution No Children,  
Dissolution with Children, Family)

### 2022 Clearance Rates: Domestic Relations Category



## FIVE YEAR TREND CLEARANCE RATES: FAMILY CATEGORY

Circuit	2022	2021*	2020*	2019*	2018*
1st .....	106.4%	112.3%	93.5%	99.6%	97.7%
2nd .....	89.1%	91.4%	93.9%	86.7%	85.4%
3rd .....	110.8%	106.9%	97.4%	97.1%	97.5%
4th .....	108.7%	94.6%	90.5%	98.1%	94.0%
5th .....	189.1%	68.1%	63.8%	44.7%	45.8%
6th .....	72.7%	85.5%	83.8%	88.8%	87.3%
7th .....	133.4%	137.2%	140.4%	136.0%	135.1%
8th .....	95.8%	93.9%	94.9%	87.5%	103.5%
9th .....	78.1%	124.4%	99.1%	97.2%	93.6%
10th .....	84.6%	90.9%	97.2%	130.0%	88.3%
11th .....	89.6%	96.8%	93.6%	111.2%	99.2%
12th .....	103.7%	101.9%	97.6%	100.8%	98.0%
13th .....	105.5%	95.1%	94.8%	96.2%	94.1%
14th .....	93.0%	93.6%	92.4%	95.2%	104.6%
15th .....	99.1%	92.0%	89.4%	89.1%	96.4%
16th .....	84.3%	100.5%	58.8%	93.8%	59.5%
17th .....	88.5%	90.8%	92.4%	93.2%	95.0%
18th .....	144.8%	101.3%	89.4%	148.9%	96.6%
19th .....	96.9%	99.9%	98.7%	106.0%	99.9%
20th .....	111.3%	97.7%	92.9%	98.8%	109.5%
21st .....	82.5%	81.1%	59.7%	82.3%	94.1%
22nd .....	99.9%	103.0%	95.5%	96.4%	104.3%
23rd .....	102.9%	97.6%	96.9%	95.9%	98.4%
DOWNSTATE TOTAL	104.3%	99.0%	93.9%	102.9%	96.3%
COOK COUNTY . . .	98.7%	74.2%	74.1%	92.0%	93.6%
STATE TOTAL . . . .	102.4%	91.0%	87.7%	99.3%	95.4%

Note: Clearance Rate Percentage equals the number of closed cases divided by the sum of new filed and reinstated cases, with the total multiplied by 100.

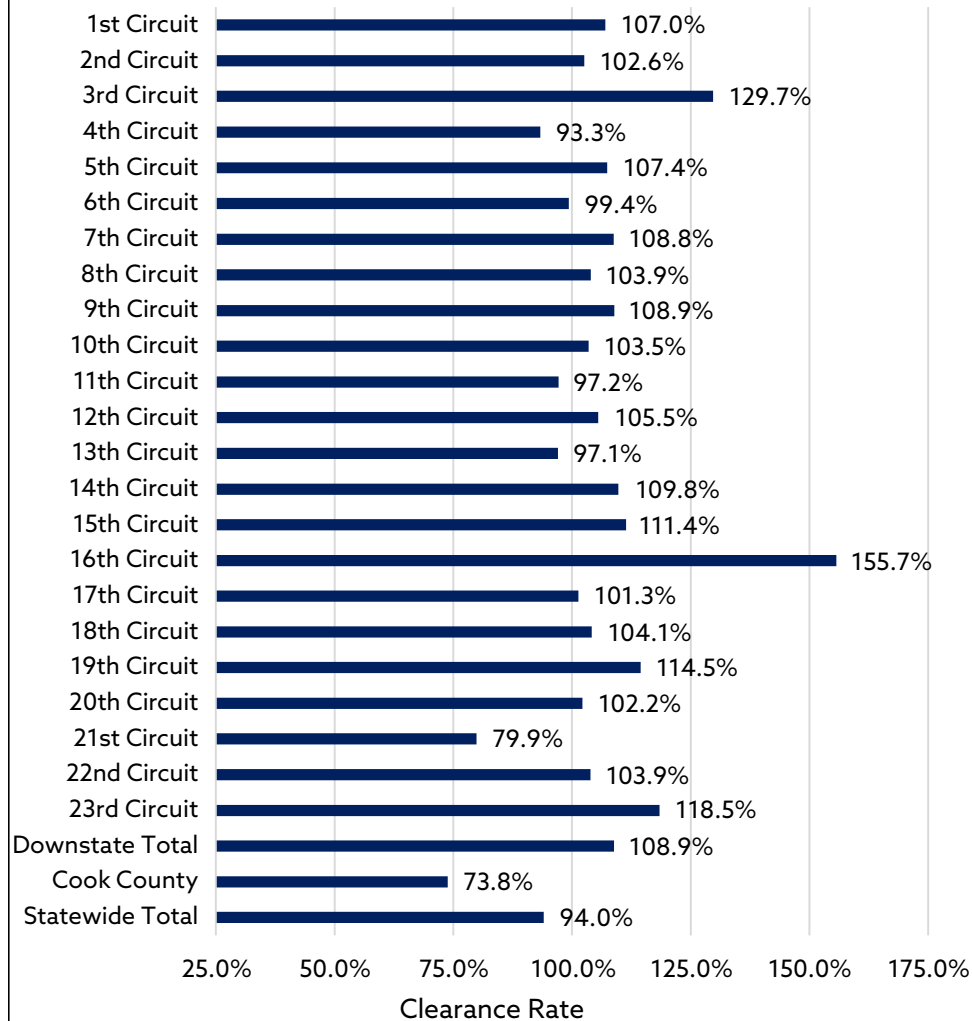
\*Previously Domestic Relations Category. Includes Adoption, Dissolution of Marriage, Family, Order of Protection

# CLEARANCE RATES BY CIRCUIT

## CRIMINAL CATEGORY

(Criminal Felony, Criminal Misdemeanor, Domestic Violence, DUI, Ordinance Violation, Quasi-Criminal)

2022 Clearance Rates: Criminal Category



## FIVE YEAR TREND CLEARANCE RATES: CRIMINAL CATEGORY

Circuit	2022	2021*	2020*	2019*	2018*
1st .....	107.0%	87.5%	80.4%	88.3%	84.4%
2nd .....	102.6%	104.4%	70.4%	85.8%	90.4%
3rd .....	129.7%	110.1%	65.3%	86.6%	87.4%
4th .....	93.3%	90.5%	78.5%	93.2%	88.8%
5th .....	107.4%	100.9%	59.5%	87.3%	89.2%
6th .....	99.4%	111.2%	89.7%	101.7%	98.3%
7th .....	108.8%	145.1%	97.4%	119.7%	111.2%
8th .....	103.9%	112.2%	87.1%	91.4%	91.8%
9th .....	108.9%	97.1%	94.2%	94.0%	94.0%
10th .....	103.5%	97.8%	80.6%	93.0%	95.7%
11th .....	97.2%	100.7%	79.7%	98.4%	94.2%
12th .....	105.5%	105.5%	58.2%	91.5%	100.1%
13th .....	97.1%	96.9%	88.4%	92.3%	97.0%
14th .....	109.8%	98.9%	78.2%	89.2%	91.1%
15th .....	111.4%	104.2%	81.7%	92.5%	92.0%
16th .....	155.7%	136.3%	54.6%	114.0%	89.2%
17th .....	101.3%	102.2%	98.8%	103.0%	96.3%
18th .....	104.1%	107.7%	78.3%	97.2%	96.8%
19th .....	114.5%	102.4%	86.0%	97.3%	99.9%
20th .....	102.2%	94.7%	80.5%	93.9%	93.0%
21st .....	79.9%	46.8%	43.6%	52.4%	62.7%
22nd .....	103.9%	99.2%	86.5%	105.6%	103.5%
23rd .....	118.5%	111.5%	71.1%	102.0%	92.6%
DOWNSTATE TOTAL	108.9%	104.9%	78.0%	95.8%	94.1%
COOK COUNTY ....	73.8%	101.5%	64.0%	59.9%	60.2%
STATE TOTAL .....	94.0%	103.5%	72.1%	78.6%	78.4%

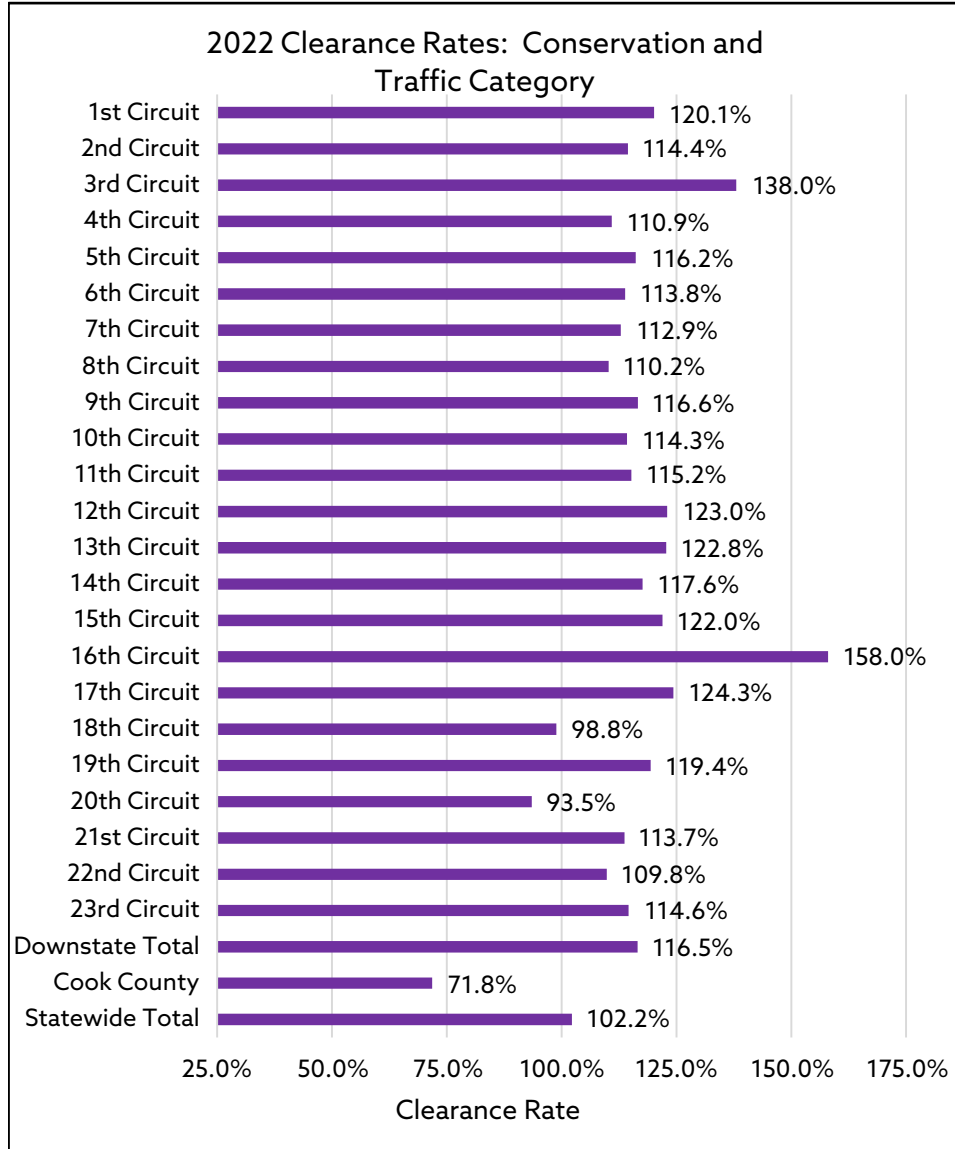
Note: Clearance Rate Percentage equals the number of closed cases divided by the sum of new filed and reinstated cases, with the total multiplied by 100.

\* Includes Felony, Misdemeanor, DUI

# CLEARANCE RATES BY CIRCUIT

## CONSERVATION AND TRAFFIC CATEGORY

(Conservation Violation, Major Traffic, Minor Traffic)



## FIVE YEAR TREND CLEARANCE RATES: CONSERVATION AND TRAFFIC CATEGORY

Circuit	2022	2021*	2020*	2019*	2018*
1st .....	120.1%	104.6%	97.4%	89.9%	94.6%
2nd .....	114.4%	102.2%	90.3%	96.0%	99.3%
3rd .....	138.0%	112.3%	89.0%	93.1%	96.8%
4th .....	110.9%	101.1%	84.9%	98.0%	103.9%
5th .....	116.2%	96.1%	82.7%	89.9%	90.2%
6th .....	113.8%	95.1%	91.7%	95.2%	95.3%
7th .....	112.9%	133.4%	97.2%	108.7%	110.1%
8th .....	110.2%	108.1%	91.4%	98.0%	95.8%
9th .....	116.6%	96.0%	89.6%	101.3%	102.1%
10th .....	114.3%	92.2%	85.2%	97.0%	100.4%
11th .....	115.2%	99.1%	97.2%	99.7%	101.7%
12th .....	123.0%	100.6%	91.1%	97.7%	100.0%
13th .....	122.8%	97.6%	94.2%	96.8%	97.8%
14th .....	117.6%	93.3%	95.2%	93.7%	97.2%
15th .....	122.0%	104.0%	91.5%	97.8%	96.2%
16th .....	158.0%	103.5%	43.5%	66.0%	49.5%
17th .....	124.3%	105.7%	106.3%	98.5%	100.5%
18th .....	98.8%	113.3%	81.2%	100.0%	101.1%
19th .....	119.4%	103.5%	97.5%	101.2%	99.5%
20th .....	93.5%	121.3%	97.9%	98.1%	99.4%
21st .....	113.7%	68.0%	40.9%	65.1%	70.4%
22nd .....	109.8%	104.0%	95.0%	103.3%	98.6%
23rd .....	114.6%	115.9%	78.5%	99.6%	102.4%
DOWNSTATE TOTAL	116.5%	105.0%	87.7%	95.3%	96.0%
COOK COUNTY . . .	71.8%	70.4%	67.9%	74.8%	72.1%
STATE TOTAL . . . .	102.2%	96.5%	82.3%	88.8%	87.3%

Note: Clearance Rate Percentage equals the number of closed cases divided by the sum of new filed and reinstated cases, with the total multiplied by 100.

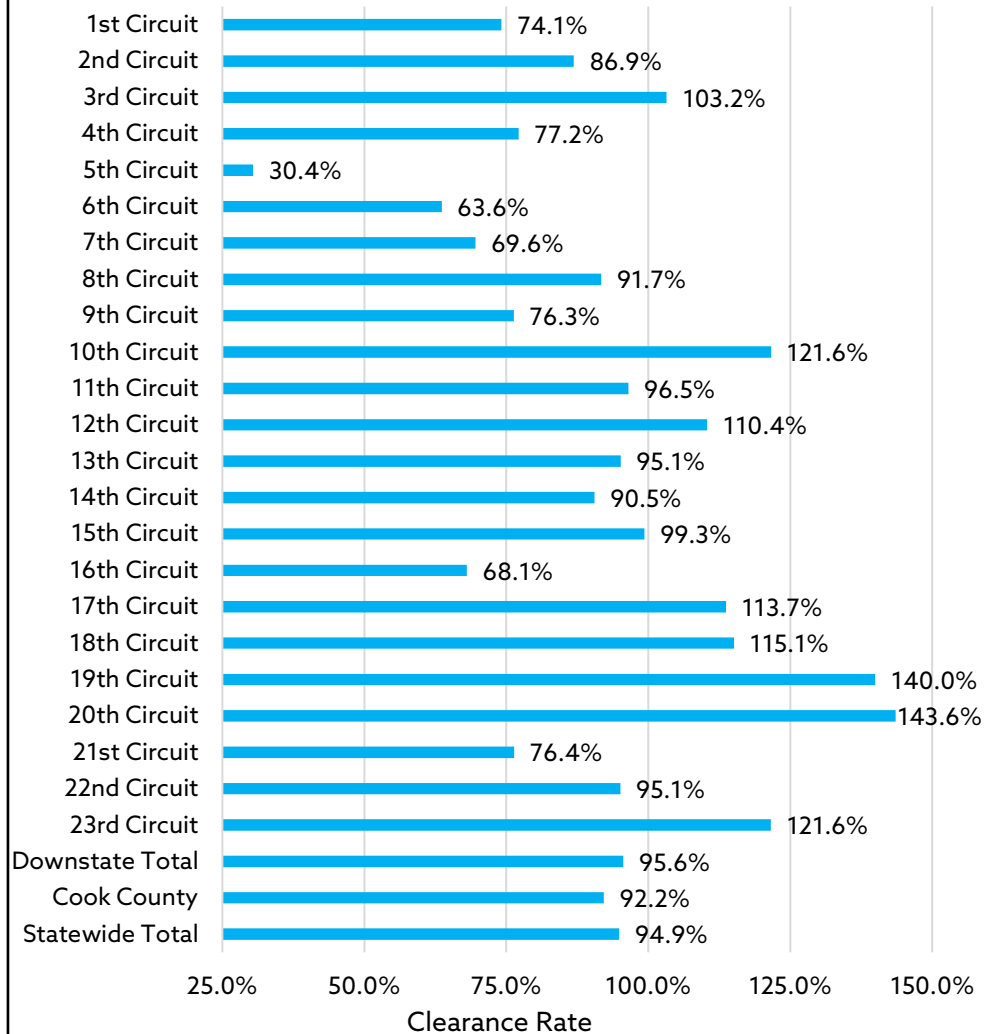
\*Includes Civil Law Violation, Conservation, Ordinance Violation, Traffic

# CLEARANCE RATES BY CIRCUIT

## JUVENILE CATEGORY

(Juvenile, Juvenile Abuse & Neglect, Juvenile Delinquency)

2022 Clearance Rates: Juvenile Category



## FIVE YEAR TREND CLEARANCE RATES: JUVENILE CATEGORY

Circuit	2022	2021	2020	2019	2018
1st .....	74.1%	81.3%	89.8%	66.7%	72.7%
2nd .....	86.9%	100.0%	65.7%	59.6%	67.9%
3rd .....	103.2%	128.6%	80.6%	88.5%	87.2%
4th .....	77.2%	93.0%	65.4%	73.3%	75.9%
5th .....	30.4%	41.1%	27.7%	23.2%	39.7%
6th .....	63.6%	83.6%	68.5%	64.9%	75.9%
7th .....	69.6%	146.1%	132.5%	106.6%	140.9%
8th .....	91.7%	101.8%	53.8%	55.7%	87.8%
9th .....	76.3%	108.3%	65.5%	67.8%	73.3%
10th .....	121.6%	101.9%	61.9%	77.9%	73.6%
11th .....	96.5%	90.8%	82.5%	93.5%	73.5%
12th .....	110.4%	94.2%	102.7%	98.3%	115.6%
13th .....	95.1%	83.2%	64.4%	96.7%	87.5%
14th .....	90.5%	61.3%	66.7%	68.9%	69.3%
15th .....	99.3%	91.4%	65.7%	57.3%	88.4%
16th .....	68.1%	75.1%	56.3%	79.7%	70.0%
17th .....	113.7%	120.9%	91.4%	75.2%	90.3%
18th .....	115.1%	116.2%	97.7%	107.0%	114.9%
19th .....	140.0%	125.5%	103.4%	111.7%	103.6%
20th .....	143.6%	65.4%	42.3%	49.7%	54.7%
21st .....	76.4%	90.1%	103.9%	79.0%	101.3%
22nd .....	95.1%	124.6%	87.3%	93.3%	102.8%
23rd .....	121.6%	177.8%	83.1%	78.4%	97.3%
DOWNSTATE TOTAL	95.6%	99.4%	76.5%	77.2%	84.5%
COOK COUNTY ....	92.2%	80.2%	56.9%	95.3%	128.7%
STATE TOTAL .....	94.9%	95.6%	72.3%	81.1%	92.4%

Note: Clearance Rate Percentage equals the number of closed cases divided by the sum of new filed and reinstated cases, with the total multiplied by 100.

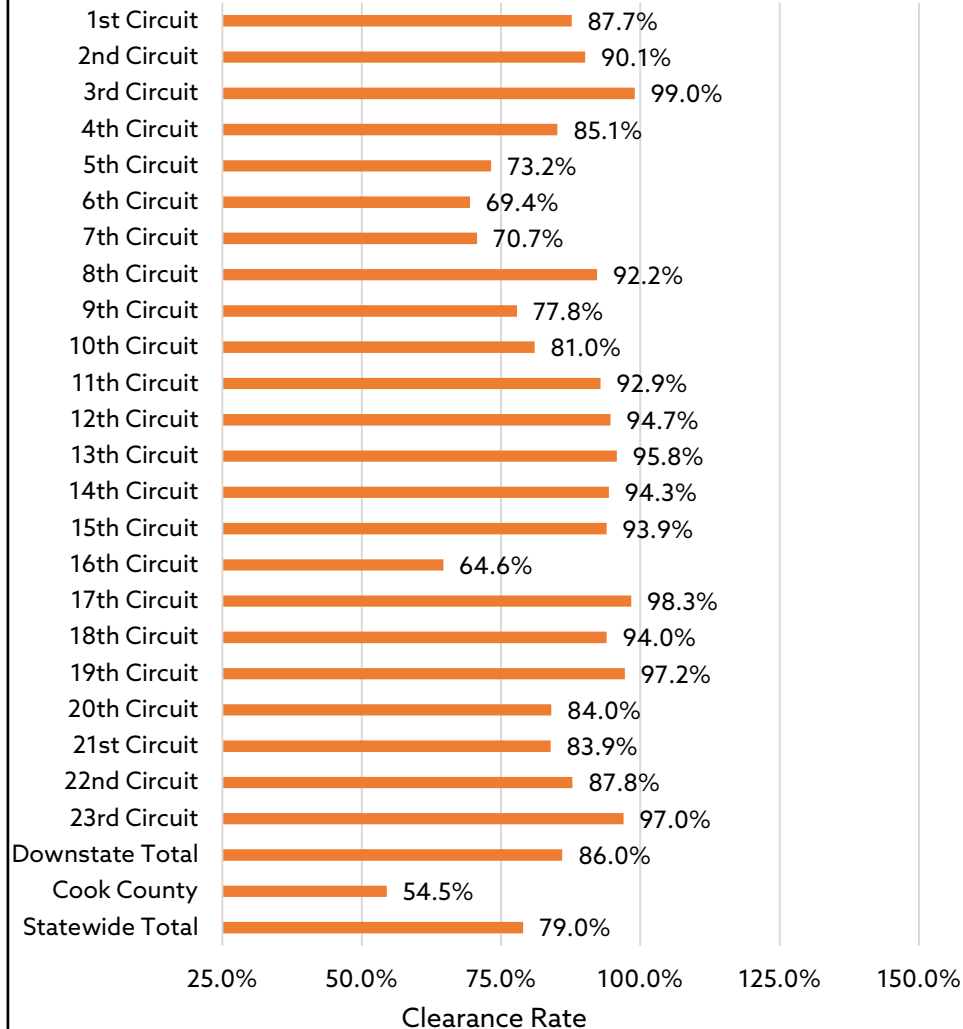


# CLEARANCE RATES BY CIRCUIT

## OTHER CATEGORY

(Civil Law Violation, Contempt of Court, Miscellaneous Criminal, Order of Protection)

2022 Clearance Rates: Other Category



## FIVE YEAR TREND CLEARANCE RATES: OTHER CATEGORY

Circuit	2022	2021	2020	2019	2018
1st .....	87.7%	-	-	-	-
2nd .....	90.1%	-	-	-	-
3rd .....	99.0%	-	-	-	-
4th .....	85.1%	-	-	-	-
5th .....	73.2%	-	-	-	-
6th .....	69.4%	-	-	-	-
7th .....	70.7%	-	-	-	-
8th .....	92.2%	-	-	-	-
9th .....	77.8%	-	-	-	-
10th .....	81.0%	-	-	-	-
11th .....	92.9%	-	-	-	-
12th .....	94.7%	-	-	-	-
13th .....	95.8%	-	-	-	-
14th .....	94.3%	-	-	-	-
15th .....	93.9%	-	-	-	-
16th .....	64.6%	-	-	-	-
17th .....	98.3%	-	-	-	-
18th .....	94.0%	-	-	-	-
19th .....	97.2%	-	-	-	-
20th .....	84.0%	-	-	-	-
21st .....	83.9%	-	-	-	-
22nd .....	87.8%	-	-	-	-
23rd .....	97.0%	-	-	-	-
DOWNSTATE TOTAL	86.0%	-	-	-	-
COOK COUNTY ....	54.5%	-	-	-	-
STATE TOTAL .....	79.0%	-	-	-	-

Note: Clearance Rate Percentage equals the number of closed cases divided by the sum of new filed and reinstated cases, with the total multiplied by 100.

# CASELOAD STATISTICS DEFINITIONS

**Beginning Open:** The number of “Open” cases from the last reporting period. Prior to 2022, “Beginning Open” was called “Beginning Pending”.

**New Filed:** A case shall be counted as “New Filed” when it is assigned a case number during the reporting period.

**Reinstated:** A case shall be counted as “Reinstated” when the case is closed and any of the following occurs during the reporting period.

- Return of a mandate from a reviewing court calling for a new trial or further proceedings;
- Entry of a court order vacating a dismissal order, final order

**Closed:** A case shall be counted as “Closed” if one of the following occurs during the reporting period. Prior to 2022, “Closed” was called “Disposed”.

- When a case is sent to another jurisdiction on change of venue or change of place of trial;
- When a foreign judgement is filed, it is closed for statistical purposes at the time of filing;
- When there is a filing of the final judgment resolving all issues or charges for all parties.
- In juvenile cases, when a minor attains age as specified in the Juvenile Court Act of 1987 (705 ILCS 405/Article 2) or as follows:
  - A JA case is closed upon the filing of the judgement that terminates the jurisdiction;
  - A Juvenile Delinquency case is closed upon the dismissal and upon imposition of the sentence;
  - A Juvenile case is closed upon the adjudication dismissing the minor, upon imposition of the sentence.

**Ending Open:** At the end of any reporting period, the number of “Open” cases shall be calculated in the following manner:

$$\begin{array}{rcl} & \text{Open cases for the last reporting period:} & \\ + & \text{new filed cases for the current reporting period;} & \\ + & \text{reinstated cases for the current reporting period;} & \\ - & \text{closed cases for the current reporting period;} & \\ \hline = & \text{open cases for the current reporting period.} & \end{array}$$

Prior to 2022, “Ending Open” was called “End Pending”.

# CIVIL CASELOAD STATISTICS BY COUNTY

## CIRCUIT COURTS - CALENDAR YEAR 2022

CIRCUIT / COUNTY		ARBITRATION	CHANCERY	EMINENT DOMAIN	EVICTON	FORECLOSURE	GOVERNMENT CORPORATION	GUARDIANSHIP	LAW > \$50,000 (L)	LAW > \$50,000 (LA)	LAW < \$50,000	MENTAL HEALTH	MISCELLANEOUS REMEDY	MUNICIPAL CORPORATION	PROBATE (P)	PROBATE (PR)	SMALL CLAIM	TAX	TOTAL CIVIL CASES	TOTAL ALL CASES*	CIVIL CASES AS % OF ALL CASES
1st ALEXANDER	Beginning Open	0	134	7	0	0	0	0	103	0	301	1	1,187	1	292	0	923	338	3,287	38,363	8.6
	New Filed	0	3	0	22	7	0	2	0	6	7	1	4	0	0	6	53	27	138	2,137	6.5
	Reinstated	0	0	0	0	0	0	0	0	0	0	0	0	0	0	0	0	0	0	0	0.0
	Closed	0	2	0	6	3	0	0	7	0	11	0	1	0	4	0	54	4	92	2,492	3.7
	Ending Open	0	133	7	16	4	0	2	97	6	298	2	1,190	1	281	6	919	361	3,323	37,000	9.0
1st JACKSON	Beginning Open	0	52	0	0	0	0	0	225	0	159	5	96	4	426	0	166	6	1,139	4,418	25.8
	New Filed	0	12	0	484	59	3	26	0	74	76	16	45	0	0	70	385	69	1,319	6,771	19.5
	Reinstated	0	0	0	1	0	0	0	0	0	0	0	0	0	0	0	3	0	4	37	10.8
	Closed	0	42	0	374	15	0	7	100	14	199	3	69	1	94	7	402	51	1,378	7,226	19.1
	Ending Open	0	23	0	110	44	3	16	117	60	35	18	33	2	127	63	149	24	824	3,593	22.9
1st JOHNSON	Beginning Open	0	20	0	0	0	0	0	23	0	32	0	164	0	188	0	43	10	480	8,849	5.4
	New Filed	0	7	0	13	13	0	8	0	5	13	1	14	0	0	22	93	29	218	3,272	6.7
	Reinstated	0	0	0	0	0	0	0	0	0	0	0	0	0	0	0	0	0	0	0	0.0
	Closed	0	6	0	11	4	0	3	8	0	15	1	20	0	23	2	91	22	206	4,261	4.8
	Ending Open	0	19	0	2	8	0	5	15	5	29	0	156	0	54	20	45	17	375	8,098	4.6
1st MASSAC	Beginning Open	0	79	0	0	0	0	0	186	0	119	2	409	1	362	0	206	118	1,482	6,655	22.3
	New Filed	0	7	0	67	22	0	19	0	12	20	1	39	0	0	39	107	30	363	5,646	6.4
	Reinstated	0	0	0	0	0	0	0	0	0	0	0	0	0	0	0	0	0	0	0	0.0
	Closed	0	7	0	53	10	0	2	17	1	37	0	26	0	13	1	128	22	317	6,044	5.2
	Ending Open	0	77	0	13	12	0	19	169	11	102	3	424	1	351	40	184	126	1,532	5,897	26.0
1st POPE	Beginning Open	0	17	0	0	0	0	0	10	0	14	2	53	1	89	0	16	5	207	682	30.4
	New Filed	0	0	0	11	3	0	1	0	1	6	0	3	0	0	10	13	5	53	562	9.4
	Reinstated	0	0	0	0	0	0	0	0	0	0	0	0	0	0	0	0	0	0	0	0.0
	Closed	0	3	0	5	0	0	1	2	0	5	0	3	0	5	1	7	1	33	501	6.6
	Ending Open	0	14	0	6	3	0	0	8	1	14	2	53	1	83	9	22	9	225	727	30.9
1st PULASKI	Beginning Open	0	117	0	0	0	0	0	89	0	198	0	327	1	377	0	308	238	1,655	62,901	2.6
	New Filed	0	3	0	7	4	0	3	0	4	10	1	7	0	0	15	48	21	123	7,774	1.6
	Reinstated	0	0	0	0	0	0	0	0	0	0	0	0	0	0	0	0	0	0	0	0.0
	Closed	0	2	0	4	2	0	1	4	0	10	0	1	0	11	0	53	13	101	8,224	1.2
	Ending Open	0	106	0	3	2	0	2	84	4	188	1	333	1	333	15	282	246	1,600	62,250	2.6

\* TOTAL OF ALL CASES IN ALL CATEGORIES: CIVIL, FAMILY, CRIMINAL, CONSERVATION & TRAFFIC, JUVENILE, AND OTHER

# CIVIL CASELOAD CONTINUED

CIRCUIT / COUNTY		ARBITRATION	CHANCERY	EMINENT DOMAIN	EVICTON	FORECLOSURE	GOVERNMENT CORPORATION	GUARDIANSHIP	LAW > \$50,000 (L)	LAW > \$50,000 (LA)	LAW < \$50,000	MENTAL HEALTH	MISCELLANEOUS REMEDY	MUNICIPAL CORPORATION	PROBATE (P)	PROBATE (PR)	SMALL CLAIM	TAX	TOTAL CIVIL CASES	TOTAL ALL CASES*	CIVIL CASES AS % OF ALL CASES
1st SALINE	Beginning Open	0	47	0	0	0	0	0	208	0	325	16	67	0	672	0	322	175	1,832	5,944	30.8
	New Filed	0	5	0	131	27	5	17	0	27	30	6	26	0	0	38	155	80	547	3,881	14.1
	Reinstated	0	0	0	1	0	0	0	0	0	0	0	0	0	0	0	0	0	1	2	50.0
	Closed	0	16	0	103	16	5	9	46	4	151	5	34	0	75	35	304	69	872	4,863	17.9
	Ending Open	0	10	0	24	11	0	3	46	24	166	1	15	0	0	7	178	17	502	3,711	13.5
1st UNION	Beginning Open	0	12	0	0	0	0	0	52	0	43	4	17	0	69	0	53	1	251	2,020	12.4
	New Filed	0	5	0	34	23	0	22	0	14	22	47	11	0	0	27	125	22	352	2,592	13.6
	Reinstated	0	0	0	0	0	0	0	0	0	0	0	0	0	0	0	0	0	0	0	0.0
	Closed	0	11	0	23	11	0	15	23	2	46	37	14	0	33	5	147	20	387	2,863	13.5
	Ending Open	0	6	0	11	12	0	8	29	12	19	12	11	0	38	22	39	4	223	1,714	13.0
1st WILLIAMSON	Beginning Open	0	152	0	0	0	0	0	313	0	169	2	67	0	680	0	551	21	1,955	10,982	17.8
	New Filed	0	29	0	303	118	0	49	0	145	109	1	80	0	0	117	604	136	1,691	14,011	12.1
	Reinstated	0	0	0	0	0	0	0	1	1	1	0	1	0	0	0	0	0	4	11	36.4
	Closed	0	75	0	244	31	0	6	134	28	212	3	119	0	144	6	648	140	1,790	17,101	10.5
	Ending Open	0	85	0	58	87	0	43	182	118	63	0	32	0	363	111	340	5	1,487	7,695	19.3
1st CIRCUIT TOTAL	Beginning Open	0	630	7	0	0	0	0	1,209	0	1,360	32	2,387	8	3,155	0	2,588	912	12,288	140,814	8.7
	New Filed	0	71	0	1,072	276	8	147	0	288	293	74	229	0	0	344	1,583	419	4,804	46,646	10.3
	Reinstated	0	0	0	2	0	0	0	1	1	1	0	1	0	0	0	3	0	9	50	18.0
	Closed	0	164	0	823	92	5	44	341	49	686	49	287	1	402	57	1,834	342	5,176	53,575	9.7
	Ending Open	0	473	7	243	183	3	98	747	241	914	39	2,247	6	1,630	293	2,158	809	10,091	130,685	7.7
2nd CRAWFORD	Beginning Open	0	191	0	0	0	0	0	57	0	143	0	119	0	603	0	154	50	1,317	3,541	37.2
	New Filed	0	5	0	39	25	0	10	0	15	20	2	19	0	0	47	126	42	350	1,878	18.6
	Reinstated	0	0	0	0	0	0	0	0	0	1	0	0	0	1	0	4	0	6	7	85.7
	Closed	0	10	0	29	5	0	2	4	2	24	1	18	0	40	9	120	35	299	1,802	16.6
	Ending Open	0	186	0	11	20	0	8	53	13	140	1	118	0	536	38	164	57	1,345	3,599	37.4
2nd EDWARDS	Beginning Open	0	3	0	0	0	0	0	11	0	9	1	68	1	73	0	36	6	208	625	33.3
	New Filed	0	2	0	8	6	0	5	0	4	5	0	8	0	0	9	39	10	96	638	15.0
	Reinstated	0	0	0	0	0	0	0	0	0	0	0	0	0	0	0	0	0	0	0	0.0
	Closed	0	2	0	7	2	0	2	6	0	8	0	5	0	20	1	49	10	112	720	15.6
	Ending Open	0	3	0	1	4	0	2	6	4	6	1	66	1	15	8	26	3	146	493	29.6

\* TOTAL OF ALL CASES IN ALL CATEGORIES: CIVIL, FAMILY, CRIMINAL, CONSERVATION & TRAFFIC, JUVENILE, AND OTHER

# CIVIL CASELOAD CONTINUED

CIRCUIT / COUNTY		ARBITRATION	CHANCERY	EMINENT DOMAIN	EVICTON	FORECLOSURE	GOVERNMENT CORPORATION	GUARDIANSHIP	LAW > \$50,000 (L)	LAW > \$50,000 (LA)	LAW < \$50,000	MENTAL HEALTH	MISCELLANEOUS REMEDY	MUNICIPAL CORPORATION	PROBATE (P)	PROBATE (PR)	SMALL CLAIM	TAX	TOTAL CIVIL CASES	TOTAL ALL CASES*	CIVIL CASES AS % OF ALL CASES
2nd FRANKLIN	Beginning Open	0	524	0	0	0	0	0	439	0	881	5	1,063	2	999	0	1,270	333	5,516	14,274	38.6
	New Filed	0	11	0	151	73	0	41	0	58	68	0	33	0	0	74	324	118	951	5,072	18.8
	Reinstated	0	0	0	0	0	0	0	0	0	0	0	0	0	0	0	0	0	0	0	0.0
	Closed	0	34	0	99	37	0	9	49	8	98	0	73	0	76	11	291	105	890	5,245	17.0
	Ending Open	0	12	0	52	36	0	21	111	49	82	0	29	0	453	61	254	346	1,506	8,212	18.3
2nd GALLATIN	Beginning Open	0	47	1	0	0	0	0	35	0	64	0	133	5	117	0	125	55	582	1,560	37.3
	New Filed	0	4	0	13	4	0	5	0	3	12	0	3	0	0	6	33	15	98	794	12.3
	Reinstated	0	0	0	0	0	0	0	0	0	0	0	0	0	0	0	0	0	0	0	0.0
	Closed	0	7	0	9	3	0	1	6	0	9	0	4	0	7	0	33	20	99	789	12.5
	Ending Open	0	44	1	4	3	0	4	29	3	68	0	132	5	110	6	125	50	584	1,533	38.1
2nd HAMILTON	Beginning Open	0	9	0	0	0	0	0	19	0	11	0	47	2	121	0	20	2	231	796	29.0
	New Filed	0	8	0	19	13	0	4	0	4	8	0	8	0	0	13	51	24	152	1,138	13.4
	Reinstated	0	0	0	0	0	0	0	0	0	0	0	0	0	0	0	0	0	0	0	0.0
	Closed	0	6	0	14	8	0	3	6	1	10	0	10	0	11	6	46	20	141	1,104	12.8
	Ending Open	0	11	0	6	5	0	1	13	3	9	0	43	2	95	8	24	6	226	805	28.1
2nd HARDIN	Beginning Open	0	17	0	0	0	0	0	16	0	46	3	58	0	74	0	74	38	326	775	42.1
	New Filed	0	0	0	12	6	0	1	0	4	1	0	6	0	0	11	26	16	83	468	17.7
	Reinstated	0	0	0	0	0	0	0	0	0	0	0	0	0	0	0	0	0	0	0	0.0
	Closed	0	9	0	7	2	0	0	12	0	15	0	7	0	15	1	64	14	146	649	22.5
	Ending Open	0	0	0	3	4	0	1	2	4	3	0	4	0	24	10	14	7	76	228	33.3
2nd JEFFERSON	Beginning Open	0	73	18	0	0	0	0	176	0	1,043	3	665	0	517	0	1,700	199	4,394	10,770	40.8
	New Filed	0	14	0	157	48	1	28	0	44	51	2	60	0	0	48	523	65	1,041	4,336	24.0
	Reinstated	0	0	0	0	0	0	0	1	0	3	0	1	0	1	0	14	0	20	28	71.4
	Closed	0	23	0	130	12	1	10	41	7	69	2	61	0	76	2	516	39	989	4,372	22.6
	Ending Open	0	63	18	27	36	0	17	136	37	1,029	3	656	0	374	46	1,719	220	4,381	10,793	40.6
2nd LAWRENCE	Beginning Open	0	51	0	0	0	0	0	76	0	65	4	87	1	189	0	232	182	887	2,328	38.1
	New Filed	0	7	0	40	21	0	15	0	7	32	5	43	0	0	45	104	51	370	1,500	24.7
	Reinstated	0	0	0	0	0	0	0	0	0	0	0	0	0	0	0	0	0	0	0	0.0
	Closed	0	4	0	35	9	0	5	6	1	28	4	32	0	9	19	99	5	256	1,375	18.6
	Ending Open	0	42	0	4	12	0	9	68	6	70	4	70	1	146	17	228	228	905	2,743	33.0

\* TOTAL OF ALL CASES IN ALL CATEGORIES: CIVIL, FAMILY, CRIMINAL, CONSERVATION & TRAFFIC, JUVENILE, AND OTHER

# CIVIL CASELOAD CONTINUED

CIRCUIT / COUNTY		ARBITRATION	CHANCERY	EMINENT DOMAIN	EVICTON	FORECLOSURE	GOVERNMENT CORPORATION	GUARDIANSHIP	LAW > \$50,000 (L)	LAW > \$50,000 (LA)	LAW < \$50,000	MENTAL HEALTH	MISCELLANEOUS REMEDY	MUNICIPAL CORPORATION	PROBATE (P)	PROBATE (PR)	SMALL CLAIM	TAX	TOTAL CIVIL CASES	TOTAL ALL CASES*	CIVIL CASES AS % OF ALL CASES
2nd RICHLAND	Beginning Open	0	33	0	0	0	0	0	28	0	28	1	57	0	212	0	75	5	439	1,610	27.3
	New Filed	0	6	0	24	16	0	14	0	10	11	2	15	0	0	23	119	25	265	1,932	13.7
	Reinstated	0	0	0	0	0	0	0	0	0	0	0	0	0	0	0	0	0	0	0	0.0
	Closed	0	7	0	16	3	0	1	7	2	16	3	18	0	44	5	101	19	242	2,075	11.7
	Ending Open	0	23	0	7	13	0	13	21	9	23	0	53	0	166	18	90	11	447	1,431	31.2
2nd WABASH	Beginning Open	0	75	0	0	0	0	0	36	0	77	2	144	0	287	0	212	49	882	2,596	34.0
	New Filed	0	1	0	16	9	0	8	0	8	18	7	23	0	0	20	71	24	205	1,115	18.4
	Reinstated	0	0	0	0	0	0	0	0	0	0	0	0	0	0	0	0	0	0	0	0.0
	Closed	0	6	0	13	4	0	0	3	1	19	0	18	0	14	2	52	16	148	1,001	14.8
	Ending Open	0	69	0	3	5	0	8	33	7	78	9	149	0	273	18	231	57	940	2,712	34.7
2nd WAYNE	Beginning Open	0	79	0	0	0	0	0	23	0	30	2	243	2	298	0	68	153	898	5,489	16.4
	New Filed	0	11	3	32	15	0	11	0	11	9	3	12	0	0	44	97	26	274	2,099	13.1
	Reinstated	0	0	0	0	0	0	0	0	0	0	0	0	0	0	0	0	0	0	1	0.0
	Closed	0	10	2	21	1	0	6	6	1	19	0	9	0	35	8	100	15	233	2,529	9.2
	Ending Open	0	75	1	10	14	0	5	19	10	11	5	119	2	229	36	59	164	759	4,924	15.4
2nd WHITE	Beginning Open	0	64	0	0	0	0	0	44	0	39	2	44	4	157	0	130	24	508	6,673	7.6
	New Filed	0	6	1	16	20	0	13	0	9	17	1	9	0	0	32	120	2	246	2,528	9.7
	Reinstated	0	0	0	0	0	0	0	0	0	0	0	0	0	0	0	2	0	2	2	100.0
	Closed	0	17	0	11	7	0	11	5	1	16	1	12	0	20	10	127	1	239	2,658	9.0
	Ending Open	0	53	1	5	13	0	3	39	8	40	2	41	4	137	22	125	25	518	6,551	7.9
2nd CIRCUIT TOTAL	Beginning Open	0	1,166	19	0	0	0	0	960	0	2,436	23	2,728	17	3,647	0	4,096	1,096	16,188	51,037	31.7
	New Filed	0	75	4	527	256	1	155	0	177	252	22	239	0	0	372	1,633	418	4,131	23,498	17.6
	Reinstated	0	0	0	0	0	0	0	1	0	4	0	1	0	2	0	20	0	28	38	73.7
	Closed	0	135	2	391	93	1	50	151	24	331	11	267	0	367	74	1,598	299	3,794	24,319	15.6
	Ending Open	0	581	21	133	165	0	92	530	153	1,559	25	1,480	15	2,558	288	3,059	1,174	11,833	44,024	26.9
3rd BOND	Beginning Open	1	221	1	0	0	0	0	408	0	413	101	823	3	660	0	1,165	70	3,866	11,037	35.0
	New Filed	0	10	0	24	23	2	8	0	14	12	0	13	0	0	38	78	23	245	3,008	8.1
	Reinstated	0	0	0	0	0	0	0	0	0	0	0	0	0	0	0	0	0	0	0	0.0
	Closed	0	4	0	1	3	0	1	3	1	8	1	2	0	17	1	31	7	80	3,083	2.6
	Ending Open	0	225	1	13	17	2	5	403	12	417	100	834	3	604	6	1,192	86	3,920	10,766	36.4

\* TOTAL OF ALL CASES IN ALL CATEGORIES: CIVIL, FAMILY, CRIMINAL, CONSERVATION & TRAFFIC, JUVENILE, AND OTHER

# CIVIL CASELOAD CONTINUED

CIRCUIT / COUNTY		ARBITRATION	CHANCERY	EMINENT DOMAIN	EVICTON	FORECLOSURE	GOVERNMENT CORPORATION	GUARDIANSHIP	LAW > \$50,000 (L)	LAW > \$50,000 (LA)	LAW < \$50,000	MENTAL HEALTH	MISCELLANEOUS REMEDY	MUNICIPAL CORPORATION	PROBATE (P)	PROBATE (PR)	SMALL CLAIM	TAX	TOTAL CIVIL CASES	TOTAL ALL CASES*	CIVIL CASES AS % OF ALL CASES
3rd MADISON	Beginning Open	322	914	10	0	0	0	0	6,508	0	1,788	456	1,334	15	4,062	0	3,746	640	19,795	71,097	27.8
	New Filed	431	57	6	1,215	584	4	246	0	1,625	50	402	301	0	0	501	2,167	293	7,882	39,467	20.0
	Reinstated	18	3	0	9	2	0	0	22	6	0	1	4	0	12	0	28	1	106	373	28.4
	Closed	511	266	5	865	168	0	81	1,680	113	366	374	430	2	481	62	2,375	236	8,015	50,110	16.0
	Ending Open	249	710	11	349	417	4	163	4,780	1,512	1,480	480	1,131	13	2,707	439	3,582	484	18,511	59,374	31.2
3rd CIRCUIT TOTAL	Beginning Open	323	1,135	11	0	0	0	0	6,916	0	2,201	557	2,157	18	4,722	0	4,911	710	23,661	82,134	28.8
	New Filed	431	67	6	1,239	607	6	254	0	1,639	62	402	314	0	0	539	2,245	316	8,127	42,475	19.1
	Reinstated	18	3	0	9	2	0	0	22	6	0	1	4	0	12	0	28	1	106	373	28.4
	Closed	511	270	5	866	171	0	82	1,683	114	374	375	432	2	498	63	2,406	243	8,095	53,193	15.2
	Ending Open	249	935	12	362	434	6	168	5,183	1,524	1,897	580	1,965	16	3,311	445	4,774	570	22,431	70,140	32.0
4th CHRISTIAN	Beginning Open	0	68	1	0	0	0	0	53	0	75	0	381	14	727	0	316	16	1,651	5,860	28.2
	New Filed	0	10	0	139	55	1	34	0	29	36	10	77	0	0	98	663	35	1,187	4,011	29.6
	Reinstated	0	0	0	3	0	0	0	2	0	0	0	0	0	3	0	12	0	20	21	95.2
	Closed	0	39	0	99	19	0	16	23	5	84	10	88	0	206	18	776	22	1,405	4,623	30.4
	Ending Open	0	21	0	41	36	1	18	29	24	24	0	276	12	180	80	176	19	937	4,438	21.1
4th CLAY	Beginning Open	0	17	0	0	0	0	0	22	0	27	0	50	0	73	0	79	8	276	946	29.2
	New Filed	0	4	0	11	20	0	13	0	9	20	1	15	0	0	29	115	20	257	1,402	18.3
	Reinstated	0	0	0	0	0	0	0	0	0	0	0	0	0	0	0	0	0	0	0	0.0
	Closed	0	9	0	7	8	0	7	8	4	18	1	10	0	18	4	117	18	229	1,374	16.7
	Ending Open	0	12	0	3	12	0	6	14	5	29	0	54	0	41	25	79	10	290	961	30.2
4th CLINTON	Beginning Open	0	29	0	0	0	0	0	57	0	42	1	302	0	794	0	126	10	1,361	3,768	36.1
	New Filed	0	10	0	35	39	0	25	0	26	42	7	28	0	0	51	175	30	468	3,184	14.7
	Reinstated	0	0	0	0	0	0	0	0	0	0	0	0	0	0	0	0	0	0	0	0.0
	Closed	0	14	0	24	15	0	8	19	5	39	5	18	0	52	4	194	21	418	3,067	13.6
	Ending Open	0	26	0	11	24	0	14	38	21	46	2	273	0	340	47	107	19	968	3,428	28.2
4th EFFINGHAM	Beginning Open	0	17	2	0	0	0	0	127	0	53	3	77	4	398	0	191	3	875	10,157	8.6
	New Filed	0	10	8	43	28	0	19	0	35	33	3	18	0	0	101	277	23	598	5,014	11.9
	Reinstated	0	0	0	0	0	0	0	0	0	1	0	0	0	1	0	3	0	5	5	100.0
	Closed	0	7	6	21	7	0	6	59	6	65	3	77	0	101	11	273	17	659	5,229	12.6
	Ending Open	0	20	3	17	21	0	8	70	29	19	0	15	4	76	90	146	9	527	9,578	5.5

\* TOTAL OF ALL CASES IN ALL CATEGORIES: CIVIL, FAMILY, CRIMINAL, CONSERVATION & TRAFFIC, JUVENILE, AND OTHER



# CIVIL CASELOAD CONTINUED

CIRCUIT / COUNTY		ARBITRATION	CHANCERY	EMINENT DOMAIN	EVICTON	FORECLOSURE	GOVERNMENT CORPORATION	GUARDIANSHIP	LAW > \$50,000 (L)	LAW > \$50,000 (LA)	LAW < \$50,000	MENTAL HEALTH	MISCELLANEOUS REMEDY	MUNICIPAL CORPORATION	PROBATE (P)	PROBATE (PR)	SMALL CLAIM	TAX	TOTAL CIVIL CASES	TOTAL ALL CASES*	CIVIL CASES AS % OF ALL CASES
4th FAYETTE	Beginning Open	0	49	0	0	0	0	0	63	0	89	2	517	12	270	0	160	56	1,218	5,487	22.2
	New Filed	0	7	0	41	27	2	26	0	12	23	0	50	0	0	70	178	20	456	3,253	14.0
	Reinstated	0	1	0	0	0	0	0	0	0	0	0	0	0	0	0	0	0	1	2	50.0
	Closed	0	10	0	30	7	2	16	4	0	25	0	40	4	78	5	200	16	437	3,306	13.2
	Ending Open	0	53	0	11	20	0	9	59	12	86	2	495	7	82	65	89	60	1,050	5,166	20.3
4th JASPER	Beginning Open	0	12	0	0	0	0	0	12	0	17	0	110	0	145	0	48	14	358	1,094	32.7
	New Filed	0	5	0	10	8	0	3	0	9	6	0	6	0	0	32	31	20	130	932	13.9
	Reinstated	0	0	0	0	0	0	0	0	0	0	0	0	0	0	0	0	0	0	0	0.0
	Closed	0	4	0	8	3	0	0	0	2	10	0	5	0	20	5	43	13	113	848	13.3
	Ending Open	0	13	0	2	4	0	2	10	7	8	0	110	0	71	27	36	21	311	1,075	28.9
4th MARION	Beginning Open	0	60	0	0	0	0	0	100	0	96	5	319	0	546	0	214	6	1,346	5,129	26.2
	New Filed	0	14	0	110	55	0	54	0	48	47	66	47	0	0	92	304	108	945	5,519	17.1
	Reinstated	0	1	0	1	0	0	0	0	0	0	0	0	0	0	0	1	0	3	13	23.1
	Closed	0	39	0	85	12	0	36	42	6	71	67	48	0	81	5	366	99	957	5,723	16.7
	Ending Open	0	23	0	25	43	0	17	55	40	52	0	93	0	165	87	130	15	745	4,369	17.1
4th MONTGOMERY	Beginning Open	0	74	0	0	0	0	0	64	0	91	13	413	2	444	0	314	17	1,432	8,980	15.9
	New Filed	0	13	1	47	37	40	36	0	19	33	5	38	0	0	68	209	32	578	6,439	9.0
	Reinstated	0	0	0	0	0	0	0	0	0	0	0	0	0	0	0	4	0	4	4	100.0
	Closed	0	45	0	33	14	1	21	27	3	48	6	87	0	50	5	306	14	660	6,770	9.7
	Ending Open	0	19	1	13	24	0	12	34	17	47	0	43	0	222	62	128	31	653	7,723	8.5
4th SHELBY	Beginning Open	0	41	0	0	0	0	0	32	0	27	0	39	0	286	0	71	8	504	1,723	29.3
	New Filed	0	6	0	37	24	0	18	0	11	19	3	11	0	0	61	137	35	362	1,634	22.2
	Reinstated	0	0	0	0	0	0	0	0	0	0	0	0	0	0	0	0	0	0	0	0.0
	Closed	0	14	0	28	9	0	9	14	1	25	2	12	0	96	10	132	31	383	1,782	21.5
	Ending Open	0	17	0	8	15	0	9	17	10	13	1	26	0	147	51	76	12	402	1,403	28.7
4th CIRCUIT TOTAL	Beginning Open	0	367	3	0	0	0	0	530	0	517	24	2,208	32	3,683	0	1,519	138	9,021	43,144	20.9
	New Filed	0	79	9	473	293	43	228	0	198	259	95	290	0	0	602	2,089	323	4,981	31,388	15.9
	Reinstated	0	2	0	4	0	0	0	2	0	1	0	0	0	4	0	20	0	33	45	73.3
	Closed	0	181	6	335	94	3	119	196	32	385	94	385	4	702	67	2,407	251	5,261	32,722	16.1
	Ending Open	0	204	4	131	199	1	95	326	165	324	5	1,385	23	1,324	534	967	196	5,883	38,141	15.4

\* TOTAL OF ALL CASES IN ALL CATEGORIES: CIVIL, FAMILY, CRIMINAL, CONSERVATION & TRAFFIC, JUVENILE, AND OTHER

# CIVIL CASELOAD CONTINUED

CIRCUIT / COUNTY		ARBITRATION	CHANCERY	EMINENT DOMAIN	EVICTON	FORECLOSURE	GOVERNMENT CORPORATION	GUARDIANSHIP	LAW > \$50,000 (L)	LAW > \$50,000 (LA)	LAW < \$50,000	MENTAL HEALTH	MISCELLANEOUS REMEDY	MUNICIPAL CORPORATION	PROBATE (P)	PROBATE (PR)	SMALL CLAIM	TAX	TOTAL CIVIL CASES	TOTAL ALL CASES*	CIVIL CASES AS % OF ALL CASES
5th CLARK	Beginning Open	0	53	1	0	0	0	0	84	0	104	1	101	0	318	0	244	17	923	3,739	24.7
	New Filed	0	6	0	16	13	0	7	0	13	11	0	14	0	0	33	114	12	239	2,057	11.6
	Reinstated	0	0	0	0	0	0	0	0	0	0	0	0	0	0	0	1	0	1	1	100.0
	Closed	0	12	0	12	3	0	2	18	1	17	0	7	0	25	2	138	7	244	2,014	12.1
	Ending Open	0	47	1	4	10	0	5	66	12	98	1	107	0	258	31	220	20	880	3,735	23.6
5th COLES	Beginning Open	0	483	6	0	0	0	0	446	0	1,877	83	1,866	4	913	0	2,731	195	8,604	25,267	34.1
	New Filed	0	15	0	277	62	48	42	0	45	126	76	64	0	0	110	723	65	1,653	7,220	22.9
	Reinstated	0	0	0	0	0	0	0	0	0	0	0	0	0	0	0	0	0	0	0	0.0
	Closed	0	5	0	62	3	0	0	5	1	142	68	70	0	4	2	571	8	941	6,804	13.8
	Ending Open	0	491	6	213	59	48	39	439	44	1,857	91	1,821	4	722	108	2,866	252	9,060	23,267	38.9
5th CUMBERLAND	Beginning Open	0	157	0	0	0	0	0	88	0	207	4	231	0	436	0	394	76	1,593	5,140	31.0
	New Filed	0	4	0	9	14	0	9	0	13	8	2	8	0	0	24	52	21	164	1,490	11.0
	Reinstated	0	0	0	0	0	0	0	0	0	0	0	0	0	0	0	0	0	0	0	0.0
	Closed	0	5	0	3	1	0	1	6	0	9	0	12	0	7	0	47	4	95	1,462	6.5
	Ending Open	0	156	0	6	12	3	8	82	13	206	6	225	0	414	24	402	93	1,650	4,972	33.2
5th EDGAR	Beginning Open	0	151	2	0	0	0	0	127	0	390	0	347	57	627	0	818	42	2,561	4,970	51.5
	New Filed	0	7	0	73	36	0	14	0	17	11	0	12	0	0	46	139	42	397	2,121	18.7
	Reinstated	0	0	0	0	0	0	0	0	0	0	0	0	0	0	0	0	0	0	0	0.0
	Closed	0	2	0	17	5	0	1	2	3	17	0	11	0	43	6	104	16	227	1,988	11.4
	Ending Open	0	154	2	54	28	0	13	124	14	381	0	346	57	224	40	569	68	2,074	4,370	47.5
5th VERMILION	Beginning Open	1	576	25	0	0	0	0	565	0	2,797	84	3,158	7	3,209	0	2,778	153	13,353	33,137	40.3
	New Filed	0	16	1	769	114	0	83	0	69	146	7	51	0	0	177	760	235	2,428	10,542	23.0
	Reinstated	0	0	0	0	0	0	0	0	0	0	0	0	0	0	0	14	0	14	129	10.9
	Closed	0	189	1	411	14	0	20	36	1	168	7	852	0	90	2	882	120	2,793	12,726	21.9
	Ending Open	0	73	11	355	99	0	63	304	68	2,541	58	383	7	841	175	1,502	123	6,603	22,098	29.9
5th CIRCUIT TOTAL	Beginning Open	1	1,420	34	0	0	0	0	1,310	0	5,375	172	5,703	68	5,503	0	6,965	483	27,034	72,253	37.4
	New Filed	0	48	1	1,144	239	48	155	0	157	302	85	149	0	0	390	1,788	375	4,881	23,430	20.8
	Reinstated	0	0	0	0	0	0	0	0	0	0	0	0	0	0	0	15	0	15	130	11.5
	Closed	0	213	1	505	26	0	24	67	6	353	75	952	0	169	12	1,742	155	4,300	24,994	17.2
	Ending Open	0	921	20	632	208	51	128	1,015	151	5,083	156	2,882	68	2,459	378	5,559	556	20,267	58,442	34.7

\* TOTAL OF ALL CASES IN ALL CATEGORIES: CIVIL, FAMILY, CRIMINAL, CONSERVATION & TRAFFIC, JUVENILE, AND OTHER

# CIVIL CASELOAD CONTINUED

CIRCUIT / COUNTY		ARBITRATION	CHANCERY	EMINENT DOMAIN	EVICTON	FORECLOSURE	GOVERNMENT CORPORATION	GUARDIANSHIP	LAW > \$50,000 (L)	LAW > \$50,000 (LA)	LAW < \$50,000	MENTAL HEALTH	MISCELLANEOUS REMEDY	MUNICIPAL CORPORATION	PROBATE (P)	PROBATE (PR)	SMALL CLAIM	TAX	TOTAL CIVIL CASES	TOTAL ALL CASES*	CIVIL CASES AS % OF ALL CASES
6th CHAMPAIGN	Beginning Open	0	1,268	16	0	0	0	0	1,421	0	4,645	173	2,514	12	2,105	0	3,874	790	16,818	30,488	55.2
	New Filed	0	55	1	1,909	171	1	132	0	176	217	98	274	0	0	267	1,538	93	4,932	22,154	22.3
	Reinstated	0	0	0	7	0	0	0	0	0	1	0	0	0	0	0	7	0	15	189	7.9
	Closed	0	82	1	779	28	0	63	74	5	340	0	261	0	212	15	1,443	59	3,362	19,395	17.3
	Ending Open	0	2,116	48	1,141	143	1	70	2,606	171	8,253	398	8,221	14	3,510	256	6,473	1,174	34,595	192,006	18.0
6th DEWITT	Beginning Open	0	49	5	0	0	0	0	73	0	55	1	818	1	313	0	108	55	1,478	3,051	48.4
	New Filed	0	6	0	33	28	0	7	0	10	7	0	13	0	0	40	113	27	284	2,022	14.0
	Reinstated	0	0	0	0	0	0	0	0	0	0	0	0	0	0	0	0	0	0	39	0.0
	Closed	0	7	0	20	11	0	0	3	2	21	0	12	0	38	6	106	12	238	1,986	12.0
	Ending Open	0	49	5	13	16	0	6	70	10	39	1	665	1	216	34	116	70	1,311	2,884	45.5
6th DOUGLAS	Beginning Open	0	28	0	0	0	0	0	32	0	36	0	23	0	185	0	108	3	415	3,503	11.8
	New Filed	0	5	0	32	18	0	7	0	9	24	0	9	0	0	45	109	30	288	2,216	13.0
	Reinstated	0	0	0	0	0	0	0	4	0	2	0	0	0	0	0	9	0	15	15	100.0
	Closed	0	17	0	19	5	0	3	17	2	29	0	8	0	31	2	153	28	314	2,588	12.1
	Ending Open	0	7	0	13	13	0	4	17	7	31	0	18	0	43	43	74	6	276	2,981	9.3
6th MACON	Beginning Open	0	122	0	0	0	0	0	395	0	705	13	977	27	1,914	0	1,117	19	5,289	18,282	28.9
	New Filed	0	21	1	739	186	2	122	0	121	197	12	457	0	0	262	1,146	205	3,471	15,630	22.2
	Reinstated	0	0	0	0	0	0	0	0	0	0	0	0	0	0	0	9	0	9	10	90.0
	Closed	0	49	0	559	54	0	21	71	22	237	2	271	0	177	35	1,068	170	2,736	16,156	16.9
	Ending Open	0	65	1	181	126	2	101	289	98	668	23	1,163	27	915	228	1,155	46	5,088	16,151	31.5
6th MOULTRIE	Beginning Open	0	17	0	0	0	0	0	8	0	15	1	28	0	206	0	64	7	346	1,199	28.9
	New Filed	0	1	0	32	21	0	9	0	6	10	0	16	0	0	31	81	15	222	1,096	20.3
	Reinstated	0	0	0	0	0	0	0	0	0	0	0	0	0	0	0	2	0	2	4	50.0
	Closed	0	8	0	18	8	0	9	0	1	16	0	7	0	41	2	96	13	219	1,191	18.4
	Ending Open	0	9	0	14	14	0	0	8	5	9	1	27	0	45	29	49	3	213	938	22.7
6th PIATT	Beginning Open	0	138	2	0	0	0	0	57	0	29	1	65	0	492	0	375	28	1,187	3,219	36.9
	New Filed	0	5	0	14	22	1	11	0	9	15	0	15	0	0	35	83	24	234	1,415	16.5
	Reinstated	0	0	0	0	0	0	0	0	0	0	0	0	0	0	0	0	0	0	0	0.0
	Closed	0	7	0	8	12	0	1	8	0	18	1	13	0	33	1	104	16	222	1,513	14.7
	Ending Open	0	136	2	6	10	1	10	37	9	18	0	70	0	459	34	355	36	1,183	2,995	39.5

\* TOTAL OF ALL CASES IN ALL CATEGORIES: CIVIL, FAMILY, CRIMINAL, CONSERVATION & TRAFFIC, JUVENILE, AND OTHER

# CIVIL CASELOAD CONTINUED

CIRCUIT / COUNTY		ARBITRATION	CHANCERY	EMINENT DOMAIN	EVICTON	FORECLOSURE	GOVERNMENT CORPORATION	GUARDIANSHIP	LAW > \$50,000 (L)	LAW > \$50,000 (LA)	LAW < \$50,000	MENTAL HEALTH	MISCELLANEOUS REMEDY	MUNICIPAL CORPORATION	PROBATE (P)	PROBATE (PR)	SMALL CLAIM	TAX	TOTAL CIVIL CASES	TOTAL ALL CASES*	CIVIL CASES AS % OF ALL CASES
6th CIRCUIT TOTAL	Beginning Open	0	1,622	23	0	0	0	0	1,986	0	5,485	189	4,425	40	5,215	0	5,646	902	25,533	59,742	42.7
	New Filed	0	93	2	2,759	446	4	288	0	331	470	110	784	0	0	680	3,070	394	9,431	44,533	21.2
	Reinstated	0	0	0	7	0	0	0	4	0	3	0	0	0	0	0	27	0	41	257	16.0
	Closed	0	170	1	1,403	118	0	97	173	32	661	3	572	0	532	61	2,970	298	7,091	42,829	16.6
	Ending Open	0	2,382	56	1,368	322	4	191	3,027	300	9,018	423	10,164	42	5,188	624	8,222	1,335	42,666	217,955	19.6
7th GREENE	Beginning Open	0	8	0	0	0	0	0	25	0	16	0	5	0	64	0	71	14	203	1,031	19.7
	New Filed	0	5	0	21	14	0	14	0	5	16	0	9	0	0	30	98	26	238	1,367	17.4
	Reinstated	0	0	0	0	0	0	0	2	0	0	0	0	0	0	0	3	0	5	6	83.3
	Closed	0	8	0	19	7	0	11	14	1	24	0	9	0	34	2	131	36	296	1,578	18.8
	Ending Open	0	5	0	2	7	0	4	14	4	7	0	3	0	33	28	41	0	148	814	18.2
7th JERSEY	Beginning Open	0	25	0	0	0	0	0	70	0	45	10	64	0	438	0	134	20	806	4,559	17.7
	New Filed	0	10	0	39	20	0	20	0	22	25	4	25	0	0	51	145	13	374	3,504	10.7
	Reinstated	0	0	0	0	0	0	0	0	0	0	0	0	0	0	0	0	0	0	0	0.0
	Closed	0	7	0	31	9	0	1	14	2	29	0	15	0	39	5	147	5	304	3,970	7.7
	Ending Open	0	27	0	8	11	0	18	56	20	43	10	74	0	399	46	134	28	874	3,920	22.3
7th MACOUPIN	Beginning Open	0	55	1	0	0	0	0	122	0	153	78	167	22	950	0	1,360	21	2,929	13,263	22.1
	New Filed	0	6	3	107	104	1	53	0	26	59	17	43	0	0	110	334	72	935	6,554	14.3
	Reinstated	0	0	0	0	0	0	0	0	0	0	0	0	0	1	0	2	0	3	11	27.3
	Closed	0	28	3	94	52	0	7	32	7	131	0	42	0	87	10	982	61	1,536	7,793	19.7
	Ending Open	0	23	1	13	51	1	46	88	19	62	19	123	22	783	100	175	32	1,558	10,394	15.0
7th MORGAN	Beginning Open	0	27	0	0	0	0	0	54	0	54	0	103	0	757	0	686	7	1,688	3,127	54.0
	New Filed	0	5	1	170	50	0	33	0	22	47	0	32	0	0	91	391	25	867	3,347	25.9
	Reinstated	0	0	0	0	0	0	0	0	0	0	0	0	0	0	0	7	0	7	9	77.8
	Closed	0	17	1	143	21	0	21	23	3	91	0	44	0	100	9	687	20	1,180	3,692	32.0
	Ending Open	0	13	0	28	24	0	12	30	19	20	0	51	0	143	82	262	12	696	1,957	35.6
7th SANGAMON	Beginning Open	0	2,511	9	0	0	0	0	1,554	0	4,345	30	3,899	16	6,388	0	17,815	1,092	37,659	78,293	48.1
	New Filed	0	86	2	1,770	259	1	268	0	228	375	385	547	0	0	499	3,358	172	7,950	33,265	23.9
	Reinstated	0	0	0	0	0	0	0	0	0	0	0	0	0	0	0	0	0	0	0	0.0
	Closed	0	154	0	1,343	79	0	36	190	30	474	361	334	0	335	39	3,968	78	7,421	33,937	21.9
	Ending Open	0	2,468	12	405	182	1	232	1,333	200	4,312	61	4,154	17	6,081	459	18,240	1,187	39,344	75,932	51.8

\* TOTAL OF ALL CASES IN ALL CATEGORIES: CIVIL, FAMILY, CRIMINAL, CONSERVATION & TRAFFIC, JUVENILE, AND OTHER

# CIVIL CASELOAD CONTINUED

CIRCUIT / COUNTY		ARBITRATION	CHANCERY	EMINENT DOMAIN	EVICTON	FORECLOSURE	GOVERNMENT CORPORATION	GUARDIANSHIP	LAW > \$50,000 (L)	LAW > \$50,000 (LA)	LAW < \$50,000	MENTAL HEALTH	MISCELLANEOUS REMEDY	MUNICIPAL CORPORATION	PROBATE (P)	PROBATE (PR)	SMALL CLAIM	TAX	TOTAL CIVIL CASES	TOTAL ALL CASES*	CIVIL CASES AS % OF ALL CASES
7th SCOTT	Beginning Open	0	19	0	0	0	0	0	152	0	34	1	80	0	203	0	106	19	614	1,618	37.9
	New Filed	0	1	0	8	5	0	3	0	4	2	2	10	0	0	24	46	7	112	920	12.2
	Reinstated	0	0	0	0	0	0	0	0	0	0	0	0	0	0	0	1	0	1	1	100.0
	Closed	0	3	0	4	5	0	0	0	1	6	0	6	0	6	0	39	4	74	868	8.5
	Ending Open	0	17	0	3	1	0	3	73	2	30	2	84	0	193	23	112	22	565	1,596	35.4
7th CIRCUIT TOTAL	Beginning Open	0	2,645	10	0	0	0	0	1,977	0	4,647	119	4,318	38	8,800	0	20,172	1,173	43,899	101,891	43.1
	New Filed	0	113	6	2,115	452	2	391	0	307	524	408	666	0	0	805	4,372	315	10,476	48,957	21.4
	Reinstated	0	0	0	0	0	0	0	2	0	0	0	0	0	1	0	13	0	16	27	59.3
	Closed	0	217	4	1,634	173	0	76	273	44	755	361	450	0	601	65	5,954	204	10,811	51,838	20.9
	Ending Open	0	2,553	13	459	276	2	315	1,594	264	4,474	92	4,489	39	7,632	738	18,964	1,281	43,185	94,613	45.6
8th ADAMS	Beginning Open	0	72	1	0	0	0	0	166	0	236	153	137	3	709	0	1,198	25	2,700	7,132	37.9
	New Filed	0	13	0	309	75	0	60	0	40	115	245	56	0	0	148	814	72	1,947	8,622	22.6
	Reinstated	0	0	0	0	0	0	0	0	0	0	0	0	0	1	0	0	0	1	13	7.7
	Closed	0	30	0	244	28	0	46	35	5	170	331	45	0	130	9	921	12	2,006	9,286	21.6
	Ending Open	0	32	1	60	45	0	7	126	33	154	67	95	3	260	139	1,257	54	2,333	6,001	38.9
8th BROWN	Beginning Open	0	6	0	0	0	0	0	13	0	11	0	62	0	89	0	53	6	240	759	31.6
	New Filed	0	0	0	10	4	0	2	0	2	5	0	25	0	0	8	35	5	96	866	11.1
	Reinstated	0	0	0	0	0	0	0	0	0	0	0	0	0	0	0	0	0	0	0	0.0
	Closed	0	2	0	7	0	0	0	3	0	7	0	18	0	8	0	38	4	87	803	10.8
	Ending Open	0	4	0	3	4	0	2	10	2	9	0	69	0	81	8	50	7	249	817	30.5
8th CALHOUN	Beginning Open	0	6	1	0	0	0	0	4	0	6	0	28	0	49	0	18	14	126	493	25.6
	New Filed	0	3	0	0	4	0	1	0	0	5	0	16	0	0	18	23	4	74	453	16.3
	Reinstated	0	0	0	0	0	0	0	0	0	0	0	0	0	0	0	0	0	0	2	0.0
	Closed	0	4	0	0	1	0	0	2	0	7	0	10	0	8	2	23	2	59	436	13.5
	Ending Open	0	5	1	0	3	0	1	2	0	4	0	29	0	41	16	18	17	137	491	27.9
8th CASS	Beginning Open	0	17	0	0	0	0	0	14	0	25	3	26	0	167	0	96	5	353	1,888	18.7
	New Filed	0	3	0	23	21	0	14	0	8	20	2	7	0	0	41	111	16	266	1,655	16.1
	Reinstated	0	0	0	0	0	0	0	1	0	0	0	0	0	0	0	9	0	10	10	100.0
	Closed	0	12	0	14	5	0	9	5	2	18	0	15	0	25	4	138	14	261	1,734	15.1
	Ending Open	0	6	0	9	16	0	4	8	6	23	0	13	0	47	37	70	7	246	1,666	14.8

\* TOTAL OF ALL CASES IN ALL CATEGORIES: CIVIL, FAMILY, CRIMINAL, CONSERVATION & TRAFFIC, JUVENILE, AND OTHER

# CIVIL CASELOAD CONTINUED

CIRCUIT / COUNTY		ARBITRATION	CHANCERY	EMINENT DOMAIN	EVICTON	FORECLOSURE	GOVERNMENT CORPORATION	GUARDIANSHIP	LAW > \$50,000 (L)	LAW > \$50,000 (LA)	LAW < \$50,000	MENTAL HEALTH	MISCELLANEOUS REMEDY	MUNICIPAL CORPORATION	PROBATE (P)	PROBATE (PR)	SMALL CLAIM	TAX	TOTAL CIVIL CASES	TOTAL ALL CASES*	CIVIL CASES AS % OF ALL CASES
8th MASON	Beginning Open	0	118	1	0	0	0	0	20	0	39	4	77	15	486	0	230	51	1,041	3,894	26.7
	New Filed	0	4	0	28	31	0	15	0	9	21	0	18	0	0	40	79	35	280	1,739	16.1
	Reinstated	0	0	0	0	0	0	0	0	0	0	0	0	0	0	0	0	0	0	0	0.0
	Closed	0	2	0	19	6	0	2	2	1	18	0	17	0	9	3	107	26	212	1,694	12.5
	Ending Open	0	120	1	8	25	0	13	17	8	42	4	73	15	477	37	206	60	1,106	3,872	28.6
8th MENARD	Beginning Open	0	17	0	0	0	0	0	7	0	24	0	23	1	161	0	47	3	283	878	32.2
	New Filed	0	2	0	14	11	0	15	0	4	8	0	11	0	0	40	89	14	208	998	20.8
	Reinstated	0	0	0	0	0	0	0	0	0	0	0	0	0	0	0	1	0	1	1	100.0
	Closed	0	8	0	10	2	0	9	3	1	15	0	9	0	23	1	84	13	178	995	17.9
	Ending Open	0	11	0	4	9	0	6	4	3	16	0	23	1	134	39	54	4	308	855	36.0
8th PIKE	Beginning Open	0	90	1	0	0	0	0	58	0	83	28	247	21	370	0	346	114	1,358	6,389	21.3
	New Filed	0	7	0	16	20	0	17	0	8	21	0	21	0	0	52	121	23	306	2,698	11.3
	Reinstated	0	0	0	0	0	0	0	0	0	0	0	0	0	0	0	0	0	0	11	0.0
	Closed	0	4	0	11	4	0	9	11	4	16	0	8	0	37	9	140	17	270	2,855	9.5
	Ending Open	0	37	1	4	16	0	7	43	4	87	28	260	21	326	43	292	120	1,289	5,989	21.5
8th SCHUYLER	Beginning Open	0	13	0	0	0	0	0	23	0	22	1	32	4	102	0	86	21	304	1,419	21.4
	New Filed	0	5	0	11	7	0	4	0	9	16	1	14	0	0	20	114	15	216	878	24.6
	Reinstated	0	0	0	0	0	0	0	0	0	0	0	0	0	1	0	5	0	6	6	100.0
	Closed	0	7	0	9	1	0	1	12	0	17	0	19	0	31	2	120	4	223	858	26.0
	Ending Open	0	9	0	2	6	0	3	11	9	16	2	22	4	66	18	88	32	288	1,412	20.4
8th CIRCUIT TOTAL	Beginning Open	0	339	4	0	0	0	0	305	0	446	189	632	44	2,133	0	2,074	239	6,405	22,852	28.0
	New Filed	0	37	0	411	173	0	128	0	80	211	248	168	0	0	367	1,386	184	3,393	17,909	18.9
	Reinstated	0	0	0	0	0	0	0	1	0	0	0	0	0	2	0	15	0	18	43	41.9
	Closed	0	69	0	314	47	0	76	73	13	268	331	141	0	271	30	1,571	92	3,296	18,661	17.7
	Ending Open	0	224	4	90	124	0	43	221	65	351	101	584	44	1,432	337	2,035	301	5,956	21,103	28.2
9th FULTON	Beginning Open	0	100	4	0	0	0	0	96	0	112	1	98	0	621	0	465	31	1,528	5,548	27.5
	New Filed	0	7	1	81	69	0	29	0	22	60	1	27	0	0	76	232	91	696	3,908	17.8
	Reinstated	0	1	0	0	0	0	0	0	0	0	0	0	0	1	0	0	0	2	4	50.0
	Closed	0	33	1	66	13	0	3	41	4	46	1	26	0	61	7	261	73	636	4,481	14.2
	Ending Open	0	76	4	14	56	0	27	55	18	124	1	102	0	562	70	438	53	1,600	4,992	32.1

\* TOTAL OF ALL CASES IN ALL CATEGORIES: CIVIL, FAMILY, CRIMINAL, CONSERVATION & TRAFFIC, JUVENILE, AND OTHER

# CIVIL CASELOAD CONTINUED

CIRCUIT / COUNTY		ARBITRATION	CHANCERY	EMINENT DOMAIN	EVICTON	FORECLOSURE	GOVERNMENT CORPORATION	GUARDIANSHIP	LAW > \$50,000 (L)	LAW > \$50,000 (LA)	LAW < \$50,000	MENTAL HEALTH	MISCELLANEOUS REMEDY	MUNICIPAL CORPORATION	PROBATE (P)	PROBATE (PR)	SMALL CLAIM	TAX	TOTAL CIVIL CASES	TOTAL ALL CASES*	CIVIL CASES AS % OF ALL CASES
9th HANCOCK	Beginning Open	0	27	0	0	0	0	0	35	0	42	0	2	0	119	0	431	51	707	3,125	22.6
	New Filed	0	2	2	15	35	0	13	0	6	29	1	41	0	0	67	171	29	411	2,116	19.4
	Reinstated	0	0	0	0	0	0	0	0	0	0	0	0	0	0	0	0	0	0	0	0.0
	Closed	0	2	0	6	20	0	0	4	1	14	0	18	0	65	6	123	7	266	1,800	14.8
	Ending Open	0	84	4	9	15	0	13	28	6	140	4	194	2	139	61	613	82	1,394	3,462	40.3
9th HENDERSON	Beginning Open	0	13	1	0	0	0	0	13	0	18	1	41	0	214	0	49	22	372	1,849	20.1
	New Filed	0	1	0	7	5	0	1	0	1	9	0	12	0	0	29	49	10	124	1,820	6.8
	Reinstated	0	0	0	0	0	0	0	0	0	0	0	0	0	0	0	0	0	0	0	0.0
	Closed	0	5	0	6	2	0	0	1	0	9	0	11	0	14	3	40	5	96	2,006	4.8
	Ending Open	0	9	1	1	3	0	1	12	1	18	1	43	0	189	26	53	18	376	1,666	22.6
9th KNOX	Beginning Open	0	45	1	0	0	0	0	128	0	137	0	157	0	1,028	0	443	4	1,943	10,586	18.4
	New Filed	0	18	0	337	66	0	42	0	34	70	7	74	0	0	166	374	60	1,248	6,436	19.4
	Reinstated	0	0	0	0	0	0	0	0	0	1	0	0	0	2	0	0	0	3	3	100.0
	Closed	0	23	0	208	23	0	19	22	6	52	4	41	0	142	20	390	40	990	7,266	13.6
	Ending Open	0	41	0	129	43	0	23	92	28	182	1	160	0	845	147	380	28	2,099	13,813	15.2
9th MCDONOUGH	Beginning Open	0	119	0	0	0	0	0	61	0	416	0	442	0	640	0	565	16	2,259	5,818	38.8
	New Filed	0	8	0	167	33	0	17	0	7	28	0	25	0	0	71	267	53	676	3,457	19.6
	Reinstated	0	0	0	0	0	0	0	0	0	0	0	0	0	0	0	0	0	0	0	0.0
	Closed	0	18	0	94	3	0	10	10	1	165	0	16	0	246	6	510	37	1,116	3,481	32.1
	Ending Open	0	77	9	72	30	0	7	31	6	72	5	985	2	326	64	226	23	1,935	4,536	42.7
9th WARREN	Beginning Open	0	31	1	0	0	0	0	40	0	43	3	46	0	209	0	95	32	500	2,735	18.3
	New Filed	0	2	2	36	23	0	11	0	8	24	1	22	0	0	57	101	27	314	2,204	14.2
	Reinstated	0	0	0	0	0	0	0	0	0	1	0	0	0	1	0	13	0	15	15	100.0
	Closed	0	5	0	31	10	0	10	4	0	38	1	21	0	47	4	114	24	309	2,220	13.9
	Ending Open	0	25	3	5	13	0	1	36	8	18	3	40	0	73	53	96	35	409	2,258	18.1
9th CIRCUIT TOTAL	Beginning Open	0	335	7	0	0	0	0	373	0	768	5	786	0	2,831	0	2,048	156	7,309	29,661	24.6
	New Filed	0	38	5	643	231	0	113	0	78	220	10	201	0	0	466	1,194	270	3,469	19,941	17.4
	Reinstated	0	1	0	0	0	0	0	0	0	2	0	0	0	4	0	13	0	20	22	90.9
	Closed	0	86	1	411	71	0	42	82	12	324	6	133	0	575	46	1,438	186	3,413	21,254	16.1
	Ending Open	0	312	21	230	160	0	72	254	67	554	15	1,524	4	2,134	421	1,806	239	7,813	30,727	25.4

\* TOTAL OF ALL CASES IN ALL CATEGORIES: CIVIL, FAMILY, CRIMINAL, CONSERVATION & TRAFFIC, JUVENILE, AND OTHER

# CIVIL CASELOAD CONTINUED

CIRCUIT / COUNTY		ARBITRATION	CHANCERY	EMINENT DOMAIN	EVICTON	FORECLOSURE	GOVERNMENT CORPORATION	GUARDIANSHIP	LAW > \$50,000 (L)	LAW > \$50,000 (LA)	LAW < \$50,000	MENTAL HEALTH	MISCELLANEOUS REMEDY	MUNICIPAL CORPORATION	PROBATE (P)	PROBATE (PR)	SMALL CLAIM	TAX	TOTAL CIVIL CASES	TOTAL ALL CASES*	CIVIL CASES AS % OF ALL CASES
10th MARSHALL	Beginning Open	0	15	0	0	0	0	0	14	0	12	0	16	0	143	0	66	1	267	1,152	23.2
	New Filed	0	2	0	22	15	0	7	0	8	18	0	19	0	0	43	117	18	269	972	27.7
	Reinstated	0	0	0	0	0	0	0	0	0	1	0	0	0	1	0	1	0	3	4	75.0
	Closed	0	12	0	18	8	0	5	3	0	24	0	21	0	27	35	145	13	311	1,019	30.5
	Ending Open	0	5	0	4	7	0	2	10	8	6	0	9	0	7	5	42	6	111	997	11.1
10th PEORIA	Beginning Open	0	193	3	0	0	0	0	783	0	1,168	38	1,606	0	247	0	1,511	98	5,647	37,381	15.1
	New Filed	0	34	1	1,534	365	0	205	0	256	394	265	250	0	0	341	1,804	240	5,689	21,233	26.8
	Reinstated	0	0	0	0	0	0	0	0	0	0	0	0	0	0	0	0	0	0	14	0.0
	Closed	0	131	0	1,248	157	0	116	233	54	962	264	299	0	206	313	1,746	272	6,001	21,760	27.6
	Ending Open	0	95	4	283	211	0	90	549	202	600	39	1,530	0	70	28	1,569	66	5,336	36,868	14.5
10th PUTNAM	Beginning Open	0	18	0	0	0	0	0	22	0	18	0	68	0	84	0	64	23	297	867	34.3
	New Filed	0	1	0	7	7	0	3	0	4	6	0	17	0	0	16	66	12	139	704	19.7
	Reinstated	0	0	0	0	0	0	0	0	0	0	0	0	0	0	3	0	0	3	3	100.0
	Closed	0	6	0	4	2	0	3	9	1	9	0	6	0	12	1	57	6	116	732	15.8
	Ending Open	0	8	0	3	5	0	0	13	3	14	0	79	0	57	15	82	30	309	733	42.2
10th STARK	Beginning Open	0	5	0	0	0	0	0	7	0	3	0	4	0	133	0	24	3	179	702	25.5
	New Filed	0	0	0	5	6	0	4	0	4	6	0	3	0	0	20	38	14	100	643	15.6
	Reinstated	0	0	0	0	0	0	0	0	0	0	0	0	0	0	0	3	0	3	4	75.0
	Closed	0	3	0	2	2	0	1	4	0	4	0	3	0	21	1	35	7	83	718	11.6
	Ending Open	0	1	0	2	4	0	2	3	4	5	0	3	0	63	19	30	10	146	555	26.3
10th TAZEVELL	Beginning Open	0	442	4	0	0	0	0	299	0	603	0	346	0	2,706	0	1,166	168	5,734	14,883	38.5
	New Filed	0	14	0	351	242	1	95	0	94	180	0	87	0	0	290	929	86	2,369	16,386	14.5
	Reinstated	0	1	0	0	0	0	0	0	0	0	0	0	0	0	0	1	0	2	234	0.9
	Closed	0	80	0	289	62	1	33	63	13	181	0	56	0	225	24	1,049	72	2,148	18,158	11.8
	Ending Open	0	316	4	62	179	0	62	272	81	654	0	423	0	1,842	266	1,117	167	5,445	14,709	37.0
10th CIRCUIT TOTAL	Beginning Open	0	673	7	0	0	0	0	1,125	0	1,804	38	2,040	0	3,313	0	2,831	293	12,124	54,985	22.0
	New Filed	0	51	1	1,919	635	1	314	0	366	604	265	376	0	0	710	2,954	370	8,566	39,938	21.4
	Reinstated	0	1	0	0	0	0	0	0	0	1	0	0	0	1	3	5	0	11	259	4.2
	Closed	0	232	0	1,561	231	1	158	312	68	1,180	264	385	0	491	374	3,032	370	8,659	42,387	20.4
	Ending Open	0	425	8	354	406	0	156	847	298	1,279	39	2,044	0	2,039	333	2,840	279	11,347	53,862	21.1

\* TOTAL OF ALL CASES IN ALL CATEGORIES: CIVIL, FAMILY, CRIMINAL, CONSERVATION & TRAFFIC, JUVENILE, AND OTHER



# CIVIL CASELOAD CONTINUED

CIRCUIT / COUNTY		ARBITRATION	CHANCERY	EMINENT DOMAIN	EVICTON	FORECLOSURE	GOVERNMENT CORPORATION	GUARDIANSHIP	LAW > \$50,000 (L)	LAW > \$50,000 (LA)	LAW < \$50,000	MENTAL HEALTH	MISCELLANEOUS REMEDY	MUNICIPAL CORPORATION	PROBATE (P)	PROBATE (PR)	SMALL CLAIM	TAX	TOTAL CIVIL CASES	TOTAL ALL CASES*	CIVIL CASES AS % OF ALL CASES
11th FORD	Beginning Open	27	68	1	0	0	0	0	79	0	69	1	229	0	268	0	165	37	944	2,396	39.4
	New Filed	5	8	0	31	12	1	8	0	12	7	0	8	0	0	30	108	30	260	1,247	20.9
	Reinstated	0	0	0	0	0	0	0	0	0	0	0	0	0	0	0	0	0	0	0	0.0
	Closed	12	16	0	21	3	1	1	7	2	12	0	9	0	51	1	89	21	246	1,369	18.0
	Ending Open	9	14	1	11	9	0	4	23	8	20	0	108	0	44	29	82	46	408	1,419	28.8
11th LIVINGSTON	Beginning Open	0	96	4	0	0	0	0	92	0	83	3	140	1	463	0	187	18	1,087	7,205	15.1
	New Filed	0	15	2	90	60	0	36	0	45	47	1	34	0	0	126	291	26	773	4,315	17.9
	Reinstated	0	0	0	0	0	0	0	0	0	0	0	0	0	1	0	0	0	1	1	100.0
	Closed	0	11	0	55	14	0	1	17	5	56	1	86	0	76	14	298	10	644	4,440	14.5
	Ending Open	0	101	6	37	46	0	31	73	41	57	3	71	8	344	112	167	28	1,125	6,819	16.5
11th LOGAN	Beginning Open	0	46	0	0	0	0	0	67	0	49	0	97	0	1,226	0	328	10	1,823	6,556	27.8
	New Filed	0	12	1	62	48	0	13	0	17	24	6	15	0	0	53	632	33	916	4,247	21.6
	Reinstated	0	0	0	0	0	0	0	0	0	0	0	0	0	0	0	0	0	0	0	0.0
	Closed	0	13	1	45	20	0	0	13	5	25	5	13	0	53	8	722	20	943	4,033	23.4
	Ending Open	0	45	0	15	28	0	13	54	12	50	1	100	31	1,173	45	245	23	1,835	6,778	27.1
11th MCLEAN	Beginning Open	248	266	10	0	0	0	0	508	0	278	32	134	0	1,399	0	1,307	1	4,183	15,272	27.4
	New Filed	220	25	0	861	165	0	131	0	175	53	540	184	0	0	238	1,335	586	4,513	22,215	20.3
	Reinstated	0	1	0	0	0	0	0	0	0	1	0	0	0	5	0	2	0	9	567	1.6
	Closed	235	113	0	706	45	0	92	162	25	184	565	144	0	321	19	1,451	319	4,381	25,041	17.5
	Ending Open	233	179	10	155	120	0	39	346	150	148	7	174	0	1,083	219	1,193	268	4,324	13,464	32.1
11th WOODFORD	Beginning Open	0	67	0	0	0	0	0	33	0	60	0	71	0	589	0	206	20	1,046	6,554	16.0
	New Filed	0	9	0	46	49	1	15	0	19	22	1	25	0	0	117	160	18	482	3,477	13.9
	Reinstated	0	0	0	1	0	0	0	1	0	3	0	0	0	0	0	4	0	9	9	100.0
	Closed	0	18	0	38	22	1	8	10	3	48	1	24	0	84	7	223	16	503	3,384	14.9
	Ending Open	0	58	0	9	27	0	7	23	16	39	0	64	0	370	110	147	22	892	6,106	14.6
11th CIRCUIT TOTAL	Beginning Open	275	543	15	0	0	0	0	779	0	539	36	671	1	3,945	0	2,193	86	9,083	37,983	23.9
	New Filed	225	69	3	1,090	334	2	203	0	268	153	548	266	0	0	564	2,526	693	6,944	35,501	19.6
	Reinstated	0	1	0	1	0	0	0	1	0	4	0	0	0	6	0	6	0	19	577	3.3
	Closed	247	171	1	865	104	2	102	209	40	325	572	276	0	585	49	2,783	386	6,717	38,267	17.6
	Ending Open	242	397	17	227	230	0	94	519	227	314	11	517	39	3,014	515	1,834	387	8,584	34,586	24.8

\* TOTAL OF ALL CASES IN ALL CATEGORIES: CIVIL, FAMILY, CRIMINAL, CONSERVATION & TRAFFIC, JUVENILE, AND OTHER

# CIVIL CASELOAD CONTINUED

CIRCUIT / COUNTY		ARBITRATION	CHANCERY	EMINENT DOMAIN	EVICTON	FORECLOSURE	GOVERNMENT CORPORATION	GUARDIANSHIP	LAW > \$50,000 (L)	LAW > \$50,000 (LA)	LAW < \$50,000	MENTAL HEALTH	MISCELLANEOUS REMEDY	MUNICIPAL CORPORATION	PROBATE (P)	PROBATE (PR)	SMALL CLAIM	TAX	TOTAL CIVIL CASES	TOTAL ALL CASES*	CIVIL CASES AS % OF ALL CASES
12th WILL	Beginning Open	863	1,354	17	0	0	0	0	1,916	0	667	3	632	2	4,897	0	2,901	14	13,266	95,669	13.9
	New Filed	1,117	221	3	2,694	1,377	6	475	0	872	127	260	411	0	0	803	6,449	319	15,134	83,371	18.2
	Reinstated	35	34	2	48	1	0	0	158	42	54	0	16	0	9	0	151	0	550	2,883	19.1
	Closed	1,319	877	19	2,190	441	4	337	1,050	240	749	259	817	2	1,150	36	6,727	157	16,374	99,545	16.4
	Ending Open	698	735	3	551	940	2	97	1,023	678	100	4	255	0	1,106	767	2,779	176	9,914	79,623	12.5
12th CIRCUIT TOTAL	Beginning Open	863	1,354	17	0	0	0	0	1,916	0	667	3	632	2	4,897	0	2,901	14	13,266	95,669	13.9
	New Filed	1,117	221	3	2,694	1,377	6	475	0	872	127	260	411	0	0	803	6,449	319	15,134	83,371	18.2
	Reinstated	35	34	2	48	1	0	0	158	42	54	0	16	0	9	0	151	0	550	2,883	19.1
	Closed	1,319	877	19	2,190	441	4	337	1,050	240	749	259	817	2	1,150	36	6,727	157	16,374	99,545	16.4
	Ending Open	698	735	3	551	940	2	97	1,023	678	100	4	255	0	1,106	767	2,779	176	9,914	79,623	12.5
13th BUREAU	Beginning Open	0	65	0	0	0	0	0	67	0	73	1	69	1	556	0	261	32	1,125	5,022	22.4
	New Filed	0	7	0	68	42	0	19	0	36	50	0	19	0	0	90	492	45	868	2,945	29.5
	Reinstated	0	0	0	0	0	0	0	0	0	0	0	0	0	0	0	0	0	0	0	0.0
	Closed	0	11	0	32	10	0	12	17	6	52	0	14	0	80	10	386	23	653	3,508	18.6
	Ending Open	0	39	0	26	33	0	6	50	30	58	1	65	1	172	80	367	54	982	4,556	21.6
13th GRUNDY	Beginning Open	0	69	0	0	0	0	0	133	0	111	0	33	0	528	0	520	4	1,398	4,870	28.7
	New Filed	0	20	0	122	105	0	34	0	66	72	20	40	0	0	106	838	38	1,461	6,943	21.0
	Reinstated	0	3	0	4	0	0	0	2	2	5	0	0	0	4	0	85	0	105	105	100.0
	Closed	0	42	0	110	36	0	20	46	14	106	20	41	0	118	13	915	19	1,500	7,628	19.7
	Ending Open	0	52	0	16	69	0	10	85	54	82	0	30	0	186	93	524	24	1,225	4,113	29.8
13th LASALLE	Beginning Open	0	116	2	0	0	0	0	275	0	258	2	94	0	972	0	496	72	2,287	12,355	18.5
	New Filed	0	29	0	394	175	1	76	0	154	189	10	78	0	0	235	1,311	123	2,775	13,801	20.1
	Reinstated	0	4	0	9	1	0	1	1	0	15	0	1	0	1	0	59	0	92	381	24.1
	Closed	0	87	1	313	54	1	47	118	42	339	10	85	0	255	27	1,388	154	2,921	15,435	18.9
	Ending Open	0	58	1	83	121	0	32	156	112	116	0	59	0	267	206	476	42	1,729	10,409	16.6
13th CIRCUIT TOTAL	Beginning Open	0	250	2	0	0	0	0	475	0	442	3	196	1	2,056	0	1,277	108	4,810	22,247	21.6
	New Filed	0	56	0	584	322	1	129	0	256	311	30	137	0	0	431	2,641	206	5,104	23,689	21.5
	Reinstated	0	7	0	13	1	0	1	3	2	20	0	1	0	5	0	144	0	197	486	40.5
	Closed	0	140	1	455	100	1	79	181	62	497	30	140	0	453	50	2,689	196	5,074	26,571	19.1
	Ending Open	0	149	1	125	223	0	48	291	196	256	1	154	1	625	379	1,367	120	3,936	19,078	20.6

\* TOTAL OF ALL CASES IN ALL CATEGORIES: CIVIL, FAMILY, CRIMINAL, CONSERVATION & TRAFFIC, JUVENILE, AND OTHER

# CIVIL CASELOAD CONTINUED

CIRCUIT / COUNTY		ARBITRATION	CHANCERY	EMINENT DOMAIN	EVICTON	FORECLOSURE	GOVERNMENT CORPORATION	GUARDIANSHIP	LAW > \$50,000 (L)	LAW > \$50,000 (LA)	LAW < \$50,000	MENTAL HEALTH	MISCELLANEOUS REMEDY	MUNICIPAL CORPORATION	PROBATE (P)	PROBATE (PR)	SMALL CLAIM	TAX	TOTAL CIVIL CASES	TOTAL ALL CASES*	CIVIL CASES AS % OF ALL CASES
14th HENRY	Beginning Open	28	91	1	0	0	0	0	83	0	44	3	114	1	845	0	269	14	1,493	12,006	12.4
	New Filed	26	7	0	135	69	0	29	0	13	20	4	43	0	0	136	366	27	875	5,693	15.4
	Reinstated	0	0	0	0	0	0	0	0	0	0	0	0	0	0	0	0	0	0	0	0.0
	Closed	21	25	0	111	18	0	7	12	1	34	3	44	0	46	77	465	24	888	6,233	14.2
	Ending Open	30	73	1	24	51	0	14	72	12	30	4	114	1	39	16	163	18	662	10,197	6.5
14th MERCER	Beginning Open	7	49	3	0	0	0	0	15	0	38	14	205	0	294	0	121	16	762	1,641	46.4
	New Filed	4	5	0	22	39	1	3	0	2	11	0	11	0	0	46	119	21	284	1,202	23.6
	Reinstated	0	0	0	0	0	0	0	0	0	0	0	0	0	0	0	0	0	0	0	0.0
	Closed	3	8	0	16	17	0	1	2	0	7	0	12	0	75	8	118	18	285	1,182	24.1
	Ending Open	7	27	3	4	21	0	1	10	2	27	14	190	0	201	38	109	11	665	1,372	48.5
14th ROCK ISLAND	Beginning Open	307	422	7	0	0	0	0	435	0	1,015	23	528	3	2,811	0	1,340	12	6,903	40,129	17.2
	New Filed	164	31	2	935	282	0	96	0	124	34	7	134	0	0	394	1,708	117	4,028	19,739	20.4
	Reinstated	1	0	0	3	0	0	0	0	0	0	0	0	0	1	0	4	0	9	11	81.8
	Closed	174	102	0	652	77	0	34	87	20	174	6	113	0	298	31	1,695	36	3,499	21,852	16.0
	Ending Open	294	332	9	265	202	0	40	336	102	858	23	500	3	1,332	362	1,328	93	6,079	36,189	16.8
14th WHITESIDE	Beginning Open	54	44	9	0	0	0	0	142	0	41	0	42	0	750	0	608	7	1,697	9,839	17.2
	New Filed	149	16	16	225	135	0	61	0	54	13	14	52	0	0	128	1,617	37	2,517	9,478	26.6
	Reinstated	0	1	0	0	0	0	0	0	0	0	0	0	0	3	0	0	0	4	4	100.0
	Closed	130	36	24	174	63	0	6	32	8	42	14	50	0	132	9	1,582	26	2,328	9,578	24.3
	Ending Open	70	23	1	48	72	0	53	102	46	12	0	38	0	207	119	637	18	1,446	9,218	15.7
14th CIRCUIT TOTAL	Beginning Open	396	606	20	0	0	0	0	675	0	1,138	40	889	4	4,700	0	2,338	49	10,855	63,615	17.1
	New Filed	343	59	18	1,317	525	1	189	0	193	78	25	240	0	0	704	3,810	202	7,704	36,112	21.3
	Reinstated	1	1	0	3	0	0	0	0	0	0	0	0	0	4	0	4	0	13	15	86.7
	Closed	328	171	24	953	175	0	48	133	29	257	23	219	0	551	125	3,860	104	7,000	38,845	18.0
	Ending Open	401	455	14	341	346	0	108	520	162	927	41	842	4	1,779	535	2,237	140	8,852	56,976	15.5
15th CARROLL	Beginning Open	0	33	3	0	0	0	0	19	0	41	1	133	0	156	0	81	30	497	2,546	19.5
	New Filed	0	6	1	22	30	0	6	0	10	16	1	6	0	0	45	169	21	333	1,880	17.7
	Reinstated	0	0	0	0	0	0	0	0	0	0	0	0	0	0	0	0	0	0	0	0.0
	Closed	0	5	0	7	7	0	2	6	2	18	0	14	0	24	1	160	6	252	2,037	12.4
	Ending Open	0	34	4	7	23	0	4	14	8	38	0	94	0	90	43	47	45	451	2,231	20.2

\* TOTAL OF ALL CASES IN ALL CATEGORIES: CIVIL, FAMILY, CRIMINAL, CONSERVATION & TRAFFIC, JUVENILE, AND OTHER

# CIVIL CASELOAD CONTINUED

CIRCUIT / COUNTY		ARBITRATION	CHANCERY	EMINENT DOMAIN	EVICTON	FORECLOSURE	GOVERNMENT CORPORATION	GUARDIANSHIP	LAW > \$50,000 (L)	LAW > \$50,000 (LA)	LAW < \$50,000	MENTAL HEALTH	MISCELLANEOUS REMEDY	MUNICIPAL CORPORATION	PROBATE (P)	PROBATE (PR)	SMALL CLAIM	TAX	TOTAL CIVIL CASES	TOTAL ALL CASES*	CIVIL CASES AS % OF ALL CASES
15th JO DAVIESS	Beginning Open	0	61	10	0	0	0	0	41	0	21	0	22	0	246	0	61	1	463	3,023	15.3
	New Filed	0	6	1	29	78	0	11	0	13	23	0	14	0	0	55	200	24	454	2,771	16.4
	Reinstated	0	0	0	0	0	0	0	0	0	0	0	0	0	0	0	0	0	0	0	0.0
	Closed	0	46	3	24	22	0	10	14	4	26	0	16	0	51	7	194	18	435	3,578	12.2
	Ending Open	0	21	8	5	56	0	0	27	9	19	0	19	0	44	48	73	7	336	2,131	15.8
15th LEE	Beginning Open	0	80	1	0	0	0	0	127	0	136	0	133	0	655	0	569	21	1,722	7,491	23.0
	New Filed	0	12	0	78	50	1	25	0	29	55	24	41	0	0	65	587	26	993	4,470	22.2
	Reinstated	0	0	0	0	0	0	0	0	0	0	0	0	0	1	0	1	0	2	4	50.0
	Closed	0	19	0	50	25	1	11	17	4	52	22	43	0	102	7	483	12	848	4,942	17.2
	Ending Open	0	24	0	28	25	0	14	69	25	61	2	130	0	182	57	619	35	1,271	5,425	23.4
15th OGLE	Beginning Open	0	23	0	0	0	0	0	75	0	38	0	28	1	438	0	141	4	748	11,056	6.8
	New Filed	0	8	0	116	79	1	31	0	41	57	8	30	0	0	77	421	38	907	6,982	13.0
	Reinstated	0	0	0	0	0	0	0	0	0	0	0	0	0	0	0	0	0	0	0	0.0
	Closed	0	26	0	85	45	0	17	31	3	64	8	38	0	98	8	428	22	873	7,644	11.4
	Ending Open	0	11	0	32	38	0	11	43	37	28	0	12	0	255	69	161	20	717	10,022	7.2
15th STEPHENSON	Beginning Open	0	39	0	0	0	0	0	73	0	44	0	24	0	542	0	135	6	863	6,619	13.0
	New Filed	0	3	0	258	74	0	37	0	35	57	1	31	0	0	101	631	32	1,260	7,157	17.6
	Reinstated	0	3	0	0	1	0	0	0	0	0	0	0	0	1	0	0	0	5	6	83.3
	Closed	0	23	0	214	24	0	18	32	6	72	0	61	0	84	14	549	27	1,124	7,873	14.3
	Ending Open	0	22	0	44	51	0	12	36	29	27	0	18	3	140	87	215	11	695	5,455	12.7
15th CIRCUIT TOTAL	Beginning Open	0	236	14	0	0	0	0	335	0	280	1	340	1	2,037	0	987	62	4,293	30,735	14.0
	New Filed	0	35	2	503	311	2	110	0	128	208	34	122	0	0	343	2,008	141	3,947	23,260	17.0
	Reinstated	0	3	0	0	1	0	0	0	0	0	0	0	0	2	0	1	0	7	10	70.0
	Closed	0	119	3	380	123	1	58	100	19	232	30	172	0	359	37	1,814	85	3,532	26,074	13.5
	Ending Open	0	112	12	116	193	0	41	189	108	173	2	273	3	711	304	1,115	118	3,470	25,264	13.7
16th KANE	Beginning Open	1,103	1,115	44	0	0	0	0	1,651	0	872	340	3,520	12	2,345	0	5,156	172	16,330	102,623	15.9
	New Filed	800	106	25	1,672	727	2	286	0	533	68	173	350	0	0	499	4,419	95	9,755	51,934	18.8
	Reinstated	64	39	0	33	10	0	1	12	6	23	0	20	0	7	0	292	0	507	2,348	21.6
	Closed	953	360	8	1,321	336	2	106	542	131	465	150	1,276	0	375	10	5,542	118	11,695	75,480	15.5
	Ending Open	361	227	30	384	401	0	181	596	408	53	58	2,565	0	2,767	489	1,819	22	10,361	52,178	19.9

\* TOTAL OF ALL CASES IN ALL CATEGORIES: CIVIL, FAMILY, CRIMINAL, CONSERVATION & TRAFFIC, JUVENILE, AND OTHER

# CIVIL CASELOAD CONTINUED

CIRCUIT / COUNTY		ARBITRATION	CHANCERY	EMINENT DOMAIN	EVICTON	FORECLOSURE	GOVERNMENT CORPORATION	GUARDIANSHIP	LAW > \$50,000 (L)	LAW > \$50,000 (LA)	LAW < \$50,000	MENTAL HEALTH	MISCELLANEOUS REMEDY	MUNICIPAL CORPORATION	PROBATE (P)	PROBATE (PR)	SMALL CLAIM	TAX	TOTAL CIVIL CASES	TOTAL ALL CASES*	CIVIL CASES AS % OF ALL CASES
16th CIRCUIT TOTAL	Beginning Open	1,103	1,115	44	0	0	0	0	1,651	0	872	340	3,520	12	2,345	0	5,156	172	16,330	102,623	15.9
	New Filed	800	106	25	1,672	727	2	286	0	533	68	173	350	0	499	4,419	95	9,755	51,934	18.8	
	Reinstated	64	39	0	33	10	0	1	12	6	23	0	20	0	7	0	292	0	507	2,348	21.6
	Closed	953	360	8	1,321	336	2	106	542	131	465	150	1,276	0	375	10	5,542	118	11,695	75,480	15.5
	Ending Open	361	227	30	384	401	0	181	596	408	53	58	2,565	0	2,767	489	1,819	22	10,361	52,178	19.9
17th BOONE	Beginning Open	32	61	0	0	0	0	0	68	0	26	0	11	0	248	0	197	2	645	12,755	5.1
	New Filed	54	17	0	89	97	0	24	0	23	21	0	22	0	0	62	404	19	832	5,846	14.2
	Reinstated	0	0	0	0	0	0	0	0	0	0	0	0	0	0	0	0	0	0	2	0.0
	Closed	57	47	0	80	28	0	10	31	5	43	0	25	0	53	11	478	13	881	6,957	12.7
	Ending Open	29	32	0	8	68	0	13	36	16	4	0	8	0	73	51	129	8	475	11,453	4.1
17th WINNEBAGO	Beginning Open	378	709	3	0	0	0	0	803	0	912	51	581	0	7,058	0	3,117	178	13,790	69,595	19.8
	New Filed	525	81	3	2,096	569	1	271	0	413	48	289	470	0	0	417	2,897	206	8,286	39,679	20.9
	Reinstated	18	0	0	25	0	0	0	7	1	12	2	4	0	10	4	61	1	145	176	82.4
	Closed	536	318	2	1,662	198	0	136	299	67	379	272	475	0	385	38	2,872	217	7,856	43,257	18.2
	Ending Open	339	213	3	444	371	0	135	455	347	393	68	388	0	5,227	382	3,198	95	12,058	61,815	19.5
17th CIRCUIT TOTAL	Beginning Open	410	770	3	0	0	0	0	871	0	938	51	592	0	7,306	0	3,314	180	14,435	82,350	17.5
	New Filed	579	98	3	2,185	666	1	295	0	436	69	289	492	0	0	479	3,301	225	9,118	45,525	20.0
	Reinstated	18	0	0	25	0	0	0	7	1	12	2	4	0	10	4	61	1	145	178	81.5
	Closed	593	365	2	1,742	226	0	146	330	72	422	272	500	0	438	49	3,350	230	8,737	50,214	17.4
	Ending Open	368	245	3	452	439	0	148	491	363	397	68	396	0	5,300	433	3,327	103	12,533	73,268	17.1
18th DUPAGE	Beginning Open	1,551	749	16	0	0	0	0	2,341	0	856	72	598	1	2,005	0	3,202	35	11,426	59,261	19.3
	New Filed	1,789	245	28	4,096	970	1	435	0	1,150	59	715	749	0	0	981	6,239	127	17,584	111,829	15.7
	Reinstated	77	26	0	39	10	0	1	107	12	23	0	7	0	35	0	121	0	458	833	55.0
	Closed	2,248	597	16	3,295	430	0	319	1,293	287	931	767	1,134	0	1,086	60	6,925	121	19,509	114,995	17.0
	Ending Open	1,178	425	28	840	550	1	117	1,189	875	47	20	286	1	982	921	2,639	48	10,147	100,038	10.1
18th CIRCUIT TOTAL	Beginning Open	1,551	749	16	0	0	0	0	2,341	0	856	72	598	1	2,005	0	3,202	35	11,426	59,261	19.3
	New Filed	1,789	245	28	4,096	970	1	435	0	1,150	59	715	749	0	0	981	6,239	127	17,584	111,829	15.7
	Reinstated	77	26	0	39	10	0	1	107	12	23	0	7	0	35	0	121	0	458	833	55.0
	Closed	2,248	597	16	3,295	430	0	319	1,293	287	931	767	1,134	0	1,086	60	6,925	121	19,509	114,995	17.0
	Ending Open	1,178	425	28	840	550	1	117	1,189	875	47	20	286	1	982	921	2,639	48	10,147	100,038	10.1

\* TOTAL OF ALL CASES IN ALL CATEGORIES: CIVIL, FAMILY, CRIMINAL, CONSERVATION & TRAFFIC, JUVENILE, AND OTHER

# CIVIL CASELOAD CONTINUED

CIRCUIT / COUNTY		ARBITRATION	CHANCERY	EMINENT DOMAIN	EVICTON	FORECLOSURE	GOVERNMENT CORPORATION	GUARDIANSHIP	LAW > \$50,000 (L)	LAW > \$50,000 (LA)	LAW < \$50,000	MENTAL HEALTH	MISCELLANEOUS REMEDY	MUNICIPAL CORPORATION	PROBATE (P)	PROBATE (PR)	SMALL CLAIM	TAX	TOTAL CIVIL CASES	TOTAL ALL CASES*	CIVIL CASES AS % OF ALL CASES
19th LAKE	Beginning Open	805	1,107	22	0	0	0	0	1,145	0	423	3	260	0	5,482	0	1,794	30	11,071	37,938	29.2
	New Filed	1,144	245	22	1,851	952	0	450	58	713	303	106	588	1	93	673	4,742	677	12,618	67,704	18.6
	Reinstated	75	34	2	43	9	0	3	47	9	53	1	16	0	75	5	769	7	1,148	3,850	29.8
	Closed	1,314	756	20	1,398	265	0	276	810	167	702	105	647	1	2,517	54	5,515	236	14,783	82,046	18.0
	Ending Open	710	630	26	496	696	0	177	440	555	75	5	217	0	3,133	624	1,790	478	10,052	27,452	36.6
19th CIRCUIT TOTAL	Beginning Open	805	1,107	22	0	0	0	0	1,145	0	423	3	260	0	5,482	0	1,794	30	11,071	37,938	29.2
	New Filed	1,144	245	22	1,851	952	0	450	58	713	303	106	588	1	93	673	4,742	677	12,618	67,704	18.6
	Reinstated	75	34	2	43	9	0	3	47	9	53	1	16	0	75	5	769	7	1,148	3,850	29.8
	Closed	1,314	756	20	1,398	265	0	276	810	167	702	105	647	1	2,517	54	5,515	236	14,783	82,046	18.0
	Ending Open	710	630	26	496	696	0	177	440	555	75	5	217	0	3,133	624	1,790	478	10,052	27,452	36.6
20th MONROE	Beginning Open	0	20	0	0	0	0	0	70	0	59	1	59	3	220	0	102	4	538	3,750	14.3
	New Filed	0	9	0	13	28	5	19	0	27	36	0	24	0	0	34	209	4	408	3,944	10.3
	Reinstated	0	0	0	0	0	0	0	1	0	1	0	0	0	0	0	7	0	9	9	100.0
	Closed	0	8	0	9	12	0	17	33	4	62	0	28	2	34	3	259	2	473	4,994	9.5
	Ending Open	0	21	0	4	16	5	2	38	23	36	1	52	0	54	31	59	4	346	2,519	13.7
20th PERRY	Beginning Open	0	96	0	0	0	0	0	114	0	141	3	661	0	646	0	157	75	1,893	3,787	50.0
	New Filed	0	2	2	40	33	0	18	0	14	30	2	15	0	0	35	150	40	381	1,739	21.9
	Reinstated	0	0	0	0	0	0	0	0	0	0	0	0	0	0	0	0	0	0	0	0.0
	Closed	0	9	0	30	11	0	3	28	1	37	0	10	0	29	4	184	28	374	2,304	16.2
	Ending Open	0	67	2	9	22	0	15	84	13	134	5	666	0	617	31	118	87	1,870	3,132	59.7
20th RANDOLPH	Beginning Open	0	27	0	0	0	0	0	72	0	85	19	174	1	800	0	183	12	1,373	3,198	42.9
	New Filed	0	14	3	87	43	0	20	0	32	26	211	39	0	0	66	217	41	799	3,392	23.6
	Reinstated	0	0	0	0	0	0	0	0	0	0	0	0	0	1	0	1	0	2	2	100.0
	Closed	0	16	2	68	23	0	8	26	3	60	206	32	0	86	16	255	27	828	3,249	25.5
	Ending Open	0	22	1	19	20	0	10	38	29	33	15	99	1	420	49	102	25	883	2,706	32.6
20th ST. CLAIR	Beginning Open	363	329	3	0	0	0	0	3,110	0	544	65	251	2	1,280	0	1,920	346	8,213	122,140	6.7
	New Filed	473	88	2	1,894	431	1	300	0	1,121	101	64	260	0	0	470	2,295	173	7,673	39,452	19.4
	Reinstated	10	0	0	0	0	0	0	5	0	2	0	0	0	8	0	20	0	45	53	84.9
	Closed	468	169	1	1,368	71	0	155	663	102	391	81	189	1	545	38	2,658	1	6,901	36,096	19.1
	Ending Open	382	270	4	545	369	1	145	2,479	1,020	210	48	321	1	743	432	1,615	517	9,102	95,390	9.5

\* TOTAL OF ALL CASES IN ALL CATEGORIES: CIVIL, FAMILY, CRIMINAL, CONSERVATION & TRAFFIC, JUVENILE, AND OTHER

# CIVIL CASELOAD CONTINUED

CIRCUIT / COUNTY		ARBITRATION	CHANCERY	EMINENT DOMAIN	EVICTON	FORECLOSURE	GOVERNMENT CORPORATION	GUARDIANSHIP	LAW > \$50,000 (L)	LAW > \$50,000 (LA)	LAW < \$50,000	MENTAL HEALTH	MISCELLANEOUS REMEDY	MUNICIPAL CORPORATION	PROBATE (P)	PROBATE (PR)	SMALL CLAIM	TAX	TOTAL CIVIL CASES	TOTAL ALL CASES*	CIVIL CASES AS % OF ALL CASES
20th WASHINGTON	Beginning Open	0	39	0	0	0	0	0	45	0	52	1	49	0	266	0	93	24	569	3,145	18.1
	New Filed	0	4	0	15	27	0	6	0	9	15	1	14	0	0	35	59	15	200	1,372	14.6
	Reinstated	0	0	0	0	0	0	0	0	0	0	0	0	0	0	0	0	0	0	0	0.0
	Closed	0	16	0	13	6	0	3	14	2	17	0	9	0	35	3	99	12	229	1,453	15.8
	Ending Open	0	27	0	2	21	0	3	28	7	50	1	52	0	149	32	53	27	452	2,772	16.3
20th CIRCUIT TOTAL	Beginning Open	363	511	3	0	0	0	0	3,411	0	881	89	1,194	6	3,212	0	2,455	461	12,586	136,020	9.3
	New Filed	473	117	7	2,049	562	6	363	0	1,203	208	278	352	0	0	640	2,930	273	9,461	49,899	19.0
	Reinstated	10	0	0	0	0	0	0	6	0	3	0	0	0	9	0	28	0	56	64	87.5
	Closed	468	218	3	1,488	123	0	186	764	112	567	287	268	3	729	64	3,455	70	8,805	48,096	18.3
	Ending Open	382	407	7	579	448	6	175	2,667	1,092	463	70	1,190	2	1,983	575	1,947	660	12,653	106,519	11.9
21st IROQUOIS	Beginning Open	0	73	1	0	0	0	0	83	0	117	2	64	0	526	0	453	54	1,373	11,322	12.1
	New Filed	0	4	0	72	38	91	23	0	21	29	0	22	0	0	101	192	38	631	3,218	19.6
	Reinstated	0	0	0	0	0	0	0	0	0	0	0	0	0	0	0	0	0	0	0	0.0
	Closed	0	8	0	54	18	91	3	7	3	48	0	20	0	68	6	204	35	565	3,507	16.1
	Ending Open	0	69	1	18	20	0	20	75	18	99	2	51	0	324	96	448	57	1,298	10,759	12.1
21st KANKAKEE	Beginning Open	0	391	1	0	0	0	0	458	0	716	96	1,168	2	1,433	0	2,203	124	6,592	32,496	20.3
	New Filed	0	90	2	663	175	0	144	0	103	194	134	85	0	0	211	1,256	173	3,230	14,599	22.1
	Reinstated	0	0	0	0	0	0	0	0	0	0	0	0	0	0	0	0	0	0	0	0.0
	Closed	0	42	1	330	13	0	27	109	17	236	109	66	0	187	7	847	82	2,073	13,343	15.5
	Ending Open	0	439	2	333	162	0	117	349	86	674	121	1,187	2	1,246	204	2,612	215	7,749	33,752	23.0
21st CIRCUIT TOTAL	Beginning Open	0	464	2	0	0	0	0	541	0	833	98	1,232	2	1,959	0	2,656	178	7,965	43,818	18.2
	New Filed	0	94	2	735	213	91	167	0	124	223	134	107	0	0	312	1,448	211	3,861	17,817	21.7
	Reinstated	0	0	0	0	0	0	0	0	0	0	0	0	0	0	0	0	0	0	0	0.0
	Closed	0	50	1	384	31	91	30	116	20	284	109	86	0	255	13	1,051	117	2,638	16,850	15.7
	Ending Open	0	508	3	351	182	0	137	424	104	773	123	1,238	2	1,570	300	3,060	272	9,047	44,511	20.3
22nd MCHENRY	Beginning Open	226	331	1	0	0	0	0	589	0	121	1	733	0	596	0	867	1	3,466	16,876	20.5
	New Filed	519	87	123	625	528	1	156	0	321	27	23	230	0	0	313	2,443	93	5,489	38,747	14.2
	Reinstated	10	9	0	24	8	0	6	19	8	4	0	5	0	0	0	70	1	164	690	23.8
	Closed	538	265	25	536	234	0	132	318	103	139	24	320	0	342	29	2,519	89	5,613	41,725	13.5
	Ending Open	223	166	99	116	302	1	30	310	226	14	0	647	0	253	284	869	7	3,547	14,545	24.4

\* TOTAL OF ALL CASES IN ALL CATEGORIES: CIVIL, FAMILY, CRIMINAL, CONSERVATION & TRAFFIC, JUVENILE, AND OTHER

# CIVIL CASELOAD CONTINUED

CIRCUIT / COUNTY		ARBITRATION	CHANCERY	EMINENT DOMAIN	EVICTON	FORECLOSURE	GOVERNMENT CORPORATION	GUARDIANSHIP	LAW > \$50,000 (L)	LAW > \$50,000 (LA)	LAW < \$50,000	MENTAL HEALTH	MISCELLANEOUS REMEDY	MUNICIPAL CORPORATION	PROBATE (P)	PROBATE (PR)	SMALL CLAIM	TAX	TOTAL CIVIL CASES	TOTAL ALL CASES*	CIVIL CASES AS % OF ALL CASES
22nd CIRCUIT TOTAL	Beginning Open	226	331	1	0	0	0	0	589	0	121	1	733	0	596	0	867	1	3,466	16,876	20.5
	New Filed	519	87	123	625	528	1	156	0	321	27	23	230	0	0	313	2,443	93	5,489	38,747	14.2
	Reinstated	10	9	0	24	8	0	6	19	8	4	0	5	0	0	0	70	1	164	690	23.8
	Closed	538	265	25	536	234	0	132	318	103	139	24	320	0	342	29	2,519	89	5,613	41,725	13.5
	Ending Open	223	166	99	116	302	1	30	310	226	14	0	647	0	253	284	869	7	3,547	14,545	24.4
23rd DEKALB	Beginning Open	0	59	0	0	0	0	0	160	0	210	0	78	0	548	0	359	4	1,418	12,665	11.2
	New Filed	0	26	1	930	122	2	74	0	77	135	3	106	0	0	96	803	37	2,412	11,969	20.2
	Reinstated	0	9	0	7	12	0	0	4	2	7	0	1	0	1	0	40	0	83	120	69.2
	Closed	0	66	1	785	53	0	65	85	28	227	3	129	0	114	14	832	33	2,435	13,731	17.7
	Ending Open	0	28	0	135	74	2	9	77	51	118	0	50	0	99	82	349	9	1,083	10,249	10.6
23rd KENDALL	Beginning Open	0	238	8	0	0	0	0	189	0	225	0	157	4	560	0	564	12	1,957	9,158	21.4
	New Filed	0	26	32	458	275	0	70	0	120	215	4	78	0	0	111	1,186	31	2,606	10,485	24.9
	Reinstated	0	12	0	8	2	0	0	10	2	25	0	3	0	5	0	85	0	152	185	82.2
	Closed	0	127	9	360	112	0	60	117	31	372	4	86	7	141	16	1,550	32	3,024	11,547	26.2
	Ending Open	0	156	32	106	163	0	11	85	89	124	0	141	0	136	95	511	9	1,658	8,685	19.1
23rd CIRCUIT TOTAL	Beginning Open	0	297	8	0	0	0	0	349	0	435	0	235	4	1,108	0	923	16	3,375	21,823	15.5
	New Filed	0	52	33	1,388	397	2	144	0	197	350	7	184	0	0	207	1,989	68	5,018	22,454	22.3
	Reinstated	0	21	0	15	14	0	0	14	4	32	0	4	0	6	0	125	0	235	305	77.0
	Closed	0	193	10	1,145	165	0	125	202	59	599	7	215	7	255	30	2,382	65	5,459	25,278	21.6
	Ending Open	0	184	32	241	237	2	20	162	140	242	0	191	0	235	177	860	18	2,741	18,934	14.5
DOWNSTATE TOTAL	Beginning Open	6,316	18,665	292	0	0	0	0	31,769	0	33,464	2,085	38,476	299	84,650	0	82,913	7,494	306,423	1,409,471	21.7
	New Filed	7,420	2,156	303	33,091	11,492	229	5,575	58	10,015	5,381	4,341	7,644	1	93	12,224	67,259	6,714	173,996	946,557	18.4
	Reinstated	308	182	4	266	56	0	12	407	91	240	4	79	0	194	12	1,931	10	3,796	13,483	28.2
	Closed	8,519	6,019	153	24,395	3,869	111	2,712	9,399	1,735	11,486	4,204	10,074	20	13,703	1,455	73,564	4,414	175,832	1,049,758	16.7
	Ending Open	4,812	13,650	441	8,821	7,664	79	2,731	22,565	8,362	29,287	1,878	37,535	309	53,165	10,694	76,027	9,289	287,309	1,412,664	20.3
COOK **	Beginning Open	14	2,611	239	4,194	6,111	5	4,729	12,876	0	34,732	49	4,174	49	5,875	0	5,059	11,798	92,515	153,927	60.1
	New Filed	17	2,640	252	29,574	8,974	4	2,521	0	11,362	54,544	4,935	15,191	0	0	6,046	4,862	9,329	150,251	481,944	31.2
	Reinstated	2	158	2	904	67	0	47	275	1,017	2,768	0	498	0	0	148	2,944	7	8,837	68,818	12.8
	Closed	12	2,303	134	22,885	7,899	0	1,394	5,055	6,524	42,582	4,578	7,539	0	434	4,042	2,344	1,714	109,439	395,285	27.7
	Ending Open	21	3,106	359	11,787	7,253	9	5,903	8,096	5,855	49,462	406	12,324	49	5,441	2,152	10,521	19,420	142,164	309,404	45.9
STATE TOTAL	Beginning Open	6,330	21,276	531	4,194	6,111	5	4,729	44,645	0	68,196	2,134	42,650	348	90,525	0	87,972	19,292	398,938	1,563,398	25.5
	New Filed	7,437	4,796	555	62,665	20,466	233	8,096	58	21,377	59,925	9,276	22,835	1	93	18,270	72,121	16,043	324,247	1,428,501	22.7
	Reinstated	310	340	6	1,170	123	0	59	682	1,108	3,008	4	577	0	194	160	4,875	17	12,633	82,301	15.3
	Closed	8,531	8,322	287	47,280	11,768	111	4,106	14,454	8,259	54,068	8,782	17,613	20	14,137	5,497	75,908	6,128	285,271	1,445,043	19.7
	Ending Open	4,833	16,756	800	20,608	14,917	88	8,634	30,661	14,217	78,749	2,284	49,859	358	58,606	12,846	86,548	28,709	429,473	1,722,068	24.9

\* TOTAL OF ALL CASES IN ALL CATEGORIES: CIVIL, FAMILY, CRIMINAL, CONSERVATION & TRAFFIC, JUVENILE, AND OTHER

\*\*Due to changes in Cook County's case management system, there are variances in the number of cases being reported as open on January 1, 2022, when compared to the number of cases reported as open on December 31, 2021. There will also be noticeable differences in the number of cases filed and closed in 2022 when compared to prior years.



# FAMILY CASELOAD STATISTICS BY COUNTY

## CIRCUIT COURTS - CALENDAR YEAR 2022

CIRCUIT / COUNTY		ADOPTION	DISSOLUTION OF MARRIAGE (D)	DISSOLUTION WITH CHILDREN	DISSOLUTION WITHOUT CHILDREN	FAMILY (F)	FAMILY (FA)	TOTAL FAMILY CASES	TOTAL ALL CASES*	FAMILY CASES AS % OF ALL CASES
1st ALEXANDER	Beginning Open	44	178	0	0	708	0	930	38,363	2.4
	New Filed	3	0	5	9	0	28	45	2,137	2.1
	Reinstated	0	0	0	0	0	0	0	0	0.0
	Closed	2	6	0	4	12	6	30	2,492	1.2
	Ending Open	45	172	5	5	693	22	942	37,000	2.5
1st JACKSON	Beginning Open	9	120	0	0	86	0	215	4,418	4.9
	New Filed	6	0	64	95	0	117	282	6,771	4.2
	Reinstated	0	8	0	1	15	2	26	37	70.3
	Closed	10	88	24	56	81	56	315	7,226	4.4
	Ending Open	4	38	39	36	19	62	198	3,593	5.5
1st JOHNSON	Beginning Open	10	37	0	0	50	0	97	8,849	1.1
	New Filed	4	0	26	25	0	15	70	3,272	2.1
	Reinstated	0	0	0	0	0	0	0	0	0.0
	Closed	5	24	12	16	6	8	71	4,261	1.7
	Ending Open	8	14	14	9	31	7	83	8,098	1.0
1st MASSAC	Beginning Open	42	152	0	0	190	0	384	6,655	5.8
	New Filed	3	0	19	44	0	29	95	5,646	1.7
	Reinstated	0	0	0	0	0	0	0	0	0.0
	Closed	3	12	8	24	4	2	53	6,044	0.9
	Ending Open	42	144	11	20	189	29	435	5,897	7.4
1st POPE	Beginning Open	0	13	0	0	22	0	35	682	5.1
	New Filed	0	0	7	4	0	4	15	562	2.7
	Reinstated	0	0	0	0	0	0	0	0	0.0
	Closed	0	0	3	1	0	2	6	501	1.2
	Ending Open	0	12	4	3	23	2	44	727	6.1
1st PULASKI	Beginning Open	8	155	0	0	307	0	470	62,901	0.7
	New Filed	0	0	6	13	0	16	35	7,774	0.5
	Reinstated	0	0	0	0	0	0	0	0	0.0
	Closed	0	7	2	6	5	8	28	8,224	0.3
	Ending Open	8	126	3	7	231	8	383	62,250	0.6

\* TOTAL OF ALL CASES IN ALL CATEGORIES: CIVIL, FAMILY, CRIMINAL, CONSERVATION & TRAFFIC, JUVENILE, AND OTHER

# FAMILY CASELOAD CONTINUED

CIRCUIT / COUNTY		ADOPTION	DISSOLUTION OF MARRIAGE (D)	DISSOLUTION WITH CHILDREN	DISSOLUTION WITHOUT CHILDREN	FAMILY (F)	FAMILY (FA)	TOTAL FAMILY CASES	TOTAL ALL CASES*	FAMILY CASES AS % OF ALL CASES
1st SALINE	Beginning Open	10	104	0	0	139	0	253	5,944	4.3
	New Filed	18	0	49	84	0	38	189	3,881	4.9
	Reinstated	0	0	0	0	0	0	0	2	0.0
	Closed	20	83	26	55	63	12	259	4,863	5.3
	Ending Open	8	23	24	29	75	22	181	3,711	4.9
1st UNION	Beginning Open	2	38	0	0	38	0	78	2,020	3.9
	New Filed	7	0	28	45	0	28	108	2,592	4.2
	Reinstated	0	0	0	0	0	0	0	0	0.0
	Closed	7	29	15	38	30	18	137	2,863	4.8
	Ending Open	2	12	13	8	9	10	54	1,714	3.2
1st WILLIAMSON	Beginning Open	23	194	0	0	103	0	320	10,982	2.9
	New Filed	85	0	160	169	0	151	565	14,011	4.0
	Reinstated	0	2	0	0	1	0	3	11	27.3
	Closed	91	153	84	109	101	88	626	17,101	3.7
	Ending Open	8	67	76	60	23	58	292	7,695	3.8
1st CIRCUIT TOTAL	Beginning Open	148	991	0	0	1,643	0	2,782	140,814	2.0
	New Filed	126	0	364	488	0	426	1,404	46,646	3.0
	Reinstated	0	10	0	1	16	2	29	50	58.0
	Closed	138	402	174	309	302	200	1,525	53,575	2.8
	Ending Open	125	608	189	177	1,293	220	2,612	130,685	2.0
2nd CRAWFORD	Beginning Open	19	119	0	0	100	0	238	3,541	6.7
	New Filed	7	0	34	46	0	29	116	1,878	6.2
	Reinstated	0	0	0	0	0	0	0	7	0.0
	Closed	3	16	21	31	20	14	105	1,802	5.8
	Ending Open	23	107	14	15	84	16	259	3,599	7.2
2nd EDWARDS	Beginning Open	3	21	0	0	14	0	38	625	6.1
	New Filed	4	0	18	12	0	4	38	638	6.0
	Reinstated	0	0	0	0	0	0	0	0	0.0
	Closed	4	11	11	4	3	1	34	720	4.7
	Ending Open	3	13	7	8	12	2	45	493	9.1

\* TOTAL OF ALL CASES IN ALL CATEGORIES: CIVIL, FAMILY, CRIMINAL, CONSERVATION & TRAFFIC, JUVENILE, AND OTHER

# FAMILY CASELOAD CONTINUED

CIRCUIT / COUNTY		ADOPTION	DISSOLUTION OF MARRIAGE (D)	DISSOLUTION WITH CHILDREN	DISSOLUTION WITHOUT CHILDREN	FAMILY (F)	FAMILY (FA)	TOTAL FAMILY CASES	TOTAL ALL CASES*	FAMILY CASES AS % OF ALL CASES
2nd FRANKLIN	Beginning Open	167	391	0	0	948	0	1,506	14,274	10.6
	New Filed	11	0	78	92	0	120	301	5,072	5.9
	Reinstated	0	0	0	0	0	0	0	0	0.0
	Closed	8	50	37	49	135	23	302	5,245	5.8
	Ending Open	18	49	37	39	79	79	301	8,212	3.7
2nd GALLATIN	Beginning Open	11	82	0	0	80	0	173	1,560	11.1
	New Filed	20	0	12	13	0	11	56	794	7.1
	Reinstated	0	0	0	0	0	0	0	0	0.0
	Closed	8	7	9	9	3	2	38	789	4.8
	Ending Open	22	76	3	4	78	9	192	1,533	12.5
2nd HAMILTON	Beginning Open	2	12	0	0	11	0	25	796	3.1
	New Filed	5	0	27	30	0	15	77	1,138	6.8
	Reinstated	0	0	0	0	0	0	0	0	0.0
	Closed	3	6	14	17	3	7	50	1,104	4.5
	Ending Open	4	8	12	13	9	8	54	805	6.7
2nd HARDIN	Beginning Open	14	18	0	0	62	0	94	775	12.1
	New Filed	2	0	7	13	0	1	23	468	4.9
	Reinstated	0	0	0	0	0	0	0	0	0.0
	Closed	2	5	1	10	14	1	33	649	5.1
	Ending Open	1	4	6	3	4	0	18	228	7.9
2nd JEFFERSON	Beginning Open	81	871	0	0	437	0	1,389	10,770	12.9
	New Filed	58	0	72	101	0	110	341	4,336	7.9
	Reinstated	0	2	2	1	0	1	6	28	21.4
	Closed	57	45	41	71	35	40	289	4,372	6.6
	Ending Open	74	1,078	30	29	407	53	1,671	10,793	15.5
2nd LAWRENCE	Beginning Open	15	81	0	0	80	0	176	2,328	7.6
	New Filed	4	0	20	38	0	33	95	1,500	6.3
	Reinstated	0	0	0	0	0	0	0	0	0.0
	Closed	0	19	14	20	0	13	66	1,375	4.8
	Ending Open	17	64	6	17	92	16	212	2,743	7.7

\* TOTAL OF ALL CASES IN ALL CATEGORIES: CIVIL, FAMILY, CRIMINAL, CONSERVATION & TRAFFIC, JUVENILE, AND OTHER

# FAMILY CASELOAD CONTINUED

CIRCUIT / COUNTY		ADOPTION	DISSOLUTION OF MARRIAGE (D)	DISSOLUTION WITH CHILDREN	DISSOLUTION WITHOUT CHILDREN	FAMILY (F)	FAMILY (FA)	TOTAL FAMILY CASES	TOTAL ALL CASES*	FAMILY CASES AS % OF ALL CASES
2nd RICHLAND	Beginning Open	4	38	0	0	29	0	71	1,610	4.4
	New Filed	21	0	28	29	0	29	107	1,932	5.5
	Reinstated	0	0	0	0	0	0	0	0	0.0
	Closed	19	26	14	18	14	15	106	2,075	5.1
	Ending Open	6	19	14	11	22	14	86	1,431	6.0
2nd WABASH	Beginning Open	19	82	0	0	131	0	232	2,596	8.9
	New Filed	2	0	23	24	0	12	61	1,115	5.5
	Reinstated	0	0	0	0	0	0	0	0	0.0
	Closed	2	9	12	19	0	4	46	1,001	4.6
	Ending Open	19	78	11	5	135	8	256	2,712	9.4
2nd WAYNE	Beginning Open	16	40	0	0	18	0	74	5,489	1.3
	New Filed	4	0	33	34	0	18	89	2,099	4.2
	Reinstated	0	0	0	0	1	0	1	1	100.0
	Closed	3	22	23	25	5	9	87	2,529	3.4
	Ending Open	17	24	10	9	15	9	84	4,924	1.7
2nd WHITE	Beginning Open	15	58	0	0	85	0	158	6,673	2.4
	New Filed	3	0	27	40	0	30	100	2,528	4.0
	Reinstated	0	0	0	0	0	0	0	2	0.0
	Closed	6	16	16	25	19	19	101	2,658	3.8
	Ending Open	11	42	12	15	66	11	157	6,551	2.4
2nd CIRCUIT TOTAL	Beginning Open	366	1,813	0	0	1,995	0	4,174	51,037	8.2
	New Filed	141	0	379	472	0	412	1,404	23,498	6.0
	Reinstated	0	2	2	1	1	1	7	38	18.4
	Closed	115	232	213	298	251	148	1,257	24,319	5.2
	Ending Open	215	1,562	162	168	1,003	225	3,335	44,024	7.6
3rd BOND	Beginning Open	11	278	0	0	392	0	681	11,037	6.2
	New Filed	15	0	29	39	0	31	114	3,008	3.8
	Reinstated	0	0	0	0	0	0	0	0	0.0
	Closed	12	30	14	24	3	12	95	3,083	3.1
	Ending Open	14	256	14	14	370	13	681	10,766	6.3

\* TOTAL OF ALL CASES IN ALL CATEGORIES: CIVIL, FAMILY, CRIMINAL, CONSERVATION & TRAFFIC, JUVENILE, AND OTHER

# FAMILY CASELOAD CONTINUED

CIRCUIT / COUNTY		ADOPTION	DISSOLUTION OF MARRIAGE (D)	DISSOLUTION WITH CHILDREN	DISSOLUTION WITHOUT CHILDREN	FAMILY (F)	FAMILY (FA)	TOTAL FAMILY CASES	TOTAL ALL CASES*	FAMILY CASES AS % OF ALL CASES
3rd MADISON	Beginning Open	54	531	0	0	519	0	1,104	71,097	1.6
	New Filed	143	0	400	527	0	569	1,639	39,467	4.2
	Reinstated	0	4	2	4	12	11	33	373	8.8
	Closed	112	421	242	363	441	305	1,884	50,110	3.8
	Ending Open	85	109	158	165	88	266	871	59,374	1.5
3rd CIRCUIT TOTAL	Beginning Open	65	809	0	0	911	0	1,785	82,134	2.2
	New Filed	158	0	429	566	0	600	1,753	42,475	4.1
	Reinstated	0	4	2	4	12	11	33	373	8.8
	Closed	124	451	256	387	444	317	1,979	53,193	3.7
	Ending Open	99	365	172	179	458	279	1,552	70,140	2.2
4th CHRISTIAN	Beginning Open	16	194	0	0	635	0	845	5,860	14.4
	New Filed	21	0	56	66	0	50	193	4,011	4.8
	Reinstated	0	0	0	0	0	0	0	21	0.0
	Closed	22	98	29	28	69	14	260	4,623	5.6
	Ending Open	5	37	28	38	375	35	518	4,438	11.7
4th CLAY	Beginning Open	5	58	0	0	45	0	108	946	11.4
	New Filed	6	0	24	30	0	35	95	1,402	6.8
	Reinstated	0	0	0	0	0	0	0	0	0.0
	Closed	7	22	12	16	9	13	79	1,374	5.7
	Ending Open	4	40	12	14	40	22	132	961	13.7
4th CLINTON	Beginning Open	9	226	0	0	168	0	403	3,768	10.7
	New Filed	12	0	35	38	0	35	120	3,184	3.8
	Reinstated	0	0	0	0	0	0	0	0	0.0
	Closed	11	39	17	19	4	7	97	3,067	3.2
	Ending Open	10	191	19	19	167	28	434	3,428	12.7
4th EFFINGHAM	Beginning Open	8	69	0	0	44	0	121	10,157	1.2
	New Filed	13	0	55	49	0	48	165	5,014	3.3
	Reinstated	0	0	0	0	0	0	0	5	0.0
	Closed	14	44	29	26	41	24	178	5,229	3.4
	Ending Open	7	27	26	23	12	24	119	9,578	1.2

\* TOTAL OF ALL CASES IN ALL CATEGORIES: CIVIL, FAMILY, CRIMINAL, CONSERVATION & TRAFFIC, JUVENILE, AND OTHER

# FAMILY CASELOAD CONTINUED

CIRCUIT / COUNTY		ADOPTION	DISSOLUTION OF MARRIAGE (D)	DISSOLUTION WITH CHILDREN	DISSOLUTION WITHOUT CHILDREN	FAMILY (F)	FAMILY (FA)	TOTAL FAMILY CASES	TOTAL ALL CASES*	FAMILY CASES AS % OF ALL CASES
4th FAYETTE	Beginning Open	7	125	0	0	69	0	201	5,487	3.7
	New Filed	12	0	52	45	0	29	138	3,253	4.2
	Reinstated	0	0	0	1	0	0	1	2	50.0
	Closed	11	41	27	34	37	15	165	3,306	5.0
	Ending Open	10	76	25	12	33	14	170	5,166	3.3
4th JASPER	Beginning Open	5	52	0	0	41	0	98	1,094	9.0
	New Filed	1	0	11	11	0	6	29	932	3.1
	Reinstated	0	0	0	0	0	0	0	0	0.0
	Closed	0	12	7	6	7	2	34	848	4.0
	Ending Open	6	27	4	5	29	4	75	1,075	7.0
4th MARION	Beginning Open	16	95	0	0	66	0	177	5,129	3.5
	New Filed	21	0	78	83	0	105	287	5,519	5.2
	Reinstated	0	2	0	0	3	1	6	13	46.2
	Closed	23	77	37	53	62	65	317	5,723	5.5
	Ending Open	14	27	41	30	25	42	179	4,369	4.1
4th MONTGOMERY	Beginning Open	15	120	0	0	158	0	293	8,980	3.3
	New Filed	25	0	42	64	0	54	185	6,439	2.9
	Reinstated	0	0	0	0	0	0	0	4	0.0
	Closed	14	48	14	36	48	23	183	6,770	2.7
	Ending Open	20	51	26	28	27	31	183	7,723	2.4
4th SHELBY	Beginning Open	7	66	0	0	41	0	114	1,723	6.6
	New Filed	9	0	30	26	0	31	96	1,634	5.9
	Reinstated	0	0	0	0	0	0	0	0	0.0
	Closed	12	43	15	16	19	12	117	1,782	6.6
	Ending Open	2	9	14	10	3	12	50	1,403	3.6
4th CIRCUIT TOTAL	Beginning Open	88	1,005	0	0	1,267	0	2,360	43,144	5.5
	New Filed	120	0	383	412	0	393	1,308	31,388	4.2
	Reinstated	0	2	0	1	3	1	7	45	15.6
	Closed	114	424	187	234	296	175	1,430	32,722	4.4
	Ending Open	78	485	195	179	711	212	1,860	38,141	4.9

\* TOTAL OF ALL CASES IN ALL CATEGORIES: CIVIL, FAMILY, CRIMINAL, CONSERVATION & TRAFFIC, JUVENILE, AND OTHER

# FAMILY CASELOAD CONTINUED

CIRCUIT / COUNTY		ADOPTION	DISSOLUTION OF MARRIAGE (D)	DISSOLUTION WITH CHILDREN	DISSOLUTION WITHOUT CHILDREN	FAMILY (F)	FAMILY (FA)	TOTAL FAMILY CASES	TOTAL ALL CASES*	FAMILY CASES AS % OF ALL CASES
5th CLARK	Beginning Open	12	70	0	0	98	0	180	3,739	4.8
	New Filed	4	0	19	29	0	24	76	2,057	3.7
	Reinstated	0	0	0	0	0	0	0	1	0.0
	Closed	4	16	8	18	33	8	87	2,014	4.3
	Ending Open	12	56	11	11	61	16	167	3,735	4.5
5th COLES	Beginning Open	480	787	0	0	1,394	0	2,661	25,267	10.5
	New Filed	86	0	91	102	0	133	412	7,220	5.7
	Reinstated	0	0	0	0	0	0	0	0	0.0
	Closed	41	38	41	59	2	1	182	6,804	2.7
	Ending Open	251	750	50	43	1,394	132	2,620	23,267	11.3
5th CUMBERLAND	Beginning Open	37	177	0	0	176	0	390	5,140	7.6
	New Filed	4	0	17	20	0	9	50	1,490	3.4
	Reinstated	0	0	0	0	0	0	0	0	0.0
	Closed	2	5	3	7	2	1	20	1,462	1.4
	Ending Open	39	172	13	10	174	8	416	4,972	8.4
5th EDGAR	Beginning Open	18	62	0	0	59	0	139	4,970	2.8
	New Filed	9	0	19	41	0	34	103	2,121	4.9
	Reinstated	0	0	0	0	0	0	0	0	0.0
	Closed	6	23	9	24	3	2	67	1,988	3.4
	Ending Open	21	40	10	16	52	32	171	4,370	3.9
5th VERMILION	Beginning Open	140	1,355	0	0	1,831	0	3,326	33,137	10.0
	New Filed	29	0	109	121	0	184	443	10,542	4.2
	Reinstated	0	0	0	0	1	0	1	129	0.8
	Closed	12	1,457	38	57	85	47	1,696	12,726	13.3
	Ending Open	101	178	71	62	354	92	858	22,098	3.9
5th CIRCUIT TOTAL	Beginning Open	687	2,451	0	0	3,558	0	6,696	72,253	9.3
	New Filed	132	0	255	313	0	384	1,084	23,430	4.6
	Reinstated	0	0	0	0	1	0	1	130	0.8
	Closed	65	1,539	99	165	125	59	2,052	24,994	8.2
	Ending Open	424	1,196	155	142	2,035	280	4,232	58,442	7.2

\* TOTAL OF ALL CASES IN ALL CATEGORIES: CIVIL, FAMILY, CRIMINAL, CONSERVATION & TRAFFIC, JUVENILE, AND OTHER

# FAMILY CASELOAD CONTINUED

CIRCUIT / COUNTY		ADOPTION	DISSOLUTION OF MARRIAGE (D)	DISSOLUTION WITH CHILDREN	DISSOLUTION WITHOUT CHILDREN	FAMILY (F)	FAMILY (FA)	TOTAL FAMILY CASES	TOTAL ALL CASES*	FAMILY CASES AS % OF ALL CASES
6th CHAMPAIGN	Beginning Open	78	1,549	0	0	4,248	0	5,875	30,488	19.3
	New Filed	69	0	240	282	0	373	964	22,154	4.4
	Reinstated	0	1	0	0	0	0	1	189	0.5
	Closed	54	248	81	137	159	53	732	19,395	3.8
	Ending Open	183	1,951	159	145	5,726	320	8,484	192,006	4.4
6th DEWITT	Beginning Open	10	44	0	0	36	0	90	3,051	2.9
	New Filed	5	0	27	29	0	19	80	2,022	4.0
	Reinstated	0	0	0	0	0	0	0	39	0.0
	Closed	1	27	9	12	5	3	57	1,986	2.9
	Ending Open	14	31	18	17	36	16	132	2,884	4.6
6th DOUGLAS	Beginning Open	7	76	0	0	45	0	128	3,503	3.7
	New Filed	4	0	26	22	0	23	75	2,216	3.4
	Reinstated	0	0	0	0	0	0	0	15	0.0
	Closed	2	28	4	9	7	5	55	2,588	2.1
	Ending Open	8	21	21	12	23	18	103	2,981	3.5
6th MACON	Beginning Open	53	569	0	0	1,263	0	1,885	18,282	10.3
	New Filed	68	0	153	196	0	392	809	15,630	5.2
	Reinstated	0	0	0	0	1	0	1	10	10.0
	Closed	63	129	46	90	123	118	569	16,156	3.5
	Ending Open	58	400	107	106	1,229	274	2,174	16,151	13.5
6th MOULTRIE	Beginning Open	2	36	0	0	24	0	62	1,199	5.2
	New Filed	3	0	22	18	0	14	57	1,096	5.2
	Reinstated	0	2	0	0	0	0	2	4	50.0
	Closed	2	18	7	6	6	9	48	1,191	4.0
	Ending Open	1	11	15	12	12	5	56	938	6.0
6th PIATT	Beginning Open	8	219	0	0	230	0	457	3,219	14.2
	New Filed	5	0	32	12	0	20	69	1,415	4.9
	Reinstated	0	0	0	0	0	0	0	0	0.0
	Closed	3	9	15	7	1	0	35	1,513	2.3
	Ending Open	10	241	17	5	228	20	521	2,995	17.4

\* TOTAL OF ALL CASES IN ALL CATEGORIES: CIVIL, FAMILY, CRIMINAL, CONSERVATION & TRAFFIC, JUVENILE, AND OTHER



# FAMILY CASELOAD CONTINUED

CIRCUIT / COUNTY		ADOPTION	DISSOLUTION OF MARRIAGE (D)	DISSOLUTION WITH CHILDREN	DISSOLUTION WITHOUT CHILDREN	FAMILY (F)	FAMILY (FA)	TOTAL FAMILY CASES	TOTAL ALL CASES*	FAMILY CASES AS % OF ALL CASES
6th CIRCUIT TOTAL	Beginning Open	158	2,493	0	0	5,846	0	8,497	59,742	14.2
	New Filed	154	0	500	559	0	841	2,054	44,533	4.6
	Reinstated	0	3	0	0	1	0	4	257	1.6
	Closed	125	459	162	261	301	188	1,496	42,829	3.5
	Ending Open	274	2,655	337	297	7,254	653	11,470	217,955	5.3
7th GREENE	Beginning Open	0	26	0	0	24	0	50	1,031	4.8
	New Filed	4	0	22	24	0	16	66	1,367	4.8
	Reinstated	0	0	0	0	0	0	0	6	0.0
	Closed	4	21	16	16	14	3	74	1,578	4.7
	Ending Open	0	6	6	8	3	13	36	814	4.4
7th JERSEY	Beginning Open	9	60	0	0	44	0	113	4,559	2.5
	New Filed	16	0	36	31	0	26	109	3,504	3.1
	Reinstated	0	0	0	0	0	0	0	0	0.0
	Closed	12	28	22	20	0	1	83	3,970	2.1
	Ending Open	13	35	14	10	44	25	141	3,920	3.6
7th MACOUPIN	Beginning Open	25	140	0	0	567	0	732	13,263	5.5
	New Filed	16	0	53	71	0	62	202	6,554	3.1
	Reinstated	0	2	0	0	1	0	3	11	27.3
	Closed	19	79	29	50	49	15	241	7,793	3.1
	Ending Open	22	29	24	21	405	45	546	10,394	5.3
7th MORGAN	Beginning Open	6	101	0	0	85	0	192	3,127	6.1
	New Filed	5	0	66	79	0	63	213	3,347	6.4
	Reinstated	0	0	0	0	0	0	0	9	0.0
	Closed	7	67	33	48	21	18	194	3,692	5.3
	Ending Open	3	28	32	31	14	32	140	1,957	7.2
7th SANGAMON	Beginning Open	129	1,807	0	0	3,057	0	4,993	78,293	6.4
	New Filed	96	0	312	345	0	484	1,237	33,265	3.7
	Reinstated	0	0	0	0	0	0	0	0	0.0
	Closed	84	592	133	179	674	210	1,872	33,937	5.5
	Ending Open	146	1,493	182	169	2,755	285	5,030	75,932	6.6

\* TOTAL OF ALL CASES IN ALL CATEGORIES: CIVIL, FAMILY, CRIMINAL, CONSERVATION & TRAFFIC, JUVENILE, AND OTHER

# FAMILY CASELOAD CONTINUED

CIRCUIT / COUNTY		ADOPTION	DISSOLUTION OF MARRIAGE (D)	DISSOLUTION WITH CHILDREN	DISSOLUTION WITHOUT CHILDREN	FAMILY (F)	FAMILY (FA)	TOTAL FAMILY CASES	TOTAL ALL CASES*	FAMILY CASES AS % OF ALL CASES
7th SCOTT	Beginning Open	7	70	0	0	83	0	160	1,618	9.9
	New Filed	3	0	14	4	0	6	27	920	2.9
	Reinstated	0	0	0	0	0	0	0	1	0.0
	Closed	2	4	5	2	0	1	14	868	1.6
	Ending Open	9	68	8	2	84	5	176	1,596	11.0
7th CIRCUIT TOTAL	Beginning Open	176	2,204	0	0	3,860	0	6,240	101,891	6.1
	New Filed	140	0	503	554	0	657	1,854	48,957	3.8
	Reinstated	0	2	0	0	1	0	3	27	11.1
	Closed	128	791	238	315	758	248	2,478	51,838	4.8
	Ending Open	193	1,659	266	241	3,305	405	6,069	94,613	6.4
8th ADAMS	Beginning Open	16	138	0	0	143	0	297	7,132	4.2
	New Filed	59	0	107	119	0	140	425	8,622	4.9
	Reinstated	0	12	0	0	0	0	12	13	92.3
	Closed	65	133	53	69	87	56	463	9,286	5.0
	Ending Open	10	17	50	49	14	84	224	6,001	3.7
8th BROWN	Beginning Open	12	25	0	0	34	0	71	759	9.4
	New Filed	2	0	4	4	0	8	18	866	2.1
	Reinstated	0	0	0	0	0	0	0	0	0.0
	Closed	0	2	2	3	0	1	8	803	1.0
	Ending Open	14	25	2	1	37	7	86	817	10.5
8th CALHOUN	Beginning Open	0	9	0	0	10	0	19	493	3.9
	New Filed	0	0	5	3	0	3	11	453	2.4
	Reinstated	0	0	0	0	0	0	0	2	0.0
	Closed	0	3	5	1	3	2	14	436	3.2
	Ending Open	0	6	0	1	9	1	17	491	3.5
8th CASS	Beginning Open	1	45	0	0	40	0	86	1,888	4.6
	New Filed	9	0	18	24	0	29	80	1,655	4.8
	Reinstated	0	0	0	0	0	0	0	10	0.0
	Closed	10	22	7	17	14	13	83	1,734	4.8
	Ending Open	0	16	11	6	12	15	60	1,666	3.6

\* TOTAL OF ALL CASES IN ALL CATEGORIES: CIVIL, FAMILY, CRIMINAL, CONSERVATION & TRAFFIC, JUVENILE, AND OTHER

# FAMILY CASELOAD CONTINUED

CIRCUIT / COUNTY		ADOPTION	DISSOLUTION OF MARRIAGE (D)	DISSOLUTION WITH CHILDREN	DISSOLUTION WITHOUT CHILDREN	FAMILY (F)	FAMILY (FA)	TOTAL FAMILY CASES	TOTAL ALL CASES*	FAMILY CASES AS % OF ALL CASES
8th MASON	Beginning Open	27	71	0	0	227	0	325	3,894	8.3
	New Filed	7	0	20	29	0	12	68	1,739	3.9
	Reinstated	0	0	0	0	0	0	0	0	0.0
	Closed	5	19	11	17	9	5	66	1,694	3.9
	Ending Open	28	51	8	12	226	7	332	3,872	8.6
8th MENARD	Beginning Open	1	13	0	0	21	0	35	878	4.0
	New Filed	4	0	24	23	0	13	64	998	6.4
	Reinstated	0	0	0	0	0	0	0	1	0.0
	Closed	1	6	14	12	8	6	47	995	4.7
	Ending Open	4	10	10	11	13	7	55	855	6.4
8th PIKE	Beginning Open	5	97	0	0	70	0	172	6,389	2.7
	New Filed	1	0	42	27	0	27	97	2,698	3.6
	Reinstated	0	0	0	0	0	0	0	11	0.0
	Closed	4	12	20	15	9	13	73	2,855	2.6
	Ending Open	2	91	22	12	66	14	207	5,989	3.5
8th SCHUYLER	Beginning Open	5	15	0	0	14	0	34	1,419	2.4
	New Filed	2	0	11	11	0	6	30	878	3.4
	Reinstated	0	0	0	0	0	0	0	6	0.0
	Closed	1	4	4	5	0	3	17	858	2.0
	Ending Open	5	12	7	6	14	3	47	1,412	3.3
8th CIRCUIT TOTAL	Beginning Open	67	413	0	0	559	0	1,039	22,852	4.5
	New Filed	84	0	231	240	0	238	793	17,909	4.4
	Reinstated	0	12	0	0	0	0	12	43	27.9
	Closed	86	201	116	139	130	99	771	18,661	4.1
	Ending Open	63	228	110	98	391	138	1,028	21,103	4.9
9th FULTON	Beginning Open	12	116	0	0	66	0	194	5,548	3.5
	New Filed	14	0	43	70	0	35	162	3,908	4.1
	Reinstated	0	1	0	0	0	0	1	4	25.0
	Closed	13	45	26	49	14	16	163	4,481	3.6
	Ending Open	12	72	16	20	52	18	190	4,992	3.8

\* TOTAL OF ALL CASES IN ALL CATEGORIES: CIVIL, FAMILY, CRIMINAL, CONSERVATION & TRAFFIC, JUVENILE, AND OTHER

# FAMILY CASELOAD CONTINUED

CIRCUIT / COUNTY		ADOPTION	DISSOLUTION OF MARRIAGE (D)	DISSOLUTION WITH CHILDREN	DISSOLUTION WITHOUT CHILDREN	FAMILY (F)	FAMILY (FA)	TOTAL FAMILY CASES	TOTAL ALL CASES*	FAMILY CASES AS % OF ALL CASES
9th HANCOCK	Beginning Open	0	49	0	0	38	0	87	3,125	2.8
	New Filed	10	0	29	29	0	34	102	2,116	4.8
	Reinstated	0	0	0	0	0	0	0	0	0.0
	Closed	5	6	6	11	0	1	29	1,800	1.6
	Ending Open	23	66	12	10	80	33	224	3,462	6.5
9th HENDERSON	Beginning Open	4	13	0	0	16	0	33	1,849	1.8
	New Filed	0	0	3	8	0	9	20	1,820	1.1
	Reinstated	0	0	0	0	0	0	0	0	0.0
	Closed	1	11	2	6	0	4	24	2,006	1.2
	Ending Open	3	4	1	2	15	5	30	1,666	1.8
9th KNOX	Beginning Open	18	292	0	0	167	0	477	10,586	4.5
	New Filed	12	0	64	80	0	96	252	6,436	3.9
	Reinstated	0	0	0	0	0	0	0	3	0.0
	Closed	7	46	26	46	27	54	206	7,266	2.8
	Ending Open	12	224	36	34	43	42	391	13,813	2.8
9th MCDONOUGH	Beginning Open	14	182	0	0	368	0	564	5,818	9.7
	New Filed	10	0	35	34	0	48	127	3,457	3.7
	Reinstated	0	0	0	0	0	0	0	0	0.0
	Closed	9	15	11	22	14	12	83	3,481	2.4
	Ending Open	10	57	25	12	267	37	408	4,536	9.0
9th WARREN	Beginning Open	1	38	0	0	39	0	78	2,735	2.9
	New Filed	4	0	24	28	0	28	84	2,204	3.8
	Reinstated	0	0	0	0	0	0	0	15	0.0
	Closed	2	21	9	19	16	12	79	2,220	3.6
	Ending Open	3	18	15	9	11	16	72	2,258	3.2
9th CIRCUIT TOTAL	Beginning Open	49	690	0	0	694	0	1,433	29,661	4.8
	New Filed	50	0	198	249	0	250	747	19,941	3.7
	Reinstated	0	1	0	0	0	0	1	22	4.5
	Closed	37	144	80	153	71	99	584	21,254	2.7
	Ending Open	63	441	105	87	468	151	1,315	30,727	4.3

\* TOTAL OF ALL CASES IN ALL CATEGORIES: CIVIL, FAMILY, CRIMINAL, CONSERVATION & TRAFFIC, JUVENILE, AND OTHER

# FAMILY CASELOAD CONTINUED

CIRCUIT / COUNTY		ADOPTION	DISSOLUTION OF MARRIAGE (D)	DISSOLUTION WITH CHILDREN	DISSOLUTION WITHOUT CHILDREN	FAMILY (F)	FAMILY (FA)	TOTAL FAMILY CASES	TOTAL ALL CASES*	FAMILY CASES AS % OF ALL CASES
10th MARSHALL	Beginning Open	2	23	0	0	10	0	35	1,152	3.0
	New Filed	2	0	19	16	0	18	55	972	5.7
	Reinstated	0	1	0	0	0	0	1	4	25.0
	Closed	4	19	8	10	12	7	60	1,019	5.9
	Ending Open	0	7	11	6	6	10	40	997	4.0
10th PEORIA	Beginning Open	85	433	0	0	1,649	0	2,167	37,381	5.8
	New Filed	171	0	206	288	0	472	1,137	21,233	5.4
	Reinstated	0	0	0	0	0	0	0	14	0.0
	Closed	174	223	94	140	150	194	975	21,760	4.5
	Ending Open	82	210	112	148	1,499	278	2,329	36,868	6.3
10th PUTNAM	Beginning Open	3	38	0	0	23	0	64	867	7.4
	New Filed	2	0	10	10	0	6	28	704	4.0
	Reinstated	0	0	0	0	0	0	0	3	0.0
	Closed	1	8	3	4	0	1	17	732	2.3
	Ending Open	3	18	7	6	24	5	63	733	8.6
10th STARK	Beginning Open	0	12	0	0	19	0	31	702	4.4
	New Filed	3	0	7	4	0	10	24	643	3.7
	Reinstated	0	0	0	0	1	0	1	4	25.0
	Closed	1	4	2	3	7	3	20	718	2.8
	Ending Open	2	7	4	1	5	7	26	555	4.7
10th TAZEVELL	Beginning Open	36	601	0	0	352	0	989	14,883	6.6
	New Filed	36	0	194	224	0	131	585	16,386	3.6
	Reinstated	0	0	0	0	0	0	0	234	0.0
	Closed	5	141	100	133	36	62	477	18,158	2.6
	Ending Open	88	499	94	91	406	69	1,247	14,709	8.5
10th CIRCUIT TOTAL	Beginning Open	126	1,107	0	0	2,053	0	3,286	54,985	6.0
	New Filed	214	0	436	542	0	637	1,829	39,938	4.6
	Reinstated	0	1	0	0	1	0	2	259	0.8
	Closed	185	395	207	290	205	267	1,549	42,387	3.7
	Ending Open	175	741	228	252	1,940	369	3,705	53,862	6.9

\* TOTAL OF ALL CASES IN ALL CATEGORIES: CIVIL, FAMILY, CRIMINAL, CONSERVATION & TRAFFIC, JUVENILE, AND OTHER

# FAMILY CASELOAD CONTINUED

CIRCUIT / COUNTY		ADOPTION	DISSOLUTION OF MARRIAGE (D)	DISSOLUTION WITH CHILDREN	DISSOLUTION WITHOUT CHILDREN	FAMILY (F)	FAMILY (FA)	TOTAL FAMILY CASES	TOTAL ALL CASES*	FAMILY CASES AS % OF ALL CASES
11th FORD	Beginning Open	11	52	0	0	105	0	168	2,396	7.0
	New Filed	4	0	26	24	0	20	74	1,247	5.9
	Reinstated	0	0	0	0	0	0	0	0	0.0
	Closed	3	8	10	15	4	5	45	1,369	3.3
	Ending Open	4	15	13	7	15	9	63	1,419	4.4
11th LIVINGSTON	Beginning Open	9	92	0	0	56	0	157	7,205	2.2
	New Filed	9	0	44	48	0	54	155	4,315	3.6
	Reinstated	0	0	0	0	0	0	0	1	0.0
	Closed	14	48	16	22	33	25	158	4,440	3.6
	Ending Open	4	31	28	26	14	29	132	6,819	1.9
11th LOGAN	Beginning Open	7	108	0	0	92	0	207	6,556	3.2
	New Filed	14	0	35	36	0	32	117	4,247	2.8
	Reinstated	0	0	0	0	0	0	0	0	0.0
	Closed	7	28	17	20	14	9	95	4,033	2.4
	Ending Open	14	87	18	15	86	23	243	6,778	3.6
11th MCLEAN	Beginning Open	41	255	0	0	186	0	482	15,272	3.2
	New Filed	59	0	237	244	0	234	774	22,215	3.5
	Reinstated	0	0	1	2	22	7	32	567	5.6
	Closed	63	156	119	183	88	118	727	25,041	2.9
	Ending Open	30	55	118	57	50	115	425	13,464	3.2
11th WOODFORD	Beginning Open	28	1,167	0	0	264	0	1,459	6,554	22.3
	New Filed	10	0	51	39	0	45	145	3,477	4.2
	Reinstated	0	0	0	0	0	0	0	9	0.0
	Closed	5	52	26	25	12	17	137	3,384	4.0
	Ending Open	30	1,123	25	14	44	28	1,264	6,106	20.7
11th CIRCUIT TOTAL	Beginning Open	96	1,674	0	0	703	0	2,473	37,983	6.5
	New Filed	96	0	393	391	0	385	1,265	35,501	3.6
	Reinstated	0	0	1	2	22	7	32	577	5.5
	Closed	92	292	188	265	151	174	1,162	38,267	3.0
	Ending Open	82	1,311	202	119	209	204	2,127	34,586	6.1

\* TOTAL OF ALL CASES IN ALL CATEGORIES: CIVIL, FAMILY, CRIMINAL, CONSERVATION & TRAFFIC, JUVENILE, AND OTHER

# FAMILY CASELOAD CONTINUED

CIRCUIT / COUNTY		ADOPTION	DISSOLUTION OF MARRIAGE (D)	DISSOLUTION WITH CHILDREN	DISSOLUTION WITHOUT CHILDREN	FAMILY (F)	FAMILY (FA)	TOTAL FAMILY CASES	TOTAL ALL CASES*	FAMILY CASES AS % OF ALL CASES
12th WILL	Beginning Open	64	1,526	0	0	491	0	2,081	95,669	2.2
	New Filed	113	0	1,038	902	0	780	2,833	83,371	3.4
	Reinstated	0	35	18	20	23	10	106	2,883	3.7
	Closed	113	1,100	466	522	400	448	3,049	99,545	3.1
	Ending Open	64	461	597	404	114	347	1,987	79,623	2.5
12th CIRCUIT TOTAL	Beginning Open	64	1,526	0	0	491	0	2,081	95,669	2.2
	New Filed	113	0	1,038	902	0	780	2,833	83,371	3.4
	Reinstated	0	35	18	20	23	10	106	2,883	3.7
	Closed	113	1,100	466	522	400	448	3,049	99,545	3.1
	Ending Open	64	461	597	404	114	347	1,987	79,623	2.5
13th BUREAU	Beginning Open	14	106	0	0	64	0	184	5,022	3.7
	New Filed	8	0	54	44	0	44	150	2,945	5.1
	Reinstated	0	0	0	0	0	0	0	0	0.0
	Closed	6	46	26	25	8	8	119	3,508	3.4
	Ending Open	15	57	27	17	57	37	210	4,556	4.6
13th GRUNDY	Beginning Open	8	185	0	0	79	0	272	4,870	5.6
	New Filed	9	0	101	65	0	66	241	6,943	3.5
	Reinstated	0	0	0	0	0	0	0	105	0.0
	Closed	8	109	34	25	56	37	269	7,628	3.5
	Ending Open	10	95	67	40	29	31	272	4,113	6.6
13th LASALLE	Beginning Open	22	299	0	0	165	0	486	12,355	3.9
	New Filed	20	0	142	174	0	266	602	13,801	4.4
	Reinstated	0	8	0	0	6	0	14	381	3.7
	Closed	27	213	56	86	134	158	674	15,435	4.4
	Ending Open	15	89	86	89	32	109	420	10,409	4.0
13th CIRCUIT TOTAL	Beginning Open	44	590	0	0	308	0	942	22,247	4.2
	New Filed	37	0	297	283	0	376	993	23,689	4.2
	Reinstated	0	8	0	0	6	0	14	486	2.9
	Closed	41	368	116	136	198	203	1,062	26,571	4.0
	Ending Open	40	241	180	146	118	177	902	19,078	4.7

\* TOTAL OF ALL CASES IN ALL CATEGORIES: CIVIL, FAMILY, CRIMINAL, CONSERVATION & TRAFFIC, JUVENILE, AND OTHER

# FAMILY CASELOAD CONTINUED

CIRCUIT / COUNTY		ADOPTION	DISSOLUTION OF MARRIAGE (D)	DISSOLUTION WITH CHILDREN	DISSOLUTION WITHOUT CHILDREN	FAMILY (F)	FAMILY (FA)	TOTAL FAMILY CASES	TOTAL ALL CASES*	FAMILY CASES AS % OF ALL CASES
14th HENRY	Beginning Open	16	192	0	0	210	0	418	12,006	3.5
	New Filed	17	0	81	69	0	83	250	5,693	4.4
	Reinstated	0	0	0	0	0	0	0	0	0.0
	Closed	17	41	34	30	20	32	174	6,233	2.8
	Ending Open	16	167	47	39	210	50	529	10,197	5.2
14th MERCER	Beginning Open	16	65	0	0	49	0	130	1,641	7.9
	New Filed	5	0	33	21	0	29	88	1,202	7.3
	Reinstated	0	0	0	0	0	0	0	0	0.0
	Closed	1	19	13	10	3	7	53	1,182	4.5
	Ending Open	14	27	17	10	41	22	131	1,372	9.5
14th ROCK ISLAND	Beginning Open	31	414	0	0	642	0	1,087	40,129	2.7
	New Filed	43	0	214	225	0	317	799	19,739	4.0
	Reinstated	0	0	0	0	1	0	1	11	9.1
	Closed	37	237	106	127	149	155	811	21,852	3.7
	Ending Open	36	211	106	93	531	127	1,104	36,189	3.1
14th WHITESIDE	Beginning Open	8	142	0	0	69	0	219	9,839	2.2
	New Filed	13	0	76	58	0	107	254	9,478	2.7
	Reinstated	0	0	0	0	0	0	0	4	0.0
	Closed	12	77	35	34	40	58	256	9,578	2.7
	Ending Open	9	56	41	23	30	48	207	9,218	2.2
14th CIRCUIT TOTAL	Beginning Open	71	813	0	0	970	0	1,854	63,615	2.9
	New Filed	78	0	404	373	0	536	1,391	36,112	3.9
	Reinstated	0	0	0	0	1	0	1	15	6.7
	Closed	67	374	188	201	212	252	1,294	38,845	3.3
	Ending Open	75	461	211	165	812	247	1,971	56,976	3.5
15th CARROLL	Beginning Open	15	47	0	0	109	0	171	2,546	6.7
	New Filed	7	0	22	20	0	17	66	1,880	3.5
	Reinstated	0	0	0	0	0	0	0	0	0.0
	Closed	2	10	6	11	2	0	31	2,037	1.5
	Ending Open	20	39	16	9	114	17	215	2,231	9.6

\* TOTAL OF ALL CASES IN ALL CATEGORIES: CIVIL, FAMILY, CRIMINAL, CONSERVATION & TRAFFIC, JUVENILE, AND OTHER



# FAMILY CASELOAD CONTINUED

CIRCUIT / COUNTY		ADOPTION	DISSOLUTION OF MARRIAGE (D)	DISSOLUTION WITH CHILDREN	DISSOLUTION WITHOUT CHILDREN	FAMILY (F)	FAMILY (FA)	TOTAL FAMILY CASES	TOTAL ALL CASES*	FAMILY CASES AS % OF ALL CASES
15th JO DAVIESS	Beginning Open	3	36	0	0	9	0	48	3,023	1.6
	New Filed	3	0	27	26	0	19	75	2,771	2.7
	Reinstated	0	0	0	0	0	0	0	0	0.0
	Closed	1	35	13	15	11	12	87	3,578	2.4
	Ending Open	5	9	14	11	3	7	49	2,131	2.3
15th LEE	Beginning Open	18	216	0	0	217	0	451	7,491	6.0
	New Filed	14	0	49	56	0	68	187	4,470	4.2
	Reinstated	0	0	0	0	0	0	0	4	0.0
	Closed	19	23	20	19	8	17	106	4,942	2.1
	Ending Open	9	190	28	37	216	50	530	5,425	9.8
15th OGLE	Beginning Open	8	146	0	0	58	0	212	11,056	1.9
	New Filed	9	0	82	71	0	66	228	6,982	3.3
	Reinstated	0	0	0	0	0	0	0	0	0.0
	Closed	9	125	39	43	61	42	319	7,644	4.2
	Ending Open	7	43	43	28	12	25	158	10,022	1.6
15th STEPHENSON	Beginning Open	5	59	0	0	96	0	160	6,619	2.4
	New Filed	15	0	72	58	0	91	236	7,157	3.3
	Reinstated	0	0	0	0	0	0	0	6	0.0
	Closed	17	36	39	43	62	45	242	7,873	3.1
	Ending Open	3	21	32	15	17	46	134	5,455	2.5
15th CIRCUIT TOTAL	Beginning Open	49	504	0	0	489	0	1,042	30,735	3.4
	New Filed	48	0	252	231	0	261	792	23,260	3.4
	Reinstated	0	0	0	0	0	0	0	10	0.0
	Closed	48	229	117	131	144	116	785	26,074	3.0
	Ending Open	44	302	133	100	362	145	1,086	25,264	4.3
16th KANE	Beginning Open	59	1,403	0	0	387	0	1,849	102,623	1.8
	New Filed	146	0	666	702	0	526	2,040	51,934	3.9
	Reinstated	0	2	4	0	5	0	11	2,348	0.5
	Closed	141	777	270	373	86	81	1,728	75,480	2.3
	Ending Open	118	437	400	329	850	445	2,579	52,178	4.9

\* TOTAL OF ALL CASES IN ALL CATEGORIES: CIVIL, FAMILY, CRIMINAL, CONSERVATION & TRAFFIC, JUVENILE, AND OTHER

# FAMILY CASELOAD CONTINUED

CIRCUIT / COUNTY		ADOPTION	DISSOLUTION OF MARRIAGE (D)	DISSOLUTION WITH CHILDREN	DISSOLUTION WITHOUT CHILDREN	FAMILY (F)	FAMILY (FA)	TOTAL FAMILY CASES	TOTAL ALL CASES*	FAMILY CASES AS % OF ALL CASES
16th CIRCUIT TOTAL	Beginning Open	59	1,403	0	0	387	0	1,849	102,623	1.8
	New Filed	146	0	666	702	0	526	2,040	51,934	3.9
	Reinstated	0	2	4	0	5	0	11	2,348	0.5
	Closed	141	777	270	373	86	81	1,728	75,480	2.3
	Ending Open	118	437	400	329	850	445	2,579	52,178	4.9
17th BOONE	Beginning Open	6	101	0	0	48	0	155	12,755	1.2
	New Filed	12	0	75	74	0	79	240	5,846	4.1
	Reinstated	0	0	0	0	1	0	1	2	50.0
	Closed	14	90	28	45	43	40	260	6,957	3.7
	Ending Open	3	19	46	28	7	39	142	11,453	1.2
17th WINNEBAGO	Beginning Open	273	1,148	0	0	1,806	0	3,227	69,595	4.6
	New Filed	223	0	414	539	0	844	2,020	39,679	5.1
	Reinstated	0	6	5	3	2	0	16	176	9.1
	Closed	217	475	159	261	290	353	1,755	43,257	4.1
	Ending Open	70	344	256	275	1,154	491	2,590	61,815	4.2
17th CIRCUIT TOTAL	Beginning Open	279	1,249	0	0	1,854	0	3,382	82,350	4.1
	New Filed	235	0	489	613	0	923	2,260	45,525	5.0
	Reinstated	0	6	5	3	3	0	17	178	9.6
	Closed	231	565	187	306	333	393	2,015	50,214	4.0
	Ending Open	73	363	302	303	1,161	530	2,732	73,268	3.7
18th DUPAGE	Beginning Open	33	1,484	0	0	1,539	0	3,056	59,261	5.2
	New Filed	77	0	1,129	1,086	0	697	2,989	111,829	2.7
	Reinstated	0	60	18	19	6	5	108	833	13.0
	Closed	88	1,253	517	693	1,503	429	4,483	114,995	3.9
	Ending Open	24	313	630	412	207	273	1,859	100,038	1.9
18th CIRCUIT TOTAL	Beginning Open	33	1,484	0	0	1,539	0	3,056	59,261	5.2
	New Filed	77	0	1,129	1,086	0	697	2,989	111,829	2.7
	Reinstated	0	60	18	19	6	5	108	833	13.0
	Closed	88	1,253	517	693	1,503	429	4,483	114,995	3.9
	Ending Open	24	313	630	412	207	273	1,859	100,038	1.9

\* TOTAL OF ALL CASES IN ALL CATEGORIES: CIVIL, FAMILY, CRIMINAL, CONSERVATION & TRAFFIC, JUVENILE, AND OTHER

# FAMILY CASELOAD CONTINUED

CIRCUIT / COUNTY		ADOPTION	DISSOLUTION OF MARRIAGE (D)	DISSOLUTION WITH CHILDREN	DISSOLUTION WITHOUT CHILDREN	FAMILY (F)	FAMILY (FA)	TOTAL FAMILY CASES	TOTAL ALL CASES*	FAMILY CASES AS % OF ALL CASES
19th LAKE	Beginning Open	32	1,098	0	0	333	0	1,463	37,938	3.9
	New Filed	93	128	907	855	57	724	2,764	67,704	4.1
	Reinstated	2	53	14	8	9	3	89	3,850	2.3
	Closed	85	1,050	401	487	346	395	2,764	82,046	3.4
	Ending Open	42	229	520	376	57	332	1,556	27,452	5.7
19th CIRCUIT TOTAL	Beginning Open	32	1,098	0	0	333	0	1,463	37,938	3.9
	New Filed	93	128	907	855	57	724	2,764	67,704	4.1
	Reinstated	2	53	14	8	9	3	89	3,850	2.3
	Closed	85	1,050	401	487	346	395	2,764	82,046	3.4
	Ending Open	42	229	520	376	57	332	1,556	27,452	5.7
20th MONROE	Beginning Open	8	78	0	0	30	0	116	3,750	3.1
	New Filed	8	0	72	42	0	21	143	3,944	3.6
	Reinstated	0	0	0	0	0	0	0	9	0.0
	Closed	10	54	48	29	16	5	162	4,994	3.2
	Ending Open	6	24	24	13	14	16	97	2,519	3.9
20th PERRY	Beginning Open	13	54	0	0	87	0	154	3,787	4.1
	New Filed	21	0	30	26	0	40	117	1,739	6.7
	Reinstated	0	0	0	0	0	0	0	0	0.0
	Closed	18	41	15	21	15	16	126	2,304	5.5
	Ending Open	16	11	15	5	48	24	119	3,132	3.8
20th RANDOLPH	Beginning Open	16	96	0	0	143	0	255	3,198	8.0
	New Filed	11	0	45	54	0	61	171	3,392	5.0
	Reinstated	0	0	0	0	0	0	0	2	0.0
	Closed	12	50	31	36	64	20	213	3,249	6.6
	Ending Open	6	34	16	18	41	41	156	2,706	5.8
20th ST. CLAIR	Beginning Open	44	561	0	0	896	0	1,501	122,140	1.2
	New Filed	71	0	462	526	0	705	1,764	39,452	4.5
	Reinstated	0	0	0	1	5	0	6	53	11.3
	Closed	83	447	251	351	467	371	1,970	36,096	5.5
	Ending Open	28	133	214	172	452	329	1,328	95,390	1.4

\* TOTAL OF ALL CASES IN ALL CATEGORIES: CIVIL, FAMILY, CRIMINAL, CONSERVATION & TRAFFIC, JUVENILE, AND OTHER

# FAMILY CASELOAD CONTINUED

CIRCUIT / COUNTY		ADOPTION	DISSOLUTION OF MARRIAGE (D)	DISSOLUTION WITH CHILDREN	DISSOLUTION WITHOUT CHILDREN	FAMILY (F)	FAMILY (FA)	TOTAL FAMILY CASES	TOTAL ALL CASES*	FAMILY CASES AS % OF ALL CASES
20th WASHINGTON	Beginning Open	72	47	0	0	76	0	195	3,145	6.2
	New Filed	65	0	17	22	0	16	120	1,372	8.7
	Reinstated	0	0	0	0	0	0	0	0	0.0
	Closed	63	11	9	17	5	8	113	1,453	7.8
	Ending Open	74	34	8	5	69	8	198	2,772	7.1
20th CIRCUIT TOTAL	Beginning Open	153	836	0	0	1,232	0	2,221	136,020	1.6
	New Filed	176	0	626	670	0	843	2,315	49,899	4.6
	Reinstated	0	0	0	1	5	0	6	64	9.4
	Closed	186	603	354	454	567	420	2,584	48,096	5.4
	Ending Open	130	236	277	213	624	418	1,898	106,519	1.8
21st IROQUOIS	Beginning Open	33	110	0	0	106	0	249	11,322	2.2
	New Filed	13	0	41	39	0	27	120	3,218	3.7
	Reinstated	0	0	0	0	0	0	0	0	0.0
	Closed	9	30	15	23	19	11	107	3,507	3.1
	Ending Open	13	80	26	16	84	12	231	10,759	2.1
21st KANKAKEE	Beginning Open	33	509	0	0	724	0	1,266	32,496	3.9
	New Filed	22	0	174	206	0	180	582	14,599	4.0
	Reinstated	0	0	0	0	0	0	0	0	0.0
	Closed	20	145	68	130	61	48	472	13,343	3.5
	Ending Open	35	364	106	76	663	132	1,376	33,752	4.1
21st CIRCUIT TOTAL	Beginning Open	66	619	0	0	830	0	1,515	43,818	3.5
	New Filed	35	0	215	245	0	207	702	17,817	3.9
	Reinstated	0	0	0	0	0	0	0	0	0.0
	Closed	29	175	83	153	80	59	579	16,850	3.4
	Ending Open	48	444	132	92	747	144	1,607	44,511	3.6
22nd MCHENRY	Beginning Open	8	547	0	0	133	0	688	16,876	4.1
	New Filed	32	0	477	452	0	258	1,219	38,747	3.1
	Reinstated	1	4	5	1	2	2	15	690	2.2
	Closed	27	442	236	287	103	138	1,233	41,725	3.0
	Ending Open	15	109	246	166	24	120	680	14,545	4.7

\* TOTAL OF ALL CASES IN ALL CATEGORIES: CIVIL, FAMILY, CRIMINAL, CONSERVATION & TRAFFIC, JUVENILE, AND OTHER

# FAMILY CASELOAD CONTINUED

CIRCUIT / COUNTY		ADOPTION	DISSOLUTION OF MARRIAGE (D)	DISSOLUTION WITH CHILDREN	DISSOLUTION WITHOUT CHILDREN	FAMILY (F)	FAMILY (FA)	TOTAL FAMILY CASES	TOTAL ALL CASES*	FAMILY CASES AS % OF ALL CASES
22nd CIRCUIT TOTAL	Beginning Open	8	547	0	0	133	0	688	16,876	4.1
	New Filed	32	0	477	452	0	258	1,219	38,747	3.1
	Reinstated	1	4	5	1	2	2	15	690	2.2
	Closed	27	442	236	287	103	138	1,233	41,725	3.0
	Ending Open	15	109	246	166	24	120	680	14,545	4.7
23rd DEKALB	Beginning Open	5	183	0	0	75	0	263	12,665	2.1
	New Filed	19	0	138	151	0	180	488	11,969	4.1
	Reinstated	0	2	2	0	1	3	8	120	6.7
	Closed	15	137	56	77	52	114	451	13,731	3.3
	Ending Open	9	51	85	73	19	67	304	10,249	3.0
23rd KENDALL	Beginning Open	5	340	0	0	220	0	565	9,158	6.2
	New Filed	15	0	212	163	0	188	578	10,485	5.5
	Reinstated	0	7	3	1	1	1	13	185	7.0
	Closed	12	297	100	92	63	104	668	11,547	5.8
	Ending Open	7	97	114	73	170	82	543	8,685	6.3
23rd CIRCUIT TOTAL	Beginning Open	10	523	0	0	295	0	828	21,823	3.8
	New Filed	34	0	350	314	0	368	1,066	22,454	4.7
	Reinstated	0	9	5	1	2	4	21	305	6.9
	Closed	27	434	156	169	115	218	1,119	25,278	4.4
	Ending Open	16	148	199	146	189	149	847	18,934	4.5
DOWNSTATE TOTAL	Beginning Open	2,894	26,842	0	0	31,950	0	61,686	1,409,471	4.4
	New Filed	2,519	128	10,921	11,512	57	11,722	36,859	946,557	3.9
	Reinstated	3	214	74	62	120	46	519	13,483	3.8
	Closed	2,292	12,700	5,011	6,728	7,121	5,126	38,978	1,049,758	3.7
	Ending Open	2,480	14,995	5,948	4,791	24,332	6,463	59,009	1,412,664	4.2
COOK **	Beginning Open	30	4,880	0	0	4,512	0	9,422	153,927	6.1
	New Filed	662	0	3,838	5,618	0	8,601	18,719	481,944	3.9
	Reinstated	0	50	0	7	0	20	77	68,818	0.1
	Closed	584	4,518	1,397	3,238	3,223	5,598	18,558	395,285	4.7
	Ending Open	108	412	2,441	2,387	1,289	3,023	9,660	309,404	3.1
STATE TOTAL	Beginning Open	2,924	31,722	0	0	36,462	0	71,108	1,563,398	4.5
	New Filed	3,181	128	14,759	17,130	57	20,323	55,578	1,428,501	3.9
	Reinstated	3	264	74	69	120	66	596	82,301	0.7
	Closed	2,876	17,218	6,408	9,966	10,344	10,724	57,536	1,445,043	4.0
	Ending Open	2,588	15,407	8,389	7,178	25,621	9,486	68,669	1,722,068	4.0

\* TOTAL OF ALL CASES IN ALL CATEGORIES: CIVIL, FAMILY, CRIMINAL, CONSERVATION & TRAFFIC, JUVENILE, AND OTHER

\*\*Due to changes in Cook County's case management system, there are variances in the number of cases being reported as open on January 1, 2022, when compared to the number of cases reported as open on December 31, 2021. There will also be noticeable differences in the number of cases filed and closed in 2022 when compared to prior years.

# CRIMINAL CASELOAD STATISTICS BY COUNTY

## CIRCUIT COURTS - CALENDAR YEAR 2022

CIRCUIT / COUNTY		CRIMINAL FELONY	CRIMINAL MISDEMEANOR	DOMESTIC VIOLENCE	DRIVING UNDER INFLUENCE	ORDINANCE VIOLATION	QUASI-CRIMINAL	TOTAL CRIMINAL CASES	TOTAL ALL CASES*	CRIMINAL CASES AS % OF ALL CASES
1st ALEXANDER	Beginning Open	278	383	0	172	322	0	1,155	38,363	3.0
	New Filed	75	26	10	9	4	0	124	2,137	5.8
	Reinstated	0	0	0	0	0	0	0	0	0.0
	Closed	79	28	7	30	3	0	147	2,492	5.9
	Ending Open	272	379	3	150	323	0	1,127	37,000	3.0
1st JACKSON	Beginning Open	691	590	0	128	145	0	1,554	4,418	35.2
	New Filed	605	440	139	91	575	0	1,850	6,771	27.3
	Reinstated	0	0	0	0	0	0	0	37	0.0
	Closed	518	419	57	119	577	0	1,690	7,226	23.4
	Ending Open	751	595	80	97	120	0	1,643	3,593	45.7
1st JOHNSON	Beginning Open	209	127	0	61	26	0	423	8,849	4.8
	New Filed	100	60	16	21	13	0	210	3,272	6.4
	Reinstated	0	0	0	0	0	0	0	0	0.0
	Closed	90	156	2	22	12	0	282	4,261	6.6
	Ending Open	220	117	14	60	27	0	438	8,098	5.4
1st MASSAC	Beginning Open	349	329	0	102	31	0	811	6,655	12.2
	New Filed	132	123	37	47	15	0	354	5,646	6.3
	Reinstated	0	0	0	0	0	0	0	0	0.0
	Closed	193	152	16	48	15	0	424	6,044	7.0
	Ending Open	288	299	20	98	31	0	736	5,897	12.5
1st POPE	Beginning Open	63	27	0	9	0	0	99	682	14.5
	New Filed	44	32	1	3	0	1	81	562	14.4
	Reinstated	0	0	0	0	0	0	0	0	0.0
	Closed	41	30	0	6	0	1	78	501	15.6
	Ending Open	67	29	1	6	0	0	103	727	14.2
1st PULASKI	Beginning Open	171	149	0	59	123	0	502	62,901	0.8
	New Filed	118	17	6	14	0	0	155	7,774	2.0
	Reinstated	0	0	0	0	0	0	0	0	0.0
	Closed	89	31	3	13	0	0	136	8,224	1.7
	Ending Open	197	130	3	60	123	0	513	62,250	0.8

\* TOTAL OF ALL CASES IN ALL CATEGORIES: CIVIL, FAMILY, CRIMINAL, CONSERVATION & TRAFFIC, JUVENILE, AND OTHER

# CRIMINAL CASELOAD CONTINUED

CIRCUIT / COUNTY		CRIMINAL FELONY	CRIMINAL MISDEMEANOR	DOMESTIC VIOLENCE	DRIVING UNDER INFLUENCE	ORDINANCE VIOLATION	QUASI-CRIMINAL	TOTAL CRIMINAL CASES	TOTAL ALL CASES*	CRIMINAL CASES AS % OF ALL CASES
1st SALINE	Beginning Open	1,309	377	0	44	246	0	1,976	5,944	33.2
	New Filed	470	253	67	27	148	0	965	3,881	24.9
	Reinstated	1	0	0	0	0	0	1	2	50.0
	Closed	762	254	34	34	149	0	1,233	4,863	25.4
	Ending Open	991	365	32	38	241	0	1,667	3,711	44.9
1st UNION	Beginning Open	414	138	0	47	49	0	648	2,020	32.1
	New Filed	301	86	29	32	59	0	507	2,592	19.6
	Reinstated	0	0	0	0	0	0	0	0	0.0
	Closed	272	89	13	34	96	0	504	2,863	17.6
	Ending Open	437	134	16	44	9	0	640	1,714	37.3
1st WILLIAMSON	Beginning Open	1,148	695	0	380	67	0	2,290	10,982	20.9
	New Filed	773	671	225	112	343	0	2,124	14,011	15.2
	Reinstated	2	2	0	0	0	0	4	11	36.4
	Closed	799	723	117	308	380	0	2,327	17,101	13.6
	Ending Open	1,116	886	109	181	27	0	2,319	7,695	30.1
1st CIRCUIT TOTAL	Beginning Open	4,632	2,815	0	1,002	1,009	0	9,458	140,814	6.7
	New Filed	2,618	1,708	530	356	1,157	1	6,370	46,646	13.7
	Reinstated	3	2	0	0	0	0	5	50	10.0
	Closed	2,843	1,882	249	614	1,232	1	6,821	53,575	12.7
	Ending Open	4,339	2,934	278	734	901	0	9,186	130,685	7.0
2nd CRAWFORD	Beginning Open	302	246	0	133	167	0	848	3,541	23.9
	New Filed	269	114	35	42	59	3	522	1,878	27.8
	Reinstated	0	0	0	0	0	0	0	7	0.0
	Closed	234	127	18	44	65	3	491	1,802	27.2
	Ending Open	337	232	17	131	161	0	878	3,599	24.4
2nd EDWARDS	Beginning Open	71	43	0	21	18	0	153	625	24.5
	New Filed	32	30	9	7	48	0	126	638	19.7
	Reinstated	0	0	0	0	0	0	0	0	0.0
	Closed	46	35	3	12	30	0	126	720	17.5
	Ending Open	57	37	6	16	34	0	150	493	30.4

\* TOTAL OF ALL CASES IN ALL CATEGORIES: CIVIL, FAMILY, CRIMINAL, CONSERVATION & TRAFFIC, JUVENILE, AND OTHER

# CRIMINAL CASELOAD CONTINUED

CIRCUIT / COUNTY		CRIMINAL FELONY	CRIMINAL MISDEMEANOR	DOMESTIC VIOLENCE	DRIVING UNDER INFLUENCE	ORDINANCE VIOLATION	QUASI-CRIMINAL	TOTAL CRIMINAL CASES	TOTAL ALL CASES*	CRIMINAL CASES AS % OF ALL CASES
2nd FRANKLIN	Beginning Open	773	674	0	200	211	0	1,858	14,274	13.0
	New Filed	388	433	86	48	95	0	1,050	5,072	20.7
	Reinstated	0	0	0	0	0	0	0	0	0.0
	Closed	372	416	30	71	103	0	992	5,245	18.9
	Ending Open	742	644	56	140	184	0	1,766	8,212	21.5
2nd GALLATIN	Beginning Open	149	166	0	31	14	0	360	1,560	23.1
	New Filed	47	33	5	1	3	0	89	794	11.2
	Reinstated	0	0	0	0	0	0	0	0	0.0
	Closed	50	47	5	3	7	0	112	789	14.2
	Ending Open	144	150	0	29	10	0	333	1,533	21.7
2nd HAMILTON	Beginning Open	71	35	0	26	3	0	135	796	17.0
	New Filed	86	32	6	30	25	2	181	1,138	15.9
	Reinstated	0	0	0	0	0	0	0	0	0.0
	Closed	71	31	3	27	26	1	159	1,104	14.4
	Ending Open	86	34	3	29	1	1	154	805	19.1
2nd HARDIN	Beginning Open	43	39	0	11	25	0	118	775	15.2
	New Filed	54	9	3	9	12	0	87	468	18.6
	Reinstated	0	0	0	0	0	0	0	0	0.0
	Closed	53	34	1	13	25	0	126	649	19.4
	Ending Open	39	14	2	6	6	0	67	228	29.4
2nd JEFFERSON	Beginning Open	587	446	0	135	75	0	1,243	10,770	11.5
	New Filed	434	196	39	112	0	0	781	4,336	18.0
	Reinstated	0	0	0	0	0	0	0	28	0.0
	Closed	448	211	13	117	3	0	792	4,372	18.1
	Ending Open	561	426	25	132	72	0	1,216	10,793	11.3
2nd LAWRENCE	Beginning Open	81	114	0	44	64	0	303	2,328	13.0
	New Filed	165	93	28	31	0	0	317	1,500	21.1
	Reinstated	0	0	0	0	0	0	0	0	0.0
	Closed	174	96	19	28	0	0	317	1,375	23.1
	Ending Open	173	218	9	96	64	0	560	2,743	20.4

\* TOTAL OF ALL CASES IN ALL CATEGORIES: CIVIL, FAMILY, CRIMINAL, CONSERVATION & TRAFFIC, JUVENILE, AND OTHER



# CRIMINAL CASELOAD CONTINUED

CIRCUIT / COUNTY		CRIMINAL FELONY	CRIMINAL MISDEMEANOR	DOMESTIC VIOLENCE	DRIVING UNDER INFLUENCE	ORDINANCE VIOLATION	QUASI-CRIMINAL	TOTAL CRIMINAL CASES	TOTAL ALL CASES*	CRIMINAL CASES AS % OF ALL CASES
2nd RICHLAND	Beginning Open	336	177	0	48	21	0	582	1,610	36.1
	New Filed	258	124	24	52	94	0	552	1,932	28.6
	Reinstated	0	0	0	0	0	0	0	0	0.0
	Closed	292	189	10	43	107	0	641	2,075	30.9
	Ending Open	292	112	14	57	8	0	483	1,431	33.8
2nd WABASH	Beginning Open	229	153	0	80	74	0	536	2,596	20.6
	New Filed	116	48	20	12	8	1	205	1,115	18.4
	Reinstated	0	0	0	0	0	0	0	0	0.0
	Closed	89	48	7	20	7	1	172	1,001	17.2
	Ending Open	254	153	13	72	75	0	567	2,712	20.9
2nd WAYNE	Beginning Open	340	242	0	54	17	0	653	5,489	11.9
	New Filed	227	75	27	22	3	0	354	2,099	16.9
	Reinstated	0	0	0	0	0	0	0	1	0.0
	Closed	233	150	8	24	1	0	416	2,529	16.4
	Ending Open	334	170	19	48	17	0	588	4,924	11.9
2nd WHITE	Beginning Open	167	106	0	20	61	0	354	6,673	5.3
	New Filed	221	149	42	19	63	0	494	2,528	19.5
	Reinstated	0	0	0	0	0	0	0	2	0.0
	Closed	231	189	33	27	57	0	537	2,658	20.2
	Ending Open	157	66	9	22	67	0	321	6,551	4.9
2nd CIRCUIT TOTAL	Beginning Open	3,149	2,441	0	803	750	0	7,143	51,037	14.0
	New Filed	2,297	1,336	324	385	410	6	4,758	23,498	20.2
	Reinstated	0	0	0	0	0	0	0	38	0.0
	Closed	2,293	1,573	150	429	431	5	4,881	24,319	20.1
	Ending Open	3,176	2,256	173	778	699	1	7,083	44,024	16.1
3rd BOND	Beginning Open	264	216	0	31	113	0	624	11,037	5.7
	New Filed	161	63	8	12	32	0	276	3,008	9.2
	Reinstated	0	0	0	0	0	0	0	0	0.0
	Closed	188	86	5	11	23	0	313	3,083	10.2
	Ending Open	235	195	3	32	122	0	587	10,766	5.5

\* TOTAL OF ALL CASES IN ALL CATEGORIES: CIVIL, FAMILY, CRIMINAL, CONSERVATION & TRAFFIC, JUVENILE, AND OTHER

# CRIMINAL CASELOAD CONTINUED

CIRCUIT / COUNTY		CRIMINAL FELONY	CRIMINAL MISDEMEANOR	DOMESTIC VIOLENCE	DRIVING UNDER INFLUENCE	ORDINANCE VIOLATION	QUASI-CRIMINAL	TOTAL CRIMINAL CASES	TOTAL ALL CASES*	CRIMINAL CASES AS % OF ALL CASES
3rd MADISON	Beginning Open	5,694	10,823	0	1,664	1,483	0	19,664	71,097	27.7
	New Filed	3,263	3,010	407	670	2,583	38	9,971	39,467	25.3
	Reinstated	225	0	0	0	0	0	225	373	60.3
	Closed	4,451	4,978	100	824	2,911	10	13,274	50,110	26.5
	Ending Open	4,749	8,841	307	1,514	1,159	28	16,598	59,374	28.0
3rd CIRCUIT TOTAL	Beginning Open	5,958	11,039	0	1,695	1,596	0	20,288	82,134	24.7
	New Filed	3,424	3,073	415	682	2,615	38	10,247	42,475	24.1
	Reinstated	225	0	0	0	0	0	225	373	60.3
	Closed	4,639	5,064	105	835	2,934	10	13,587	53,193	25.5
	Ending Open	4,984	9,036	310	1,546	1,281	28	17,185	70,140	24.5
4th CHRISTIAN	Beginning Open	594	225	0	93	100	0	1,012	5,860	17.3
	New Filed	266	103	30	65	104	0	568	4,011	14.2
	Reinstated	0	0	0	0	0	0	0	21	0.0
	Closed	327	124	11	63	118	0	643	4,623	13.9
	Ending Open	536	203	19	96	85	0	939	4,438	21.2
4th CLAY	Beginning Open	103	77	0	19	5	0	204	946	21.6
	New Filed	126	55	21	14	14	0	230	1,402	16.4
	Reinstated	0	0	0	0	0	0	0	0	0.0
	Closed	117	66	14	9	17	0	223	1,374	16.2
	Ending Open	112	65	7	24	2	0	210	961	21.9
4th CLINTON	Beginning Open	254	199	0	48	12	0	513	3,768	13.6
	New Filed	306	165	22	40	70	0	603	3,184	18.9
	Reinstated	0	0	0	0	0	0	0	0	0.0
	Closed	260	204	6	43	26	0	539	3,067	17.6
	Ending Open	301	158	16	46	54	0	575	3,428	16.8
4th EFFINGHAM	Beginning Open	642	555	0	225	29	0	1,451	10,157	14.3
	New Filed	438	298	58	85	109	1	989	5,014	19.7
	Reinstated	0	0	0	0	0	0	0	5	0.0
	Closed	374	265	25	110	94	0	868	5,229	16.6
	Ending Open	701	586	34	200	43	1	1,565	9,578	16.3

\* TOTAL OF ALL CASES IN ALL CATEGORIES: CIVIL, FAMILY, CRIMINAL, CONSERVATION & TRAFFIC, JUVENILE, AND OTHER

# CRIMINAL CASELOAD CONTINUED

CIRCUIT / COUNTY		CRIMINAL FELONY	CRIMINAL MISDEMEANOR	DOMESTIC VIOLENCE	DRIVING UNDER INFLUENCE	ORDINANCE VIOLATION	QUASI-CRIMINAL	TOTAL CRIMINAL CASES	TOTAL ALL CASES*	CRIMINAL CASES AS % OF ALL CASES
4th FAYETTE	Beginning Open	667	358	0	115	62	0	1,202	5,487	21.9
	New Filed	313	141	21	42	75	0	592	3,253	18.2
	Reinstated	0	0	0	0	0	0	0	2	0.0
	Closed	260	119	4	39	91	0	513	3,306	15.5
	Ending Open	717	376	17	118	19	0	1,247	5,166	24.1
4th JASPER	Beginning Open	72	48	0	28	5	0	153	1,094	14.0
	New Filed	73	67	22	38	46	0	246	932	26.4
	Reinstated	0	0	0	0	0	0	0	0	0.0
	Closed	46	41	11	33	38	0	169	848	19.9
	Ending Open	99	73	11	33	13	0	229	1,075	21.3
4th MARION	Beginning Open	521	290	0	169	88	0	1,068	5,129	20.8
	New Filed	436	184	49	63	168	1	901	5,519	16.3
	Reinstated	0	0	0	0	0	0	0	13	0.0
	Closed	387	188	21	67	196	1	860	5,723	15.0
	Ending Open	573	286	28	165	58	0	1,110	4,369	25.4
4th MONTGOMERY	Beginning Open	692	362	0	131	48	0	1,233	8,980	13.7
	New Filed	425	110	47	77	127	0	786	6,439	12.2
	Reinstated	0	0	0	0	0	0	0	4	0.0
	Closed	338	189	24	92	124	0	767	6,770	11.3
	Ending Open	775	278	23	115	51	0	1,242	7,723	16.1
4th SHELBY	Beginning Open	212	116	0	42	77	0	447	1,723	25.9
	New Filed	192	68	12	30	20	0	322	1,634	19.7
	Reinstated	0	0	0	0	0	0	0	0	0.0
	Closed	154	90	7	28	27	0	306	1,782	17.2
	Ending Open	238	90	5	45	69	0	447	1,403	31.9
4th CIRCUIT TOTAL	Beginning Open	3,757	2,230	0	870	426	0	7,283	43,144	16.9
	New Filed	2,575	1,191	282	454	733	2	5,237	31,388	16.7
	Reinstated	0	0	0	0	0	0	0	45	0.0
	Closed	2,263	1,286	123	484	731	1	4,888	32,722	14.9
	Ending Open	4,052	2,115	160	842	394	1	7,564	38,141	19.8

\* TOTAL OF ALL CASES IN ALL CATEGORIES: CIVIL, FAMILY, CRIMINAL, CONSERVATION & TRAFFIC, JUVENILE, AND OTHER

# CRIMINAL CASELOAD CONTINUED

CIRCUIT / COUNTY		CRIMINAL FELONY	CRIMINAL MISDEMEANOR	DOMESTIC VIOLENCE	DRIVING UNDER INFLUENCE	ORDINANCE VIOLATION	QUASI-CRIMINAL	TOTAL CRIMINAL CASES	TOTAL ALL CASES*	CRIMINAL CASES AS % OF ALL CASES
5th CLARK	Beginning Open	72	209	0	84	35	0	400	3,739	10.7
	New Filed	107	195	42	41	29	0	414	2,057	20.1
	Reinstated	0	0	0	0	0	0	0	1	0.0
	Closed	105	174	19	42	35	0	375	2,014	18.6
	Ending Open	75	230	23	83	29	0	440	3,735	11.8
5th COLES	Beginning Open	1,105	1,245	0	230	4,792	0	7,372	25,267	29.2
	New Filed	663	236	75	157	176	1	1,308	7,220	18.1
	Reinstated	0	0	0	0	0	0	0	0	0.0
	Closed	675	373	35	145	132	0	1,360	6,804	20.0
	Ending Open	976	909	40	232	4,082	1	6,240	23,267	26.8
5th CUMBERLAND	Beginning Open	99	75	0	58	28	0	260	5,140	5.1
	New Filed	72	43	11	32	16	0	174	1,490	11.7
	Reinstated	0	0	0	0	0	0	0	0	0.0
	Closed	81	52	10	39	5	0	187	1,462	12.8
	Ending Open	90	69	1	52	39	0	251	4,972	5.0
5th EDGAR	Beginning Open	446	267	0	85	42	0	840	4,970	16.9
	New Filed	228	186	28	25	95	0	562	2,121	26.5
	Reinstated	0	0	0	0	0	0	0	0	0.0
	Closed	256	183	12	33	106	0	590	1,988	29.7
	Ending Open	414	268	16	75	32	0	805	4,370	18.4
5th VERMILION	Beginning Open	1,598	1,547	0	441	414	0	4,000	33,137	12.1
	New Filed	672	661	137	167	169	0	1,806	10,542	17.1
	Reinstated	0	7	0	4	6	0	17	129	13.2
	Closed	809	865	47	167	199	0	2,087	12,726	16.4
	Ending Open	1,489	1,341	90	447	386	0	3,753	22,098	17.0
5th CIRCUIT TOTAL	Beginning Open	3,320	3,343	0	898	5,311	0	12,872	72,253	17.8
	New Filed	1,742	1,321	293	422	485	1	4,264	23,430	18.2
	Reinstated	0	7	0	4	6	0	17	130	13.1
	Closed	1,926	1,647	123	426	477	0	4,599	24,994	18.4
	Ending Open	3,044	2,817	170	889	4,568	1	11,489	58,442	19.7

\* TOTAL OF ALL CASES IN ALL CATEGORIES: CIVIL, FAMILY, CRIMINAL, CONSERVATION & TRAFFIC, JUVENILE, AND OTHER

# CRIMINAL CASELOAD CONTINUED

CIRCUIT / COUNTY		CRIMINAL FELONY	CRIMINAL MISDEMEANOR	DOMESTIC VIOLENCE	DRIVING UNDER INFLUENCE	ORDINANCE VIOLATION	QUASI-CRIMINAL	TOTAL CRIMINAL CASES	TOTAL ALL CASES*	CRIMINAL CASES AS % OF ALL CASES
6th CHAMPAIGN	Beginning Open	1,549	689	0	273	172	0	2,683	30,488	8.8
	New Filed	1,754	464	219	434	327	0	3,198	22,154	14.4
	Reinstated	53	2	2	3	2	0	62	189	32.8
	Closed	1,962	549	105	463	322	0	3,401	19,395	17.5
	Ending Open	5,609	2,655	118	2,797	1,050	0	12,229	192,006	6.4
6th DEWITT	Beginning Open	99	124	0	27	15	0	265	3,051	8.7
	New Filed	130	58	13	35	24	0	260	2,022	12.9
	Reinstated	0	25	0	0	0	0	25	39	64.1
	Closed	114	110	8	29	19	0	280	1,986	14.1
	Ending Open	112	92	5	33	19	0	261	2,884	9.0
6th DOUGLAS	Beginning Open	232	103	0	70	29	0	434	3,503	12.4
	New Filed	215	91	29	57	18	2	412	2,216	18.6
	Reinstated	0	0	0	0	0	0	0	15	0.0
	Closed	189	94	19	59	36	2	399	2,588	15.4
	Ending Open	258	100	10	68	12	0	448	2,981	15.0
6th MACON	Beginning Open	1,728	887	0	350	316	0	3,281	18,282	17.9
	New Filed	1,646	539	176	415	439	0	3,215	15,630	20.6
	Reinstated	0	0	0	0	0	0	0	10	0.0
	Closed	1,604	600	104	470	290	0	3,068	16,156	19.0
	Ending Open	1,597	790	71	295	466	0	3,219	16,151	19.9
6th MOULTRIE	Beginning Open	99	75	0	49	17	0	240	1,199	20.0
	New Filed	99	23	12	42	23	0	199	1,096	18.2
	Reinstated	0	0	0	0	0	0	0	4	0.0
	Closed	104	45	3	46	28	0	226	1,191	19.0
	Ending Open	97	53	9	45	11	0	215	938	22.9
6th PIATT	Beginning Open	106	74	0	53	48	0	281	3,219	8.7
	New Filed	77	32	18	51	36	0	214	1,415	15.1
	Reinstated	0	0	0	0	0	0	0	0	0.0
	Closed	64	47	8	38	5	0	162	1,513	10.7
	Ending Open	114	54	10	65	81	0	324	2,995	10.8

\* TOTAL OF ALL CASES IN ALL CATEGORIES: CIVIL, FAMILY, CRIMINAL, CONSERVATION & TRAFFIC, JUVENILE, AND OTHER

# CRIMINAL CASELOAD CONTINUED

CIRCUIT / COUNTY		CRIMINAL FELONY	CRIMINAL MISDEMEANOR	DOMESTIC VIOLENCE	DRIVING UNDER INFLUENCE	ORDINANCE VIOLATION	QUASI-CRIMINAL	TOTAL CRIMINAL CASES	TOTAL ALL CASES*	CRIMINAL CASES AS % OF ALL CASES
6th CIRCUIT TOTAL	Beginning Open	3,813	1,952	0	822	597	0	7,184	59,742	12.0
	New Filed	3,921	1,207	467	1,034	867	2	7,498	44,533	16.8
	Reinstated	53	27	2	3	2	0	87	257	33.9
	Closed	4,037	1,445	247	1,105	700	2	7,536	42,829	17.6
	Ending Open	7,787	3,744	223	3,303	1,639	0	16,696	217,955	7.7
7th GREENE	Beginning Open	133	83	0	26	7	0	249	1,031	24.2
	New Filed	132	83	11	12	13	0	251	1,367	18.4
	Reinstated	0	0	0	0	0	0	0	6	0.0
	Closed	154	102	6	22	18	0	302	1,578	19.1
	Ending Open	119	64	5	15	1	0	204	814	25.1
7th JERSEY	Beginning Open	379	244	0	131	59	0	813	4,559	17.8
	New Filed	214	154	41	76	138	0	623	3,504	17.8
	Reinstated	0	0	0	0	0	0	0	0	0.0
	Closed	262	203	26	129	147	0	767	3,970	19.3
	Ending Open	330	184	15	76	46	0	651	3,920	16.6
7th MACOUPIN	Beginning Open	836	932	0	192	752	0	2,712	13,263	20.4
	New Filed	395	263	53	126	157	0	994	6,554	15.2
	Reinstated	0	0	0	0	0	0	0	11	0.0
	Closed	355	298	29	121	210	0	1,013	7,793	13.0
	Ending Open	790	891	24	196	350	0	2,251	10,394	21.7
7th MORGAN	Beginning Open	253	155	0	40	21	0	469	3,127	15.0
	New Filed	211	214	40	32	31	0	528	3,347	15.8
	Reinstated	0	0	0	0	0	0	0	9	0.0
	Closed	226	187	27	30	36	0	506	3,692	13.7
	Ending Open	241	182	13	44	17	0	497	1,957	25.4
7th SANGAMON	Beginning Open	2,122	2,348	0	1,343	902	0	6,715	78,293	8.6
	New Filed	1,286	640	259	615	237	0	3,037	33,265	9.1
	Reinstated	0	0	0	0	0	0	0	0	0.0
	Closed	1,577	879	121	644	95	0	3,316	33,937	9.8
	Ending Open	2,170	1,291	141	1,308	1,026	0	5,936	75,932	7.8

\* TOTAL OF ALL CASES IN ALL CATEGORIES: CIVIL, FAMILY, CRIMINAL, CONSERVATION & TRAFFIC, JUVENILE, AND OTHER

# CRIMINAL CASELOAD CONTINUED

CIRCUIT / COUNTY		CRIMINAL FELONY	CRIMINAL MISDEMEANOR	DOMESTIC VIOLENCE	DRIVING UNDER INFLUENCE	ORDINANCE VIOLATION	QUASI-CRIMINAL	TOTAL CRIMINAL CASES	TOTAL ALL CASES*	CRIMINAL CASES AS % OF ALL CASES
7th SCOTT	Beginning Open	39	27	0	8	3	0	77	1,618	4.8
	New Filed	14	19	3	14	2	0	52	920	5.7
	Reinstated	0	0	0	0	0	0	0	1	0.0
	Closed	24	18	4	14	2	0	62	868	7.1
	Ending Open	31	27	1	11	3	0	73	1,596	4.6
7th CIRCUIT TOTAL	Beginning Open	3,762	3,789	0	1,740	1,744	0	11,035	101,891	10.8
	New Filed	2,252	1,373	407	875	578	0	5,485	48,957	11.2
	Reinstated	0	0	0	0	0	0	0	27	0.0
	Closed	2,598	1,687	213	960	508	0	5,966	51,838	11.5
	Ending Open	3,681	2,639	199	1,650	1,443	0	9,612	94,613	10.2
8th ADAMS	Beginning Open	935	460	0	133	77	0	1,605	7,132	22.5
	New Filed	750	251	86	104	483	0	1,674	8,622	19.4
	Reinstated	0	0	0	0	0	0	0	13	0.0
	Closed	788	345	43	104	506	0	1,786	9,286	19.2
	Ending Open	887	365	43	133	52	0	1,480	6,001	24.7
8th BROWN	Beginning Open	44	77	0	14	8	0	143	759	18.8
	New Filed	30	13	5	10	3	0	61	866	7.0
	Reinstated	0	0	0	0	0	0	0	0	0.0
	Closed	29	20	2	10	1	0	62	803	7.7
	Ending Open	45	71	3	14	10	0	143	817	17.5
8th CALHOUN	Beginning Open	34	26	0	7	4	0	71	493	14.4
	New Filed	72	19	4	9	1	0	105	453	23.2
	Reinstated	0	0	0	0	0	0	0	2	0.0
	Closed	51	20	2	8	2	0	83	436	19.0
	Ending Open	50	22	2	8	3	0	85	491	17.3
8th CASS	Beginning Open	205	115	0	56	21	0	397	1,888	21.0
	New Filed	86	89	15	27	26	0	243	1,655	14.7
	Reinstated	0	0	0	0	0	0	0	10	0.0
	Closed	93	70	5	30	22	0	220	1,734	12.7
	Ending Open	198	134	10	53	21	0	416	1,666	25.0

\* TOTAL OF ALL CASES IN ALL CATEGORIES: CIVIL, FAMILY, CRIMINAL, CONSERVATION & TRAFFIC, JUVENILE, AND OTHER

# CRIMINAL CASELOAD CONTINUED

CIRCUIT / COUNTY		CRIMINAL FELONY	CRIMINAL MISDEMEANOR	DOMESTIC VIOLENCE	DRIVING UNDER INFLUENCE	ORDINANCE VIOLATION	QUASI-CRIMINAL	TOTAL CRIMINAL CASES	TOTAL ALL CASES*	CRIMINAL CASES AS % OF ALL CASES
8th MASON	Beginning Open	112	157	0	43	68	0	380	3,894	9.8
	New Filed	87	87	38	23	39	0	274	1,739	15.8
	Reinstated	0	0	0	0	0	0	0	0	0.0
	Closed	79	78	18	25	46	0	246	1,694	14.5
	Ending Open	117	163	20	39	59	0	398	3,872	10.3
8th MENARD	Beginning Open	52	26	0	20	7	0	105	878	12.0
	New Filed	34	21	6	20	3	0	84	998	8.4
	Reinstated	0	0	0	0	0	0	0	1	0.0
	Closed	49	24	5	21	1	0	100	995	10.1
	Ending Open	36	21	1	19	9	0	86	855	10.1
8th PIKE	Beginning Open	335	353	0	96	30	0	814	6,389	12.7
	New Filed	266	72	32	34	0	0	404	2,698	15.0
	Reinstated	0	0	0	10	0	0	10	11	90.9
	Closed	309	122	24	54	1	0	510	2,855	17.9
	Ending Open	290	301	8	85	28	0	712	5,989	11.9
8th SCHUYLER	Beginning Open	50	48	0	22	6	0	126	1,419	8.9
	New Filed	50	46	4	12	3	0	115	878	13.1
	Reinstated	0	0	0	0	0	0	0	6	0.0
	Closed	32	34	0	12	2	0	80	858	9.3
	Ending Open	69	61	4	22	7	0	163	1,412	11.5
8th CIRCUIT TOTAL	Beginning Open	1,767	1,262	0	391	221	0	3,641	22,852	15.9
	New Filed	1,375	598	190	239	558	0	2,960	17,909	16.5
	Reinstated	0	0	0	10	0	0	10	43	23.3
	Closed	1,430	713	99	264	581	0	3,087	18,661	16.5
	Ending Open	1,692	1,138	91	373	189	0	3,483	21,103	16.5
9th FULTON	Beginning Open	686	614	0	138	59	0	1,497	5,548	27.0
	New Filed	322	262	84	64	219	0	951	3,908	24.3
	Reinstated	0	0	0	0	0	0	0	4	0.0
	Closed	314	318	30	73	203	0	938	4,481	20.9
	Ending Open	694	560	53	129	77	0	1,513	4,992	30.3

\* TOTAL OF ALL CASES IN ALL CATEGORIES: CIVIL, FAMILY, CRIMINAL, CONSERVATION & TRAFFIC, JUVENILE, AND OTHER



# CRIMINAL CASELOAD CONTINUED

CIRCUIT / COUNTY		CRIMINAL FELONY	CRIMINAL MISDEMEANOR	DOMESTIC VIOLENCE	DRIVING UNDER INFLUENCE	ORDINANCE VIOLATION	QUASI-CRIMINAL	TOTAL CRIMINAL CASES	TOTAL ALL CASES*	CRIMINAL CASES AS % OF ALL CASES
9th HANCOCK	Beginning Open	169	239	0	124	44	0	576	3,125	18.4
	New Filed	143	128	0	47	1	0	319	2,116	15.1
	Reinstated	0	0	0	0	0	0	0	0	0.0
	Closed	149	90	0	77	1	0	317	1,800	17.6
	Ending Open	132	150	0	70	38	0	390	3,462	11.3
9th HENDERSON	Beginning Open	100	76	0	127	75	0	378	1,849	20.4
	New Filed	50	29	8	54	9	0	150	1,820	8.2
	Reinstated	0	0	0	0	0	0	0	0	0.0
	Closed	61	31	6	71	7	0	176	2,006	8.8
	Ending Open	89	74	2	110	78	0	353	1,666	21.2
9th KNOX	Beginning Open	1,214	986	0	214	73	0	2,487	10,586	23.5
	New Filed	595	573	155	105	174	6	1,608	6,436	25.0
	Reinstated	0	0	0	0	0	0	0	3	0.0
	Closed	723	858	95	172	172	0	2,020	7,266	27.8
	Ending Open	1,460	1,259	59	300	135	6	3,219	13,813	23.3
9th MCDONOUGH	Beginning Open	317	276	0	118	776	0	1,487	5,818	25.6
	New Filed	183	235	53	83	287	7	848	3,457	24.5
	Reinstated	0	0	0	0	0	0	0	0	0.0
	Closed	194	245	27	60	318	4	848	3,481	24.4
	Ending Open	346	264	26	80	66	0	782	4,536	17.2
9th WARREN	Beginning Open	249	160	0	86	40	0	535	2,735	19.6
	New Filed	175	75	31	24	291	2	598	2,204	27.1
	Reinstated	0	0	0	0	0	0	0	15	0.0
	Closed	197	88	17	31	239	1	573	2,220	25.8
	Ending Open	223	146	14	79	92	1	555	2,258	24.6
9th CIRCUIT TOTAL	Beginning Open	2,735	2,351	0	807	1,067	0	6,960	29,661	23.5
	New Filed	1,468	1,302	331	377	981	15	4,474	19,941	22.4
	Reinstated	0	0	0	0	0	0	0	22	0.0
	Closed	1,638	1,630	175	484	940	5	4,872	21,254	22.9
	Ending Open	2,944	2,453	154	768	486	7	6,812	30,727	22.2

\* TOTAL OF ALL CASES IN ALL CATEGORIES: CIVIL, FAMILY, CRIMINAL, CONSERVATION & TRAFFIC, JUVENILE, AND OTHER

# CRIMINAL CASELOAD CONTINUED

CIRCUIT / COUNTY		CRIMINAL FELONY	CRIMINAL MISDEMEANOR	DOMESTIC VIOLENCE	DRIVING UNDER INFLUENCE	ORDINANCE VIOLATION	QUASI-CRIMINAL	TOTAL CRIMINAL CASES	TOTAL ALL CASES*	CRIMINAL CASES AS % OF ALL CASES
10th MARSHALL	Beginning Open	75	93	0	41	8	0	217	1,152	18.8
	New Filed	44	70	12	29	5	11	171	972	17.6
	Reinstated	0	0	0	0	0	0	0	4	0.0
	Closed	44	73	4	18	8	9	156	1,019	15.3
	Ending Open	76	90	8	52	5	2	233	997	23.4
10th PEORIA	Beginning Open	1,120	1,153	0	736	343	0	3,352	37,381	9.0
	New Filed	1,124	1,099	312	285	661	0	3,481	21,233	16.4
	Reinstated	0	0	0	0	14	0	14	14	100.0
	Closed	875	1,336	175	324	762	0	3,472	21,760	16.0
	Ending Open	1,364	909	137	698	256	0	3,364	36,868	9.1
10th PUTNAM	Beginning Open	26	60	0	26	5	0	117	867	13.5
	New Filed	11	25	6	4	9	0	55	704	7.8
	Reinstated	0	0	0	0	0	0	0	3	0.0
	Closed	14	27	2	21	5	0	69	732	9.4
	Ending Open	23	58	4	8	9	0	102	733	13.9
10th STARK	Beginning Open	39	23	0	21	0	0	83	702	11.8
	New Filed	32	17	8	10	4	0	71	643	11.0
	Reinstated	0	0	0	0	0	0	0	4	0.0
	Closed	19	19	2	18	4	0	62	718	8.6
	Ending Open	52	21	6	13	0	0	92	555	16.6
10th TAZEWELL	Beginning Open	730	544	0	475	120	0	1,869	14,883	12.6
	New Filed	677	561	152	288	300	0	1,978	16,386	12.1
	Reinstated	22	4	0	0	5	0	31	234	13.2
	Closed	703	725	84	396	337	0	2,245	18,158	12.4
	Ending Open	874	468	68	400	120	0	1,930	14,709	13.1
10th CIRCUIT TOTAL	Beginning Open	1,990	1,873	0	1,299	476	0	5,638	54,985	10.3
	New Filed	1,888	1,772	490	616	979	11	5,756	39,938	14.4
	Reinstated	22	4	0	0	19	0	45	259	17.4
	Closed	1,655	2,180	267	777	1,116	9	6,004	42,387	14.2
	Ending Open	2,389	1,546	223	1,171	390	2	5,721	53,862	10.6

\* TOTAL OF ALL CASES IN ALL CATEGORIES: CIVIL, FAMILY, CRIMINAL, CONSERVATION & TRAFFIC, JUVENILE, AND OTHER

# CRIMINAL CASELOAD CONTINUED

CIRCUIT / COUNTY		CRIMINAL FELONY	CRIMINAL MISDEMEANOR	DOMESTIC VIOLENCE	DRIVING UNDER INFLUENCE	ORDINANCE VIOLATION	QUASI-CRIMINAL	TOTAL CRIMINAL CASES	TOTAL ALL CASES*	CRIMINAL CASES AS % OF ALL CASES
11th FORD	Beginning Open	218	151	0	92	69	0	530	2,396	22.1
	New Filed	138	45	10	19	18	1	231	1,247	18.5
	Reinstated	0	0	0	0	0	0	0	0	0.0
	Closed	119	64	6	42	22	0	253	1,369	18.5
	Ending Open	229	129	4	65	65	1	493	1,419	34.7
11th LIVINGSTON	Beginning Open	463	247	0	136	453	0	1,299	7,205	18.0
	New Filed	303	161	51	106	42	2	665	4,315	15.4
	Reinstated	0	0	0	0	0	0	0	1	0.0
	Closed	357	191	11	103	36	1	699	4,440	15.7
	Ending Open	404	215	40	138	459	1	1,257	6,819	18.4
11th LOGAN	Beginning Open	377	487	0	102	56	0	1,022	6,556	15.6
	New Filed	239	198	57	83	163	0	740	4,247	17.4
	Reinstated	0	0	0	0	0	0	0	0	0.0
	Closed	204	199	18	67	150	0	638	4,033	15.8
	Ending Open	403	486	39	118	70	0	1,116	6,778	16.5
11th MCLEAN	Beginning Open	1,198	866	0	683	-20	0	2,727	15,272	17.9
	New Filed	1,300	999	260	640	284	0	3,483	22,215	15.7
	Reinstated	144	67	0	11	8	0	230	567	40.6
	Closed	1,403	1,021	85	803	332	0	3,644	25,041	14.6
	Ending Open	1,239	911	175	503	57	0	2,885	13,464	21.4
11th WOODFORD	Beginning Open	207	196	0	77	31	0	511	6,554	7.8
	New Filed	258	132	34	103	74	0	601	3,477	17.3
	Reinstated	0	0	0	0	0	0	0	9	0.0
	Closed	227	127	22	97	74	0	547	3,384	16.2
	Ending Open	234	200	12	83	31	0	560	6,106	9.2
11th CIRCUIT TOTAL	Beginning Open	2,463	1,947	0	1,090	589	0	6,089	37,983	16.0
	New Filed	2,238	1,535	412	951	581	3	5,720	35,501	16.1
	Reinstated	144	67	0	11	8	0	230	577	39.9
	Closed	2,310	1,602	142	1,112	614	1	5,781	38,267	15.1
	Ending Open	2,509	1,941	270	907	682	2	6,311	34,586	18.2

\* TOTAL OF ALL CASES IN ALL CATEGORIES: CIVIL, FAMILY, CRIMINAL, CONSERVATION & TRAFFIC, JUVENILE, AND OTHER

# CRIMINAL CASELOAD CONTINUED

CIRCUIT / COUNTY		CRIMINAL FELONY	CRIMINAL MISDEMEANOR	DOMESTIC VIOLENCE	DRIVING UNDER INFLUENCE	ORDINANCE VIOLATION	QUASI-CRIMINAL	TOTAL CRIMINAL CASES	TOTAL ALL CASES*	CRIMINAL CASES AS % OF ALL CASES
12th WILL	Beginning Open	4,414	3,548	0	3,847	4,421	0	16,230	95,669	17.0
	New Filed	2,076	1,381	675	1,085	2,145	28	7,390	83,371	8.9
	Reinstated	32	16	0	3	45	1	97	2,883	3.4
	Closed	1,955	2,177	189	1,315	2,249	17	7,902	99,545	7.9
	Ending Open	4,569	2,770	486	3,624	4,437	12	15,898	79,623	20.0
12th CIRCUIT TOTAL	Beginning Open	4,414	3,548	0	3,847	4,421	0	16,230	95,669	17.0
	New Filed	2,076	1,381	675	1,085	2,145	28	7,390	83,371	8.9
	Reinstated	32	16	0	3	45	1	97	2,883	3.4
	Closed	1,955	2,177	189	1,315	2,249	17	7,902	99,545	7.9
	Ending Open	4,569	2,770	486	3,624	4,437	12	15,898	79,623	20.0
13th BUREAU	Beginning Open	76	269	0	99	47	0	491	5,022	9.8
	New Filed	72	154	28	56	57	0	367	2,945	12.5
	Reinstated	0	0	0	0	0	0	0	0	0.0
	Closed	72	197	14	76	55	0	414	3,508	11.8
	Ending Open	73	161	14	73	48	0	369	4,556	8.1
13th GRUNDY	Beginning Open	428	240	0	301	41	0	1,010	4,870	20.7
	New Filed	330	212	74	295	335	3	1,249	6,943	18.0
	Reinstated	0	0	0	0	0	0	0	105	0.0
	Closed	305	256	28	263	311	3	1,166	7,628	15.3
	Ending Open	462	241	46	348	65	0	1,162	4,113	28.3
13th LASALLE	Beginning Open	488	401	0	367	99	0	1,355	12,355	11.0
	New Filed	514	562	248	355	321	0	2,000	13,801	14.5
	Reinstated	30	29	0	14	6	0	79	381	20.7
	Closed	482	648	136	415	325	0	2,006	15,435	13.0
	Ending Open	554	327	111	308	92	0	1,392	10,409	13.4
13th CIRCUIT TOTAL	Beginning Open	992	910	0	767	187	0	2,856	22,247	12.8
	New Filed	916	928	350	706	713	3	3,616	23,689	15.3
	Reinstated	30	29	0	14	6	0	79	486	16.3
	Closed	859	1,101	178	754	691	3	3,586	26,571	13.5
	Ending Open	1,089	729	171	729	205	0	2,923	19,078	15.3

\* TOTAL OF ALL CASES IN ALL CATEGORIES: CIVIL, FAMILY, CRIMINAL, CONSERVATION & TRAFFIC, JUVENILE, AND OTHER

# CRIMINAL CASELOAD CONTINUED

CIRCUIT / COUNTY		CRIMINAL FELONY	CRIMINAL MISDEMEANOR	DOMESTIC VIOLENCE	DRIVING UNDER INFLUENCE	ORDINANCE VIOLATION	QUASI-CRIMINAL	TOTAL CRIMINAL CASES	TOTAL ALL CASES*	CRIMINAL CASES AS % OF ALL CASES
14th HENRY	Beginning Open	750	533	0	292	63	0	1,638	12,006	13.6
	New Filed	363	257	52	105	153	4	934	5,693	16.4
	Reinstated	0	0	0	0	0	0	0	0	0.0
	Closed	429	265	20	96	172	2	984	6,233	15.8
	Ending Open	671	513	31	299	39	2	1,555	10,197	15.2
14th MERCER	Beginning Open	142	78	0	28	113	0	361	1,641	22.0
	New Filed	113	47	10	27	56	3	256	1,202	21.3
	Reinstated	0	0	0	0	0	0	0	0	0.0
	Closed	105	42	4	27	86	1	265	1,182	22.4
	Ending Open	150	82	6	28	73	1	340	1,372	24.8
14th ROCK ISLAND	Beginning Open	1,477	2,282	0	851	2,017	0	6,627	40,129	16.5
	New Filed	957	469	273	419	289	0	2,407	19,739	12.2
	Reinstated	0	0	0	0	0	0	0	11	0.0
	Closed	1,080	809	155	543	245	0	2,832	21,852	13.0
	Ending Open	1,329	1,914	118	720	2,052	0	6,133	36,189	16.9
14th WHITESIDE	Beginning Open	860	511	0	291	125	0	1,787	9,839	18.2
	New Filed	434	256	28	157	94	0	969	9,478	10.2
	Reinstated	0	0	0	0	0	0	0	4	0.0
	Closed	395	231	15	181	110	0	932	9,578	9.7
	Ending Open	897	534	13	264	105	0	1,813	9,218	19.7
14th CIRCUIT TOTAL	Beginning Open	3,229	3,404	0	1,462	2,318	0	10,413	63,615	16.4
	New Filed	1,867	1,029	363	708	592	7	4,566	36,112	12.6
	Reinstated	0	0	0	0	0	0	0	15	0.0
	Closed	2,009	1,347	194	847	613	3	5,013	38,845	12.9
	Ending Open	3,047	3,043	168	1,311	2,269	3	9,841	56,976	17.3
15th CARROLL	Beginning Open	162	326	0	62	40	0	590	2,546	23.2
	New Filed	90	81	21	38	21	0	251	1,880	13.4
	Reinstated	0	0	0	0	0	0	0	0	0.0
	Closed	133	230	5	32	21	0	421	2,037	20.7
	Ending Open	127	219	16	69	39	0	470	2,231	21.1

\* TOTAL OF ALL CASES IN ALL CATEGORIES: CIVIL, FAMILY, CRIMINAL, CONSERVATION & TRAFFIC, JUVENILE, AND OTHER

# CRIMINAL CASELOAD CONTINUED

CIRCUIT / COUNTY		CRIMINAL FELONY	CRIMINAL MISDEMEANOR	DOMESTIC VIOLENCE	DRIVING UNDER INFLUENCE	ORDINANCE VIOLATION	QUASI-CRIMINAL	TOTAL CRIMINAL CASES	TOTAL ALL CASES*	CRIMINAL CASES AS % OF ALL CASES
15th JO DAVIESS	Beginning Open	111	150	0	82	45	0	388	3,023	12.8
	New Filed	109	139	32	138	81	0	499	2,771	18.0
	Reinstated	0	0	0	0	0	0	0	0	0.0
	Closed	146	131	15	116	95	0	503	3,578	14.1
	Ending Open	81	161	17	106	36	0	401	2,131	18.8
15th LEE	Beginning Open	415	365	0	162	49	0	991	7,491	13.2
	New Filed	268	97	40	102	176	0	683	4,470	15.3
	Reinstated	2	0	0	0	0	0	2	4	50.0
	Closed	235	141	13	133	189	0	711	4,942	14.4
	Ending Open	462	226	27	130	38	0	883	5,425	16.3
15th OGLE	Beginning Open	366	739	0	279	107	0	1,491	11,056	13.5
	New Filed	298	154	58	175	25	0	710	6,982	10.2
	Reinstated	0	0	0	0	0	0	0	0	0.0
	Closed	279	186	23	201	22	0	711	7,644	9.3
	Ending Open	379	683	35	255	110	0	1,462	10,022	14.6
15th STEPHENSON	Beginning Open	414	725	0	179	105	0	1,423	6,619	21.5
	New Filed	374	473	151	84	159	3	1,244	7,157	17.4
	Reinstated	0	0	0	0	0	0	0	6	0.0
	Closed	347	636	95	125	224	2	1,429	7,873	18.2
	Ending Open	431	551	55	136	41	1	1,215	5,455	22.3
15th CIRCUIT TOTAL	Beginning Open	1,468	2,305	0	764	346	0	4,883	30,735	15.9
	New Filed	1,139	944	302	537	462	3	3,387	23,260	14.6
	Reinstated	2	0	0	0	0	0	2	10	20.0
	Closed	1,140	1,324	151	607	551	2	3,775	26,074	14.5
	Ending Open	1,480	1,840	150	696	264	1	4,431	25,264	17.5
16th KANE	Beginning Open	4,199	3,852	0	2,157	1,176	0	11,384	102,623	11.1
	New Filed	2,414	1,706	903	1,023	1,401	12	7,459	51,934	14.4
	Reinstated	91	47	1	26	87	0	252	2,348	10.7
	Closed	2,400	5,243	141	2,660	1,552	9	12,005	75,480	15.9
	Ending Open	5,947	6,794	763	2,350	1,844	3	17,701	52,178	33.9

\* TOTAL OF ALL CASES IN ALL CATEGORIES: CIVIL, FAMILY, CRIMINAL, CONSERVATION & TRAFFIC, JUVENILE, AND OTHER

# CRIMINAL CASELOAD CONTINUED

CIRCUIT / COUNTY		CRIMINAL FELONY	CRIMINAL MISDEMEANOR	DOMESTIC VIOLENCE	DRIVING UNDER INFLUENCE	ORDINANCE VIOLATION	QUASI-CRIMINAL	TOTAL CRIMINAL CASES	TOTAL ALL CASES*	CRIMINAL CASES AS % OF ALL CASES
16th CIRCUIT TOTAL	Beginning Open	4,199	3,852	0	2,157	1,176	0	11,384	102,623	11.1
	New Filed	2,414	1,706	903	1,023	1,401	12	7,459	51,934	14.4
	Reinstated	91	47	1	26	87	0	252	2,348	10.7
	Closed	2,400	5,243	141	2,660	1,552	9	12,005	75,480	15.9
	Ending Open	5,947	6,794	763	2,350	1,844	3	17,701	52,178	33.9
17th BOONE	Beginning Open	499	809	0	449	45	0	1,802	12,755	14.1
	New Filed	324	139	64	181	241	0	949	5,846	16.2
	Reinstated	1	0	0	0	0	0	1	2	50.0
	Closed	364	246	23	251	219	0	1,103	6,957	15.9
	Ending Open	466	705	41	379	67	0	1,658	11,453	14.5
17th WINNEBAGO	Beginning Open	3,709	7,481	0	1,912	477	0	13,579	69,595	19.5
	New Filed	3,057	2,039	469	841	397	1	6,804	39,679	17.1
	Reinstated	2	0	0	0	0	0	2	176	1.1
	Closed	2,621	2,613	146	982	394	1	6,757	43,257	15.6
	Ending Open	4,161	6,326	322	1,760	479	0	13,048	61,815	21.1
17th CIRCUIT TOTAL	Beginning Open	4,208	8,290	0	2,361	522	0	15,381	82,350	18.7
	New Filed	3,381	2,178	533	1,022	638	1	7,753	45,525	17.0
	Reinstated	3	0	0	0	0	0	3	178	1.7
	Closed	2,985	2,859	169	1,233	613	1	7,860	50,214	15.7
	Ending Open	4,627	7,031	363	2,139	546	0	14,706	73,268	20.1
18th DUPAGE	Beginning Open	3,140	2,827	0	4,743	2,439	0	13,149	59,261	22.2
	New Filed	2,783	1,971	1,743	2,743	1,943	23	11,206	111,829	10.0
	Reinstated	47	14	11	24	14	0	110	833	13.2
	Closed	2,572	2,063	1,940	2,958	2,234	16	11,783	114,995	10.2
	Ending Open	7,076	11,784	2,259	8,740	3,594	7	33,460	100,038	33.4
18th CIRCUIT TOTAL	Beginning Open	3,140	2,827	0	4,743	2,439	0	13,149	59,261	22.2
	New Filed	2,783	1,971	1,743	2,743	1,943	23	11,206	111,829	10.0
	Reinstated	47	14	11	24	14	0	110	833	13.2
	Closed	2,572	2,063	1,940	2,958	2,234	16	11,783	114,995	10.2
	Ending Open	7,076	11,784	2,259	8,740	3,594	7	33,460	100,038	33.4

\* TOTAL OF ALL CASES IN ALL CATEGORIES: CIVIL, FAMILY, CRIMINAL, CONSERVATION & TRAFFIC, JUVENILE, AND OTHER

# CRIMINAL CASELOAD CONTINUED

CIRCUIT / COUNTY		CRIMINAL FELONY	CRIMINAL MISDEMEANOR	DOMESTIC VIOLENCE	DRIVING UNDER INFLUENCE	ORDINANCE VIOLATION	QUASI-CRIMINAL	TOTAL CRIMINAL CASES	TOTAL ALL CASES*	CRIMINAL CASES AS % OF ALL CASES
19th LAKE	Beginning Open	1,931	1,725	0	1,952	605	0	6,213	37,938	16.4
	New Filed	2,168	1,707	597	1,723	1,239	25	7,459	67,704	11.0
	Reinstated	354	279	2	127	32	0	794	3,850	20.6
	Closed	2,682	2,562	307	2,454	1,422	21	9,448	82,046	11.5
	Ending Open	1,771	1,149	292	1,347	454	4	5,017	27,452	18.3
19th CIRCUIT TOTAL	Beginning Open	1,931	1,725	0	1,952	605	0	6,213	37,938	16.4
	New Filed	2,168	1,707	597	1,723	1,239	25	7,459	67,704	11.0
	Reinstated	354	279	2	127	32	0	794	3,850	20.6
	Closed	2,682	2,562	307	2,454	1,422	21	9,448	82,046	11.5
	Ending Open	1,771	1,149	292	1,347	454	4	5,017	27,452	18.3
20th MONROE	Beginning Open	372	269	0	111	62	0	814	3,750	21.7
	New Filed	271	111	34	87	105	0	608	3,944	15.4
	Reinstated	0	0	0	0	0	0	0	9	0.0
	Closed	297	185	19	116	116	0	733	4,994	14.7
	Ending Open	355	191	15	81	49	3	694	2,519	27.6
20th PERRY	Beginning Open	152	80	0	47	140	0	419	3,787	11.1
	New Filed	141	78	19	30	121	0	389	1,739	22.4
	Reinstated	0	0	0	0	0	0	0	0	0.0
	Closed	127	84	12	38	222	0	483	2,304	21.0
	Ending Open	167	74	7	40	34	0	322	3,132	10.3
20th RANDOLPH	Beginning Open	293	149	0	56	87	0	585	3,198	18.3
	New Filed	327	175	51	55	134	0	742	3,392	21.9
	Reinstated	0	0	0	0	0	0	0	2	0.0
	Closed	298	153	36	53	123	0	663	3,249	20.4
	Ending Open	282	157	15	56	98	0	608	2,706	22.5
20th ST. CLAIR	Beginning Open	2,402	17,648	0	2,129	9,731	0	31,910	122,140	26.1
	New Filed	2,118	2,820	148	608	2,613	10	8,317	39,452	21.1
	Reinstated	0	2	0	0	0	0	2	53	3.8
	Closed	1,703	2,563	38	421	3,659	4	8,388	36,096	23.2
	Ending Open	1,987	16,234	68	2,569	9,752	3	30,613	95,390	32.1

\* TOTAL OF ALL CASES IN ALL CATEGORIES: CIVIL, FAMILY, CRIMINAL, CONSERVATION & TRAFFIC, JUVENILE, AND OTHER



# CRIMINAL CASELOAD CONTINUED

CIRCUIT / COUNTY		CRIMINAL FELONY	CRIMINAL MISDEMEANOR	DOMESTIC VIOLENCE	DRIVING UNDER INFLUENCE	ORDINANCE VIOLATION	QUASI-CRIMINAL	TOTAL CRIMINAL CASES	TOTAL ALL CASES*	CRIMINAL CASES AS % OF ALL CASES
20th WASHINGTON	Beginning Open	132	90	0	41	10	0	273	3,145	8.7
	New Filed	109	100	15	24	34	0	282	1,372	20.6
	Reinstated	0	0	0	0	0	0	0	0	0.0
	Closed	122	107	10	28	34	0	301	1,453	20.7
	Ending Open	118	81	5	36	10	0	250	2,772	9.0
20th CIRCUIT TOTAL	Beginning Open	3,351	18,236	0	2,384	10,030	0	34,001	136,020	25.0
	New Filed	2,966	3,284	267	804	3,007	10	10,338	49,899	20.7
	Reinstated	0	2	0	0	0	0	2	64	3.1
	Closed	2,547	3,092	115	656	4,154	4	10,568	48,096	22.0
	Ending Open	2,909	16,737	110	2,782	9,943	6	32,487	106,519	30.5
21st IROQUOIS	Beginning Open	275	547	0	208	191	0	1,221	11,322	10.8
	New Filed	133	124	41	51	23	0	372	3,218	11.6
	Reinstated	0	0	0	0	0	0	0	0	0.0
	Closed	137	140	20	56	27	0	380	3,507	10.8
	Ending Open	262	528	21	198	183	0	1,192	10,759	11.1
21st KANKAKEE	Beginning Open	2,237	1,976	0	2,395	1,328	0	7,936	32,496	24.4
	New Filed	782	595	225	374	406	0	2,382	14,599	16.3
	Reinstated	0	0	0	0	0	0	0	0	0.0
	Closed	689	466	16	270	380	0	1,821	13,343	13.6
	Ending Open	2,330	2,105	209	2,499	1,354	0	8,497	33,752	25.2
21st CIRCUIT TOTAL	Beginning Open	2,512	2,523	0	2,603	1,519	0	9,157	43,818	20.9
	New Filed	915	719	266	425	429	0	2,754	17,817	15.5
	Reinstated	0	0	0	0	0	0	0	0	0.0
	Closed	826	606	36	326	407	0	2,201	16,850	13.1
	Ending Open	2,592	2,633	230	2,697	1,537	0	9,689	44,511	21.8
22nd MCHENRY	Beginning Open	1,272	1,403	0	836	514	0	4,025	16,876	23.9
	New Filed	1,051	840	467	710	1,295	14	4,377	38,747	11.3
	Reinstated	35	25	0	14	17	0	91	690	13.2
	Closed	870	1,275	106	889	1,490	11	4,641	41,725	11.1
	Ending Open	1,495	992	361	673	336	3	3,860	14,545	26.5

\* TOTAL OF ALL CASES IN ALL CATEGORIES: CIVIL, FAMILY, CRIMINAL, CONSERVATION & TRAFFIC, JUVENILE, AND OTHER

# CRIMINAL CASELOAD CONTINUED

CIRCUIT / COUNTY		CRIMINAL FELONY	CRIMINAL MISDEMEANOR	DOMESTIC VIOLENCE	DRIVING UNDER INFLUENCE	ORDINANCE VIOLATION	QUASI-CRIMINAL	TOTAL CRIMINAL CASES	TOTAL ALL CASES*	CRIMINAL CASES AS % OF ALL CASES
22nd CIRCUIT TOTAL	Beginning Open	1,272	1,403	0	836	514	0	4,025	16,876	23.9
	New Filed	1,051	840	467	710	1,295	14	4,377	38,747	11.3
	Reinstated	35	25	0	14	17	0	91	690	13.2
	Closed	870	1,275	106	889	1,490	11	4,641	41,725	11.1
	Ending Open	1,495	992	361	673	336	3	3,860	14,545	26.5
23rd DEKALB	Beginning Open	1,317	1,820	0	592	14	0	3,743	12,665	29.6
	New Filed	708	700	277	245	10	2	1,942	11,969	16.2
	Reinstated	1	6	0	1	0	0	8	120	6.7
	Closed	854	1,206	69	373	18	1	2,521	13,731	18.4
	Ending Open	1,230	1,387	206	452	11	1	3,287	10,249	32.1
23rd KENDALL	Beginning Open	808	983	0	356	12	0	2,159	9,158	23.6
	New Filed	475	312	156	279	26	0	1,248	10,485	11.9
	Reinstated	3	1	0	0	0	0	4	185	2.2
	Closed	446	529	38	229	30	0	1,272	11,547	11.0
	Ending Open	765	718	115	375	61	0	2,034	8,685	23.4
23rd CIRCUIT TOTAL	Beginning Open	2,125	2,803	0	948	26	0	5,902	21,823	27.0
	New Filed	1,183	1,012	433	524	36	2	3,190	22,454	14.2
	Reinstated	4	7	0	1	0	0	12	305	3.9
	Closed	1,300	1,735	107	602	48	1	3,793	25,278	15.0
	Ending Open	1,995	2,105	321	827	72	1	5,321	18,934	28.1
DOWNSTATE TOTAL	Beginning Open	70,187	86,868	0	36,241	37,889	0	231,185	1,409,471	16.4
	New Filed	48,657	34,115	11,040	18,401	23,844	207	136,264	946,557	14.4
	Reinstated	1,045	526	16	237	236	1	2,061	13,483	15.3
	Closed	49,777	46,093	5,526	22,791	26,288	122	150,597	1,049,758	14.3
	Ending Open	79,194	90,226	7,925	40,876	38,173	82	256,476	1,412,664	18.2
COOK **	Beginning Open	22,277	1,950	655	6,228	95	0	31,205	153,927	20.3
	New Filed	16,644	45,685	9,821	3,657	116	0	75,923	481,944	15.8
	Reinstated	4,405	10,256	4,369	6,742	18	0	25,790	68,818	37.5
	Closed	19,595	42,998	9,504	2,892	104	0	75,093	395,285	19.0
	Ending Open	23,731	14,893	5,341	13,735	125	0	57,825	309,404	18.7
STATE TOTAL	Beginning Open	92,464	88,818	655	42,469	37,984	0	262,390	1,563,398	16.8
	New Filed	65,301	79,800	20,861	22,058	23,960	207	212,187	1,428,501	14.9
	Reinstated	5,450	10,782	4,385	6,979	254	1	27,851	82,301	33.8
	Closed	69,372	89,091	15,030	25,683	26,392	122	225,690	1,445,043	15.6
	Ending Open	102,925	105,119	13,266	54,611	38,298	82	314,301	1,722,068	18.3

\* TOTAL OF ALL CASES IN ALL CATEGORIES: CIVIL, FAMILY, CRIMINAL, CONSERVATION & TRAFFIC, JUVENILE, AND OTHER

\*\*Due to changes in Cook County's case management system, there are variances in the number of cases being reported as open on January 1, 2022, when compared to the number of cases reported as open on December 31, 2021. There will also be noticeable differences in the number of cases filed and closed in 2022 when compared to prior years.

# CONSERVATION & TRAFFIC CASELOAD STATISTICS BY COUNTY CIRCUIT COURTS - CALENDAR YEAR 2022

CIRCUIT / COUNTY		CONSERVATION	MAJOR TRAFFIC	MINOR TRAFFIC	TOTAL CONSERVATION & TRAFFIC CASES	TOTAL ALL CASES*	ALL CONSERVATION & TRAFFIC CASES AS % OF ALL CASES
1st ALEXANDER	Beginning Open	218	0	31,603	31,821	38,363	82.9
	New Filed	10	187	1,538	1,735	2,137	81.2
	Reinstated	0	0	0	0	0	0.0
	Closed	16	107	2,060	2,183	2,492	87.6
	Ending Open	212	76	30,101	30,389	37,000	82.1
1st JACKSON	Beginning Open	28	0	1,262	1,290	4,418	29.2
	New Filed	52	627	2,128	2,807	6,771	41.5
	Reinstated	0	0	0	0	37	0.0
	Closed	68	383	2,976	3,427	7,226	47.4
	Ending Open	11	244	382	637	3,593	17.7
1st JOHNSON	Beginning Open	33	0	7,720	7,753	8,849	87.6
	New Filed	21	262	2,310	2,593	3,272	79.2
	Reinstated	0	0	0	0	0	0.0
	Closed	19	164	3,360	3,543	4,261	83.1
	Ending Open	35	96	6,959	7,090	8,098	87.6
1st MASSAC	Beginning Open	16	0	3,688	3,704	6,655	55.7
	New Filed	32	442	4,208	4,682	5,646	82.9
	Reinstated	0	0	0	0	0	0.0
	Closed	33	230	4,898	5,161	6,044	85.4
	Ending Open	13	203	2,640	2,856	5,897	48.4
1st POPE	Beginning Open	20	0	265	285	682	41.8
	New Filed	25	45	308	378	562	67.3
	Reinstated	0	0	0	0	0	0.0
	Closed	21	27	302	350	501	69.9
	Ending Open	23	18	258	299	727	41.1
1st PULASKI	Beginning Open	66	0	59,618	59,684	62,901	94.9
	New Filed	4	1,436	5,925	7,365	7,774	94.7
	Reinstated	0	0	0	0	0	0.0
	Closed	10	1,167	6,756	7,933	8,224	96.5
	Ending Open	60	269	58,766	59,095	62,250	94.9

\* TOTAL OF ALL CASES IN ALL CATEGORIES: CIVIL, FAMILY, CRIMINAL, CONSERVATION & TRAFFIC, JUVENILE, AND OTHER

# CONSERVATION & TRAFFIC CASELOAD CONTINUED

CIRCUIT / COUNTY		CONSERVATION	MAJOR TRAFFIC	MINOR TRAFFIC	TOTAL CONSERVATION & TRAFFIC CASES	TOTAL ALL CASES*	ALL CONSERVATION & TRAFFIC CASES AS % OF ALL CASES
1st SALINE	Beginning Open	15	0	1,552	1,567	5,944	26.4
	New Filed	25	455	1,343	1,823	3,881	47.0
	Reinstated	0	0	0	0	2	0.0
	Closed	26	211	1,844	2,081	4,863	42.8
	Ending Open	14	242	979	1,235	3,711	33.3
1st UNION	Beginning Open	25	0	889	914	2,020	45.2
	New Filed	13	344	1,059	1,416	2,592	54.6
	Reinstated	0	0	0	0	0	0.0
	Closed	23	195	1,488	1,706	2,863	59.6
	Ending Open	14	148	447	609	1,714	35.5
1st WILLIAMSON	Beginning Open	47	0	6,081	6,128	10,982	55.8
	New Filed	32	1,625	7,126	8,783	14,011	62.7
	Reinstated	0	0	0	0	11	0.0
	Closed	61	739	10,754	11,554	17,101	67.6
	Ending Open	17	884	2,412	3,313	7,695	43.1
1st CIRCUIT TOTAL	Beginning Open	468	0	112,678	113,146	140,814	80.4
	New Filed	214	5,423	25,945	31,582	46,646	67.7
	Reinstated	0	0	0	0	50	0.0
	Closed	277	3,223	34,438	37,938	53,575	70.8
	Ending Open	399	2,180	102,944	105,523	130,685	80.7
2nd CRAWFORD	Beginning Open	26	0	857	883	3,541	24.9
	New Filed	10	184	429	623	1,878	33.2
	Reinstated	0	0	1	1	7	14.3
	Closed	17	119	571	707	1,802	39.2
	Ending Open	19	65	714	798	3,599	22.2
2nd EDWARDS	Beginning Open	1	0	206	207	625	33.1
	New Filed	0	41	288	329	638	51.6
	Reinstated	0	0	0	0	0	0.0
	Closed	1	28	369	398	720	55.3
	Ending Open	0	13	125	138	493	28.0

\* TOTAL OF ALL CASES IN ALL CATEGORIES: CIVIL, FAMILY, CRIMINAL, CONSERVATION & TRAFFIC, JUVENILE, AND OTHER

# CONSERVATION & TRAFFIC CASELOAD CONTINUED

CIRCUIT / COUNTY		CONSERVATION	MAJOR TRAFFIC	MINOR TRAFFIC	TOTAL CONSERVATION & TRAFFIC CASES	TOTAL ALL CASES*	ALL CONSERVATION & TRAFFIC CASES AS % OF ALL CASES
2nd FRANKLIN	Beginning Open	119	0	4,811	4,930	14,274	34.5
	New Filed	49	584	1,465	2,098	5,072	41.4
	Reinstated	0	0	0	0	0	0.0
	Closed	51	201	2,187	2,439	5,245	46.5
	Ending Open	115	375	3,886	4,376	8,212	53.3
2nd GALLATIN	Beginning Open	15	0	296	311	1,560	19.9
	New Filed	8	74	367	449	794	56.5
	Reinstated	0	0	0	0	0	0.0
	Closed	6	44	416	466	789	59.1
	Ending Open	8	29	228	265	1,533	17.3
2nd HAMILTON	Beginning Open	28	0	346	374	796	47.0
	New Filed	39	129	438	606	1,138	53.3
	Reinstated	0	0	0	0	0	0.0
	Closed	49	82	522	653	1,104	59.1
	Ending Open	18	47	257	322	805	40.0
2nd HARDIN	Beginning Open	8	0	133	141	775	18.2
	New Filed	6	54	172	232	468	49.6
	Reinstated	0	0	0	0	0	0.0
	Closed	7	33	258	298	649	45.9
	Ending Open	2	20	30	52	228	22.8
2nd JEFFERSON	Beginning Open	27	0	2,943	2,970	10,770	27.6
	New Filed	25	496	1,180	1,701	4,336	39.2
	Reinstated	0	0	0	0	28	0.0
	Closed	24	201	1,613	1,838	4,372	42.0
	Ending Open	27	294	2,484	2,805	10,793	26.0
2nd LAWRENCE	Beginning Open	47	0	675	722	2,328	31.0
	New Filed	12	104	301	417	1,500	27.8
	Reinstated	0	0	0	0	0	0.0
	Closed	12	85	397	494	1,375	35.9
	Ending Open	47	18	754	819	2,743	29.9

\* TOTAL OF ALL CASES IN ALL CATEGORIES: CIVIL, FAMILY, CRIMINAL, CONSERVATION & TRAFFIC, JUVENILE, AND OTHER

# CONSERVATION & TRAFFIC CASELOAD CONTINUED

CIRCUIT / COUNTY		CONSERVATION	MAJOR TRAFFIC	MINOR TRAFFIC	TOTAL CONSERVATION & TRAFFIC CASES	TOTAL ALL CASES*	ALL CONSERVATION & TRAFFIC CASES AS % OF ALL CASES
2nd RICHLAND	Beginning Open	3	0	386	389	1,610	24.2
	New Filed	11	204	507	722	1,932	37.4
	Reinstated	0	0	0	0	0	0.0
	Closed	8	108	692	808	2,075	38.9
	Ending Open	5	94	198	297	1,431	20.8
2nd WABASH	Beginning Open	3	0	688	691	2,596	26.6
	New Filed	4	111	379	494	1,115	44.3
	Reinstated	0	0	0	0	0	0.0
	Closed	4	69	442	515	1,001	51.4
	Ending Open	3	42	622	667	2,712	24.6
2nd WAYNE	Beginning Open	41	0	3,672	3,713	5,489	67.6
	New Filed	14	160	1,023	1,197	2,099	57.0
	Reinstated	0	0	0	0	1	0.0
	Closed	31	58	1,529	1,618	2,529	64.0
	Ending Open	23	102	3,223	3,348	4,924	68.0
2nd WHITE	Beginning Open	68	0	5,426	5,494	6,673	82.3
	New Filed	13	297	1,126	1,436	2,528	56.8
	Reinstated	0	0	0	0	2	0.0
	Closed	17	223	1,318	1,558	2,658	58.6
	Ending Open	64	73	5,233	5,370	6,551	82.0
2nd CIRCUIT TOTAL	Beginning Open	386	0	20,439	20,825	51,037	40.8
	New Filed	191	2,438	7,675	10,304	23,498	43.9
	Reinstated	0	0	1	1	38	2.6
	Closed	227	1,251	10,314	11,792	24,319	48.5
	Ending Open	331	1,172	17,754	19,257	44,024	43.7
3rd BOND	Beginning Open	29	0	5,155	5,184	11,037	47.0
	New Filed	8	110	1,996	2,114	3,008	70.3
	Reinstated	0	0	0	0	0	0.0
	Closed	18	87	2,325	2,430	3,083	78.8
	Ending Open	19	22	4,822	4,863	10,766	45.2

\* TOTAL OF ALL CASES IN ALL CATEGORIES: CIVIL, FAMILY, CRIMINAL, CONSERVATION & TRAFFIC, JUVENILE, AND OTHER

# CONSERVATION & TRAFFIC CASELOAD CONTINUED

CIRCUIT / COUNTY		CONSERVATION	MAJOR TRAFFIC	MINOR TRAFFIC	TOTAL CONSERVATION & TRAFFIC CASES	TOTAL ALL CASES*	ALL CONSERVATION & TRAFFIC CASES AS % OF ALL CASES
3rd MADISON	Beginning Open	88	0	29,603	29,691	71,097	41.8
	New Filed	76	3,595	13,093	16,764	39,467	42.5
	Reinstated	0	0	0	0	373	0.0
	Closed	105	1,699	21,827	23,631	50,110	47.2
	Ending Open	58	1,893	20,763	22,714	59,374	38.3
3rd CIRCUIT TOTAL	Beginning Open	117	0	34,758	34,875	82,134	42.5
	New Filed	84	3,705	15,089	18,878	42,475	44.4
	Reinstated	0	0	0	0	373	0.0
	Closed	123	1,786	24,152	26,061	53,193	49.0
	Ending Open	77	1,915	25,585	27,577	70,140	39.3
4th CHRISTIAN	Beginning Open	14	0	2,045	2,059	5,860	35.1
	New Filed	21	350	1,197	1,568	4,011	39.1
	Reinstated	0	0	0	0	21	0.0
	Closed	16	117	1,728	1,861	4,623	40.3
	Ending Open	18	230	1,508	1,756	4,438	39.6
4th CLAY	Beginning Open	3	0	279	282	946	29.8
	New Filed	17	107	483	607	1,402	43.3
	Reinstated	0	0	0	0	0	0.0
	Closed	16	57	595	668	1,374	48.6
	Ending Open	4	49	159	212	961	22.1
4th CLINTON	Beginning Open	24	0	1,341	1,365	3,768	36.2
	New Filed	115	422	1,081	1,618	3,184	50.8
	Reinstated	0	0	0	0	0	0.0
	Closed	117	318	1,337	1,772	3,067	57.8
	Ending Open	22	101	1,079	1,202	3,428	35.1
4th EFFINGHAM	Beginning Open	10	0	7,312	7,322	10,157	72.1
	New Filed	15	557	2,326	2,898	5,014	57.8
	Reinstated	0	0	0	0	5	0.0
	Closed	17	239	2,901	3,157	5,229	60.4
	Ending Open	7	314	6,703	7,024	9,578	73.3

\* TOTAL OF ALL CASES IN ALL CATEGORIES: CIVIL, FAMILY, CRIMINAL, CONSERVATION & TRAFFIC, JUVENILE, AND OTHER

# CONSERVATION & TRAFFIC CASELOAD CONTINUED

CIRCUIT / COUNTY		CONSERVATION	MAJOR TRAFFIC	MINOR TRAFFIC	TOTAL CONSERVATION & TRAFFIC CASES	TOTAL ALL CASES*	ALL CONSERVATION & TRAFFIC CASES AS % OF ALL CASES
4th FAYETTE	Beginning Open	59	0	2,731	2,790	5,487	50.8
	New Filed	43	226	1,442	1,711	3,253	52.6
	Reinstated	0	0	0	0	2	0.0
	Closed	63	56	1,832	1,951	3,306	59.0
	Ending Open	31	170	2,328	2,529	5,166	49.0
4th JASPER	Beginning Open	11	0	394	405	1,094	37.0
	New Filed	25	101	322	448	932	48.1
	Reinstated	0	0	0	0	0	0.0
	Closed	28	65	373	466	848	55.0
	Ending Open	8	36	342	386	1,075	35.9
4th MARION	Beginning Open	42	0	2,116	2,158	5,129	42.1
	New Filed	36	721	2,013	2,770	5,519	50.2
	Reinstated	0	0	0	0	13	0.0
	Closed	62	399	2,621	3,082	5,723	53.9
	Ending Open	16	322	1,500	1,838	4,369	42.1
4th MONTGOMERY	Beginning Open	22	0	5,748	5,770	8,980	64.3
	New Filed	18	858	3,507	4,383	6,439	68.1
	Reinstated	0	0	0	0	4	0.0
	Closed	33	391	4,299	4,723	6,770	69.8
	Ending Open	7	467	4,952	5,426	7,723	70.3
4th SHELBY	Beginning Open	15	0	462	477	1,723	27.7
	New Filed	25	165	399	589	1,634	36.0
	Reinstated	0	0	0	0	0	0.0
	Closed	38	108	578	724	1,782	40.6
	Ending Open	2	57	276	335	1,403	23.9
4th CIRCUIT TOTAL	Beginning Open	200	0	22,428	22,628	43,144	52.4
	New Filed	315	3,507	12,770	16,592	31,388	52.9
	Reinstated	0	0	0	0	45	0.0
	Closed	390	1,750	16,264	18,404	32,722	56.2
	Ending Open	115	1,746	18,847	20,708	38,141	54.3

\* TOTAL OF ALL CASES IN ALL CATEGORIES: CIVIL, FAMILY, CRIMINAL, CONSERVATION & TRAFFIC, JUVENILE, AND OTHER



# CONSERVATION & TRAFFIC CASELOAD CONTINUED

CIRCUIT / COUNTY		CONSERVATION	MAJOR TRAFFIC	MINOR TRAFFIC	TOTAL CONSERVATION & TRAFFIC CASES	TOTAL ALL CASES*	ALL CONSERVATION & TRAFFIC CASES AS % OF ALL CASES
5th CLARK	Beginning Open	8	0	2,107	2,115	3,739	56.6
	New Filed	6	281	917	1,204	2,057	58.5
	Reinstated	0	0	0	0	1	0.0
	Closed	4	129	1,057	1,190	2,014	59.1
	Ending Open	10	151	1,962	2,123	3,735	56.8
5th COLES	Beginning Open	39	0	4,745	4,784	25,267	18.9
	New Filed	20	780	2,148	2,948	7,220	40.8
	Reinstated	0	0	0	0	0	0.0
	Closed	7	390	3,193	3,590	6,804	52.8
	Ending Open	52	385	3,554	3,991	23,267	17.2
5th CUMBERLAND	Beginning Open	9	0	2,510	2,519	5,140	49.0
	New Filed	1	246	767	1,014	1,490	68.1
	Reinstated	0	0	0	0	0	0.0
	Closed	0	117	963	1,080	1,462	73.9
	Ending Open	10	129	2,292	2,431	4,972	48.9
5th EDGAR	Beginning Open	4	0	1,108	1,112	4,970	22.4
	New Filed	3	318	503	824	2,121	38.8
	Reinstated	0	0	0	0	0	0.0
	Closed	2	166	745	913	1,988	45.9
	Ending Open	2	151	810	963	4,370	22.0
5th VERMILION	Beginning Open	100	0	9,698	9,798	33,137	29.6
	New Filed	26	1,347	3,031	4,404	10,542	41.8
	Reinstated	0	1	96	97	129	75.2
	Closed	39	607	4,768	5,414	12,726	42.5
	Ending Open	102	740	8,039	8,881	22,098	40.2
5th CIRCUIT TOTAL	Beginning Open	160	0	20,168	20,328	72,253	28.1
	New Filed	56	2,972	7,366	10,394	23,430	44.4
	Reinstated	0	1	96	97	130	74.6
	Closed	52	1,409	10,726	12,187	24,994	48.8
	Ending Open	176	1,556	16,657	18,389	58,442	31.5

\* TOTAL OF ALL CASES IN ALL CATEGORIES: CIVIL, FAMILY, CRIMINAL, CONSERVATION & TRAFFIC, JUVENILE, AND OTHER

# CONSERVATION & TRAFFIC CASELOAD CONTINUED

CIRCUIT / COUNTY		CONSERVATION	MAJOR TRAFFIC	MINOR TRAFFIC	TOTAL CONSERVATION & TRAFFIC CASES	TOTAL ALL CASES*	ALL CONSERVATION & TRAFFIC CASES AS % OF ALL CASES
6th CHAMPAIGN	Beginning Open	10	0	3,119	3,129	30,488	10.3
	New Filed	11	2,463	7,913	10,387	22,154	46.9
	Reinstated	0	10	84	94	189	49.7
	Closed	16	1,402	9,018	10,436	19,395	53.8
	Ending Open	29	1,051	129,487	130,567	192,006	68.0
6th DEWITT	Beginning Open	43	0	672	715	3,051	23.4
	New Filed	49	251	877	1,177	2,022	58.2
	Reinstated	0	0	0	0	39	0.0
	Closed	53	177	1,015	1,245	1,986	62.7
	Ending Open	36	74	513	623	2,884	21.6
6th DOUGLAS	Beginning Open	4	0	2,480	2,484	3,503	70.9
	New Filed	1	472	746	1,219	2,216	55.0
	Reinstated	0	0	0	0	15	0.0
	Closed	1	335	1,304	1,640	2,588	63.4
	Ending Open	4	142	1,935	2,081	2,981	69.8
6th MACON	Beginning Open	6	0	6,426	6,432	18,282	35.2
	New Filed	15	1,310	4,785	6,110	15,630	39.1
	Reinstated	0	0	0	0	10	0.0
	Closed	13	821	7,221	8,055	16,156	49.9
	Ending Open	8	488	3,765	4,261	16,151	26.4
6th MOULTRIE	Beginning Open	4	0	459	463	1,199	38.6
	New Filed	25	148	274	447	1,096	40.8
	Reinstated	0	0	0	0	4	0.0
	Closed	23	94	461	578	1,191	48.5
	Ending Open	5	54	275	334	938	35.6
6th PIATT	Beginning Open	8	0	1,111	1,119	3,219	34.8
	New Filed	0	162	517	679	1,415	48.0
	Reinstated	0	0	0	0	0	0.0
	Closed	4	118	820	942	1,513	62.3
	Ending Open	4	44	776	824	2,995	27.5

\* TOTAL OF ALL CASES IN ALL CATEGORIES: CIVIL, FAMILY, CRIMINAL, CONSERVATION & TRAFFIC, JUVENILE, AND OTHER

# CONSERVATION & TRAFFIC CASELOAD CONTINUED

CIRCUIT / COUNTY		CONSERVATION	MAJOR TRAFFIC	MINOR TRAFFIC	TOTAL CONSERVATION & TRAFFIC CASES	TOTAL ALL CASES*	ALL CONSERVATION & TRAFFIC CASES AS % OF ALL CASES
6th CIRCUIT TOTAL	Beginning Open	75	0	14,267	14,342	59,742	24.0
	New Filed	101	4,806	15,112	20,019	44,533	45.0
	Reinstated	0	10	84	94	257	36.6
	Closed	110	2,947	19,839	22,896	42,829	53.5
	Ending Open	86	1,853	136,751	138,690	217,955	63.6
7th GREENE	Beginning Open	3	0	469	472	1,031	45.8
	New Filed	6	148	476	630	1,367	46.1
	Reinstated	0	0	0	0	6	0.0
	Closed	8	106	612	726	1,578	46.0
	Ending Open	1	42	326	369	814	45.3
7th JERSEY	Beginning Open	36	0	2,412	2,448	4,559	53.7
	New Filed	7	558	1,511	2,076	3,504	59.2
	Reinstated	0	0	0	0	0	0.0
	Closed	27	405	2,191	2,623	3,970	66.1
	Ending Open	16	151	1,688	1,855	3,920	47.3
7th MACOUPIN	Beginning Open	25	0	5,948	5,973	13,263	45.0
	New Filed	22	768	2,966	3,756	6,554	57.3
	Reinstated	0	0	2	2	11	18.2
	Closed	21	394	3,959	4,374	7,793	56.1
	Ending Open	25	372	4,902	5,299	10,394	51.0
7th MORGAN	Beginning Open	3	0	654	657	3,127	21.0
	New Filed	13	284	1,010	1,307	3,347	39.0
	Reinstated	0	0	2	2	9	22.2
	Closed	12	149	1,281	1,442	3,692	39.1
	Ending Open	3	135	380	518	1,957	26.5
7th SANGAMON	Beginning Open	224	0	27,187	27,411	78,293	35.0
	New Filed	18	3,398	13,187	16,603	33,265	49.9
	Reinstated	0	0	0	0	0	0.0
	Closed	62	1,991	16,384	18,437	33,937	54.3
	Ending Open	62	1,409	21,028	22,499	75,932	29.6

\* TOTAL OF ALL CASES IN ALL CATEGORIES: CIVIL, FAMILY, CRIMINAL, CONSERVATION & TRAFFIC, JUVENILE, AND OTHER

# CONSERVATION & TRAFFIC CASELOAD CONTINUED

CIRCUIT / COUNTY		CONSERVATION	MAJOR TRAFFIC	MINOR TRAFFIC	TOTAL CONSERVATION & TRAFFIC CASES	TOTAL ALL CASES*	ALL CONSERVATION & TRAFFIC CASES AS % OF ALL CASES
7th SCOTT	Beginning Open	1	0	597	598	1,618	37.0
	New Filed	4	96	579	679	920	73.8
	Reinstated	0	0	0	0	1	0.0
	Closed	3	52	625	680	868	78.3
	Ending Open	2	47	563	612	1,596	38.3
7th CIRCUIT TOTAL	Beginning Open	292	0	37,267	37,559	101,891	36.9
	New Filed	70	5,252	19,729	25,051	48,957	51.2
	Reinstated	0	0	4	4	27	14.8
	Closed	133	3,097	25,052	28,282	51,838	54.6
	Ending Open	109	2,156	28,887	31,152	94,613	32.9
8th ADAMS	Beginning Open	6	0	2,112	2,118	7,132	29.7
	New Filed	13	644	2,906	3,563	8,622	41.3
	Reinstated	0	0	0	0	13	0.0
	Closed	9	265	3,754	4,028	9,286	43.4
	Ending Open	10	377	1,251	1,638	6,001	27.3
8th BROWN	Beginning Open	6	0	264	270	759	35.6
	New Filed	10	72	546	628	866	72.5
	Reinstated	0	0	0	0	0	0.0
	Closed	8	40	538	586	803	73.0
	Ending Open	7	32	265	304	817	37.2
8th CALHOUN	Beginning Open	13	0	239	252	493	51.1
	New Filed	18	39	173	230	453	50.8
	Reinstated	0	0	2	2	2	100.0
	Closed	14	25	209	248	436	56.9
	Ending Open	17	13	197	227	491	46.2
8th CASS	Beginning Open	39	0	940	979	1,888	51.9
	New Filed	33	214	681	928	1,655	56.1
	Reinstated	0	0	0	0	10	0.0
	Closed	52	132	853	1,037	1,734	59.8
	Ending Open	20	82	769	871	1,666	52.3

\* TOTAL OF ALL CASES IN ALL CATEGORIES: CIVIL, FAMILY, CRIMINAL, CONSERVATION & TRAFFIC, JUVENILE, AND OTHER

# CONSERVATION & TRAFFIC CASELOAD CONTINUED

CIRCUIT / COUNTY		CONSERVATION	MAJOR TRAFFIC	MINOR TRAFFIC	TOTAL CONSERVATION & TRAFFIC CASES	TOTAL ALL CASES*	ALL CONSERVATION & TRAFFIC CASES AS % OF ALL CASES
8th MASON	Beginning Open	37	0	1,861	1,898	3,894	48.7
	New Filed	19	164	715	898	1,739	51.6
	Reinstated	0	0	0	0	0	0.0
	Closed	9	93	854	956	1,694	56.4
	Ending Open	47	69	1,666	1,782	3,872	46.0
8th MENARD	Beginning Open	4	0	399	403	878	45.9
	New Filed	9	114	422	545	998	54.6
	Reinstated	0	0	0	0	1	0.0
	Closed	11	68	503	582	995	58.5
	Ending Open	2	46	311	359	855	42.0
8th PIKE	Beginning Open	96	0	3,179	3,275	6,389	51.3
	New Filed	26	278	1,251	1,555	2,698	57.6
	Reinstated	0	0	0	0	11	0.0
	Closed	24	165	1,574	1,763	2,855	61.8
	Ending Open	92	112	2,834	3,038	5,989	50.7
8th SCHUYLER	Beginning Open	19	0	884	903	1,419	63.6
	New Filed	11	98	323	432	878	49.2
	Reinstated	0	0	0	0	6	0.0
	Closed	19	54	405	478	858	55.7
	Ending Open	12	44	787	843	1,412	59.7
8th CIRCUIT TOTAL	Beginning Open	220	0	9,878	10,098	22,852	44.2
	New Filed	139	1,623	7,017	8,779	17,909	49.0
	Reinstated	0	0	2	2	43	4.7
	Closed	146	842	8,690	9,678	18,661	51.9
	Ending Open	207	775	8,080	9,062	21,103	42.9
9th FULTON	Beginning Open	19	0	1,809	1,828	5,548	32.9
	New Filed	52	367	1,151	1,570	3,908	40.2
	Reinstated	0	0	0	0	4	0.0
	Closed	47	195	1,821	2,063	4,481	46.0
	Ending Open	24	173	1,134	1,331	4,992	26.7

\* TOTAL OF ALL CASES IN ALL CATEGORIES: CIVIL, FAMILY, CRIMINAL, CONSERVATION & TRAFFIC, JUVENILE, AND OTHER

# CONSERVATION & TRAFFIC CASELOAD CONTINUED

CIRCUIT / COUNTY		CONSERVATION	MAJOR TRAFFIC	MINOR TRAFFIC	TOTAL CONSERVATION & TRAFFIC CASES	TOTAL ALL CASES*	ALL CONSERVATION & TRAFFIC CASES AS % OF ALL CASES
9th HANCOCK	Beginning Open	23	0	1,629	1,652	3,125	52.9
	New Filed	9	0	1,093	1,102	2,116	52.1
	Reinstated	0	0	0	0	0	0.0
	Closed	5	0	1,100	1,105	1,800	61.4
	Ending Open	40	0	1,141	1,181	3,462	34.1
9th HENDERSON	Beginning Open	8	0	1,040	1,048	1,849	56.7
	New Filed	7	209	1,234	1,450	1,820	79.7
	Reinstated	0	0	0	0	0	0.0
	Closed	6	117	1,523	1,646	2,006	82.1
	Ending Open	9	91	777	877	1,666	52.6
9th KNOX	Beginning Open	4	0	5,213	5,217	10,586	49.3
	New Filed	9	795	1,929	2,733	6,436	42.5
	Reinstated	0	0	0	0	3	0.0
	Closed	7	430	3,298	3,735	7,266	51.4
	Ending Open	6	366	6,555	6,927	13,813	50.1
9th MCDONOUGH	Beginning Open	6	0	1,293	1,299	5,818	22.3
	New Filed	15	358	1,110	1,483	3,457	42.9
	Reinstated	0	0	0	0	0	0.0
	Closed	18	236	1,013	1,267	3,481	36.4
	Ending Open	2	115	808	925	4,536	20.4
9th WARREN	Beginning Open	8	0	1,302	1,310	2,735	47.9
	New Filed	11	190	836	1,037	2,204	47.1
	Reinstated	0	0	0	0	15	0.0
	Closed	14	117	983	1,114	2,220	50.2
	Ending Open	5	71	816	892	2,258	39.5
9th CIRCUIT TOTAL	Beginning Open	68	0	12,286	12,354	29,661	41.7
	New Filed	103	1,919	7,353	9,375	19,941	47.0
	Reinstated	0	0	0	0	22	0.0
	Closed	97	1,095	9,738	10,930	21,254	51.4
	Ending Open	86	816	11,231	12,133	30,727	39.5

\* TOTAL OF ALL CASES IN ALL CATEGORIES: CIVIL, FAMILY, CRIMINAL, CONSERVATION & TRAFFIC, JUVENILE, AND OTHER

# CONSERVATION & TRAFFIC CASELOAD CONTINUED

CIRCUIT / COUNTY		CONSERVATION	MAJOR TRAFFIC	MINOR TRAFFIC	TOTAL CONSERVATION & TRAFFIC CASES	TOTAL ALL CASES*	ALL CONSERVATION & TRAFFIC CASES AS % OF ALL CASES
10th MARSHALL	Beginning Open	2	0	606	608	1,152	52.8
	New Filed	7	113	218	338	972	34.8
	Reinstated	0	0	0	0	4	0.0
	Closed	8	59	305	372	1,019	36.5
	Ending Open	1	53	520	574	997	57.6
10th PEORIA	Beginning Open	28	0	24,316	24,344	37,381	65.1
	New Filed	37	2,392	5,276	7,705	21,233	36.3
	Reinstated	0	0	0	0	14	0.0
	Closed	46	1,291	7,260	8,597	21,760	39.5
	Ending Open	19	1,097	22,360	23,476	36,868	63.7
10th PUTNAM	Beginning Open	15	0	279	294	867	33.9
	New Filed	11	29	387	427	704	60.7
	Reinstated	0	0	0	0	3	0.0
	Closed	16	15	470	501	732	68.4
	Ending Open	6	14	190	210	733	28.6
10th STARK	Beginning Open	1	0	392	393	702	56.0
	New Filed	0	130	285	415	643	64.5
	Reinstated	0	0	0	0	4	0.0
	Closed	0	74	451	525	718	73.1
	Ending Open	1	54	224	279	555	50.3
10th TAZEWELL	Beginning Open	41	0	5,007	5,048	14,883	33.9
	New Filed	50	1,894	7,998	9,942	16,386	60.7
	Reinstated	3	8	187	198	234	84.6
	Closed	62	1,329	10,351	11,742	18,158	64.7
	Ending Open	20	573	4,406	4,999	14,709	34.0
10th CIRCUIT TOTAL	Beginning Open	87	0	30,600	30,687	54,985	55.8
	New Filed	105	4,558	14,164	18,827	39,938	47.1
	Reinstated	3	8	187	198	259	76.4
	Closed	132	2,768	18,837	21,737	42,387	51.3
	Ending Open	47	1,791	27,700	29,538	53,862	54.8

\* TOTAL OF ALL CASES IN ALL CATEGORIES: CIVIL, FAMILY, CRIMINAL, CONSERVATION & TRAFFIC, JUVENILE, AND OTHER

# CONSERVATION & TRAFFIC CASELOAD CONTINUED

CIRCUIT / COUNTY		CONSERVATION	MAJOR TRAFFIC	MINOR TRAFFIC	TOTAL CONSERVATION & TRAFFIC CASES	TOTAL ALL CASES*	ALL CONSERVATION & TRAFFIC CASES AS % OF ALL CASES
11th FORD	Beginning Open	5	0	587	592	2,396	24.7
	New Filed	7	139	399	545	1,247	43.7
	Reinstated	0	0	0	0	0	0.0
	Closed	7	80	655	742	1,369	54.2
	Ending Open	2	58	304	364	1,419	25.7
11th LIVINGSTON	Beginning Open	0	0	4,413	4,413	7,205	61.2
	New Filed	4	662	1,638	2,304	4,315	53.4
	Reinstated	0	0	0	0	1	0.0
	Closed	2	426	2,169	2,597	4,440	58.5
	Ending Open	2	234	3,810	4,046	6,819	59.3
11th LOGAN	Beginning Open	10	0	3,276	3,286	6,556	50.1
	New Filed	3	552	1,413	1,968	4,247	46.3
	Reinstated	0	0	0	0	0	0.0
	Closed	8	281	1,629	1,918	4,033	47.6
	Ending Open	5	271	3,033	3,309	6,778	48.8
11th MCLEAN	Beginning Open	0	0	7,457	7,457	15,272	48.8
	New Filed	15	1,960	10,154	12,129	22,215	54.6
	Reinstated	0	0	291	291	567	51.3
	Closed	7	1,236	13,693	14,936	25,041	59.6
	Ending Open	8	721	4,725	5,454	13,464	40.5
11th WOODFORD	Beginning Open	31	0	3,172	3,203	6,554	48.9
	New Filed	0	424	1,526	1,950	3,477	56.1
	Reinstated	0	0	0	0	9	0.0
	Closed	5	231	1,673	1,909	3,384	56.4
	Ending Open	26	193	2,983	3,202	6,106	52.4
11th CIRCUIT TOTAL	Beginning Open	46	0	18,905	18,951	37,983	49.9
	New Filed	29	3,737	15,130	18,896	35,501	53.2
	Reinstated	0	0	291	291	577	50.4
	Closed	29	2,254	19,819	22,102	38,267	57.8
	Ending Open	43	1,477	14,855	16,375	34,586	47.3

\* TOTAL OF ALL CASES IN ALL CATEGORIES: CIVIL, FAMILY, CRIMINAL, CONSERVATION & TRAFFIC, JUVENILE, AND OTHER



# CONSERVATION & TRAFFIC CASELOAD CONTINUED

CIRCUIT / COUNTY		CONSERVATION	MAJOR TRAFFIC	MINOR TRAFFIC	TOTAL CONSERVATION & TRAFFIC CASES	TOTAL ALL CASES*	ALL CONSERVATION & TRAFFIC CASES AS % OF ALL CASES
12th WILL	Beginning Open	26	0	62,986	63,012	95,669	65.9
	New Filed	87	9,511	42,019	51,617	83,371	61.9
	Reinstated	3	3	2,076	2,082	2,883	72.2
	Closed	107	5,051	60,870	66,028	99,545	66.3
	Ending Open	9	4,468	46,211	50,688	79,623	63.7
12th CIRCUIT TOTAL	Beginning Open	26	0	62,986	63,012	95,669	65.9
	New Filed	87	9,511	42,019	51,617	83,371	61.9
	Reinstated	3	3	2,076	2,082	2,883	72.2
	Closed	107	5,051	60,870	66,028	99,545	66.3
	Ending Open	9	4,468	46,211	50,688	79,623	63.7
13th BUREAU	Beginning Open	24	0	2,711	2,735	5,022	54.5
	New Filed	58	381	838	1,277	2,945	43.4
	Reinstated	0	0	0	0	0	0.0
	Closed	65	223	1,819	2,107	3,508	60.1
	Ending Open	17	158	2,377	2,552	4,556	56.0
13th GRUNDY	Beginning Open	5	0	2,001	2,006	4,870	41.2
	New Filed	31	995	2,463	3,489	6,943	50.3
	Reinstated	0	0	0	0	105	0.0
	Closed	35	617	3,562	4,214	7,628	55.2
	Ending Open	1	374	964	1,339	4,113	32.6
13th LASALLE	Beginning Open	27	0	8,076	8,103	12,355	65.6
	New Filed	139	1,439	5,587	7,165	13,801	51.9
	Reinstated	0	1	195	196	381	51.4
	Closed	152	903	7,516	8,571	15,435	55.5
	Ending Open	11	537	6,226	6,774	10,409	65.1
13th CIRCUIT TOTAL	Beginning Open	56	0	12,788	12,844	22,247	57.7
	New Filed	228	2,815	8,888	11,931	23,689	50.4
	Reinstated	0	1	195	196	486	40.3
	Closed	252	1,743	12,897	14,892	26,571	56.0
	Ending Open	29	1,069	9,567	10,665	19,078	55.9

\* TOTAL OF ALL CASES IN ALL CATEGORIES: CIVIL, FAMILY, CRIMINAL, CONSERVATION & TRAFFIC, JUVENILE, AND OTHER

# CONSERVATION & TRAFFIC CASELOAD CONTINUED

CIRCUIT / COUNTY		CONSERVATION	MAJOR TRAFFIC	MINOR TRAFFIC	TOTAL CONSERVATION & TRAFFIC CASES	TOTAL ALL CASES*	ALL CONSERVATION & TRAFFIC CASES AS % OF ALL CASES
14th HENRY	Beginning Open	6	0	7,830	7,836	12,006	65.3
	New Filed	8	800	2,367	3,175	5,693	55.8
	Reinstated	0	0	0	0	0	0.0
	Closed	8	454	3,280	3,742	6,233	60.0
	Ending Open	4	343	6,888	7,235	10,197	71.0
14th MERCER	Beginning Open	4	0	193	197	1,641	12.0
	New Filed	12	127	277	416	1,202	34.6
	Reinstated	0	0	0	0	0	0.0
	Closed	9	94	340	443	1,182	37.5
	Ending Open	7	33	127	167	1,372	12.2
14th ROCK ISLAND	Beginning Open	82	0	24,366	24,448	40,129	60.9
	New Filed	23	2,325	7,706	10,054	19,739	50.9
	Reinstated	0	0	0	0	11	0.0
	Closed	31	877	11,539	12,447	21,852	57.0
	Ending Open	71	1,443	20,319	21,833	36,189	60.3
14th WHITESIDE	Beginning Open	30	0	5,888	5,918	9,839	60.1
	New Filed	37	929	4,178	5,144	9,478	54.3
	Reinstated	0	0	0	0	4	0.0
	Closed	36	436	4,996	5,468	9,578	57.1
	Ending Open	29	491	5,043	5,563	9,218	60.3
14th CIRCUIT TOTAL	Beginning Open	122	0	38,277	38,399	63,615	60.4
	New Filed	80	4,181	14,528	18,789	36,112	52.0
	Reinstated	0	0	0	0	15	0.0
	Closed	84	1,861	20,155	22,100	38,845	56.9
	Ending Open	111	2,310	32,377	34,798	56,976	61.1
15th CARROLL	Beginning Open	89	0	1,088	1,177	2,546	46.2
	New Filed	18	145	902	1,065	1,880	56.6
	Reinstated	0	0	0	0	0	0.0
	Closed	25	83	1,114	1,222	2,037	60.0
	Ending Open	70	61	875	1,006	2,231	45.1

\* TOTAL OF ALL CASES IN ALL CATEGORIES: CIVIL, FAMILY, CRIMINAL, CONSERVATION & TRAFFIC, JUVENILE, AND OTHER

# CONSERVATION & TRAFFIC CASELOAD CONTINUED

CIRCUIT / COUNTY		CONSERVATION	MAJOR TRAFFIC	MINOR TRAFFIC	TOTAL CONSERVATION & TRAFFIC CASES	TOTAL ALL CASES*	ALL CONSERVATION & TRAFFIC CASES AS % OF ALL CASES
15th JO DAVIESS	Beginning Open	7	0	2,068	2,075	3,023	68.6
	New Filed	34	441	1,078	1,553	2,771	56.0
	Reinstated	0	0	0	0	0	0.0
	Closed	33	201	2,139	2,373	3,578	66.3
	Ending Open	8	238	1,046	1,292	2,131	60.6
15th LEE	Beginning Open	23	0	4,226	4,249	7,491	56.7
	New Filed	31	284	1,843	2,158	4,470	48.3
	Reinstated	0	0	0	0	4	0.0
	Closed	33	184	2,625	2,842	4,942	57.5
	Ending Open	21	101	2,545	2,667	5,425	49.2
15th OGLE	Beginning Open	65	0	8,044	8,109	11,056	73.3
	New Filed	13	1,043	3,717	4,773	6,982	68.4
	Reinstated	0	0	0	0	0	0.0
	Closed	20	635	4,718	5,373	7,644	70.3
	Ending Open	58	407	6,999	7,464	10,022	74.5
15th STEPHENSON	Beginning Open	28	0	3,924	3,952	6,619	59.7
	New Filed	9	840	2,970	3,819	7,157	53.4
	Reinstated	0	0	0	0	6	0.0
	Closed	24	559	3,913	4,496	7,873	57.1
	Ending Open	13	281	2,959	3,253	5,455	59.6
15th CIRCUIT TOTAL	Beginning Open	212	0	19,350	19,562	30,735	63.6
	New Filed	105	2,753	10,510	13,368	23,260	57.5
	Reinstated	0	0	0	0	10	0.0
	Closed	135	1,662	14,509	16,306	26,074	62.5
	Ending Open	170	1,088	14,424	15,682	25,264	62.1
16th KANE	Beginning Open	69	0	71,055	71,124	102,623	69.3
	New Filed	15	7,138	21,152	28,305	51,934	54.5
	Reinstated	1	77	1,477	1,555	2,348	66.2
	Closed	31	4,326	42,835	47,192	75,480	62.5
	Ending Open	3	2,889	15,787	18,679	52,178	35.8

\* TOTAL OF ALL CASES IN ALL CATEGORIES: CIVIL, FAMILY, CRIMINAL, CONSERVATION & TRAFFIC, JUVENILE, AND OTHER

# CONSERVATION & TRAFFIC CASELOAD CONTINUED

CIRCUIT / COUNTY		CONSERVATION	MAJOR TRAFFIC	MINOR TRAFFIC	TOTAL CONSERVATION & TRAFFIC CASES	TOTAL ALL CASES*	ALL CONSERVATION & TRAFFIC CASES AS % OF ALL CASES
16th CIRCUIT TOTAL	Beginning Open	69	0	71,055	71,124	102,623	69.3
	New Filed	15	7,138	21,152	28,305	51,934	54.5
	Reinstated	1	77	1,477	1,555	2,348	66.2
	Closed	31	4,326	42,835	47,192	75,480	62.5
	Ending Open	3	2,889	15,787	18,679	52,178	35.8
17th BOONE	Beginning Open	0	0	9,880	9,880	12,755	77.5
	New Filed	8	628	2,661	3,297	5,846	56.4
	Reinstated	0	0	0	0	2	0.0
	Closed	7	405	3,757	4,169	6,957	59.9
	Ending Open	1	223	8,787	9,011	11,453	78.7
17th WINNEBAGO	Beginning Open	189	0	35,848	36,037	69,595	51.8
	New Filed	91	3,374	14,273	17,738	39,679	44.7
	Reinstated	0	0	1	1	176	0.6
	Closed	93	1,884	20,010	21,987	43,257	50.8
	Ending Open	186	1,490	30,177	31,853	61,815	51.5
17th CIRCUIT TOTAL	Beginning Open	189	0	45,728	45,917	82,350	55.8
	New Filed	99	4,002	16,934	21,035	45,525	46.2
	Reinstated	0	0	1	1	178	0.6
	Closed	100	2,289	23,767	26,156	50,214	52.1
	Ending Open	187	1,713	38,964	40,864	73,268	55.8
18th DUPAGE	Beginning Open	44	0	30,919	30,963	59,261	52.2
	New Filed	32	14,730	62,370	77,132	111,829	69.0
	Reinstated	0	8	134	142	833	17.0
	Closed	25	8,714	67,640	76,379	114,995	66.4
	Ending Open	207	6,024	47,519	53,750	100,038	53.7
18th CIRCUIT TOTAL	Beginning Open	44	0	30,919	30,963	59,261	52.2
	New Filed	32	14,730	62,370	77,132	111,829	69.0
	Reinstated	0	8	134	142	833	17.0
	Closed	25	8,714	67,640	76,379	114,995	66.4
	Ending Open	207	6,024	47,519	53,750	100,038	53.7

\* TOTAL OF ALL CASES IN ALL CATEGORIES: CIVIL, FAMILY, CRIMINAL, CONSERVATION & TRAFFIC, JUVENILE, AND OTHER

# CONSERVATION & TRAFFIC CASELOAD CONTINUED

CIRCUIT / COUNTY		CONSERVATION	MAJOR TRAFFIC	MINOR TRAFFIC	TOTAL CONSERVATION & TRAFFIC CASES	TOTAL ALL CASES*	ALL CONSERVATION & TRAFFIC CASES AS % OF ALL CASES
19th LAKE	Beginning Open	57	0	18,136	18,193	37,938	48.0
	New Filed	163	6,832	33,950	40,945	67,704	60.5
	Reinstated	0	52	1,743	1,795	3,850	46.6
	Closed	196	4,310	46,513	51,019	82,046	62.2
	Ending Open	24	2,576	7,316	9,916	27,452	36.1
19th CIRCUIT TOTAL	Beginning Open	57	0	18,136	18,193	37,938	48.0
	New Filed	163	6,832	33,950	40,945	67,704	60.5
	Reinstated	0	52	1,743	1,795	3,850	46.6
	Closed	196	4,310	46,513	51,019	82,046	62.2
	Ending Open	24	2,576	7,316	9,916	27,452	36.1
20th MONROE	Beginning Open	2	0	2,190	2,192	3,750	58.5
	New Filed	19	378	2,082	2,479	3,944	62.9
	Reinstated	0	0	0	0	9	0.0
	Closed	16	250	3,089	3,355	4,994	67.2
	Ending Open	3	127	1,165	1,295	2,519	51.4
20th PERRY	Beginning Open	65	0	959	1,024	3,787	27.0
	New Filed	37	141	535	713	1,739	41.0
	Reinstated	0	0	0	0	0	0.0
	Closed	57	105	1,118	1,280	2,304	55.6
	Ending Open	44	36	350	430	3,132	13.7
20th RANDOLPH	Beginning Open	14	0	789	803	3,198	25.1
	New Filed	55	404	1,002	1,461	3,392	43.1
	Reinstated	0	0	0	0	2	0.0
	Closed	58	291	1,026	1,375	3,249	42.3
	Ending Open	11	114	742	867	2,706	32.0
20th ST. CLAIR	Beginning Open	138	0	79,304	79,442	122,140	65.0
	New Filed	94	4,764	15,153	20,011	39,452	50.7
	Reinstated	0	0	0	0	53	0.0
	Closed	75	1,103	15,739	16,917	36,096	46.9
	Ending Open	115	2,997	50,659	53,771	95,390	56.4

\* TOTAL OF ALL CASES IN ALL CATEGORIES: CIVIL, FAMILY, CRIMINAL, CONSERVATION & TRAFFIC, JUVENILE, AND OTHER

# CONSERVATION & TRAFFIC CASELOAD CONTINUED

CIRCUIT / COUNTY		CONSERVATION	MAJOR TRAFFIC	MINOR TRAFFIC	TOTAL CONSERVATION & TRAFFIC CASES	TOTAL ALL CASES*	ALL CONSERVATION & TRAFFIC CASES AS % OF ALL CASES
20th WASHINGTON	Beginning Open	12	0	1,788	1,800	3,145	57.2
	New Filed	22	192	423	637	1,372	46.4
	Reinstated	0	0	0	0	0	0.0
	Closed	21	109	593	723	1,453	49.8
	Ending Open	13	83	1,611	1,707	2,772	61.6
20th CIRCUIT TOTAL	Beginning Open	231	0	85,030	85,261	136,020	62.7
	New Filed	227	5,879	19,195	25,301	49,899	50.7
	Reinstated	0	0	0	0	64	0.0
	Closed	227	1,858	21,565	23,650	48,096	49.2
	Ending Open	186	3,357	54,527	58,070	106,519	54.5
21st IROQUOIS	Beginning Open	66	0	8,261	8,327	11,322	73.5
	New Filed	9	394	1,311	1,714	3,218	53.3
	Reinstated	0	0	0	0	0	0.0
	Closed	28	275	1,822	2,125	3,507	60.6
	Ending Open	47	116	7,727	7,890	10,759	73.3
21st KANKAKEE	Beginning Open	94	0	15,381	15,475	32,496	47.6
	New Filed	28	1,896	5,222	7,146	14,599	48.9
	Reinstated	0	0	0	0	0	0.0
	Closed	17	550	7,380	7,947	13,343	59.6
	Ending Open	105	1,346	13,223	14,674	33,752	43.5
21st CIRCUIT TOTAL	Beginning Open	160	0	23,642	23,802	43,818	54.3
	New Filed	37	2,290	6,533	8,860	17,817	49.7
	Reinstated	0	0	0	0	0	0.0
	Closed	45	825	9,202	10,072	16,850	59.8
	Ending Open	152	1,462	20,950	22,564	44,511	50.7
22nd MCHENRY	Beginning Open	16	0	8,243	8,259	16,876	48.9
	New Filed	53	3,050	21,731	24,834	38,747	64.1
	Reinstated	0	4	416	420	690	60.9
	Closed	60	1,841	25,834	27,735	41,725	66.5
	Ending Open	9	1,213	4,561	5,783	14,545	39.8

\* TOTAL OF ALL CASES IN ALL CATEGORIES: CIVIL, FAMILY, CRIMINAL, CONSERVATION & TRAFFIC, JUVENILE, AND OTHER

# CONSERVATION & TRAFFIC CASELOAD CONTINUED

CIRCUIT / COUNTY		CONSERVATION	MAJOR TRAFFIC	MINOR TRAFFIC	TOTAL CONSERVATION & TRAFFIC CASES	TOTAL ALL CASES*	ALL CONSERVATION & TRAFFIC CASES AS % OF ALL CASES
22nd CIRCUIT TOTAL	Beginning Open	16	0	8,243	8,259	16,876	48.9
	New Filed	53	3,050	21,731	24,834	38,747	64.1
	Reinstated	0	4	416	420	690	60.9
	Closed	60	1,841	25,834	27,735	41,725	66.5
	Ending Open	9	1,213	4,561	5,783	14,545	39.8
23rd DEKALB	Beginning Open	23	0	7,023	7,046	12,665	55.6
	New Filed	18	1,591	4,493	6,102	11,969	51.0
	Reinstated	0	0	21	21	120	17.5
	Closed	23	1,054	6,161	7,238	13,731	52.7
	Ending Open	5	534	4,866	5,405	10,249	52.7
23rd KENDALL	Beginning Open	2	0	3,678	3,680	9,158	40.2
	New Filed	9	1,443	3,762	5,214	10,485	49.7
	Reinstated	0	1	0	1	185	0.5
	Closed	12	945	4,794	5,751	11,547	49.8
	Ending Open	3	587	3,266	3,856	8,685	44.4
23rd CIRCUIT TOTAL	Beginning Open	25	0	10,701	10,726	21,823	49.1
	New Filed	27	3,034	8,255	11,316	22,454	50.4
	Reinstated	0	1	21	22	305	7.2
	Closed	35	1,999	10,955	12,989	25,278	51.4
	Ending Open	8	1,121	8,132	9,261	18,934	48.9
DOWNSTATE TOTAL	Beginning Open	3,326	0	760,529	763,855	1,409,471	54.2
	New Filed	2,560	106,155	413,415	522,130	946,557	55.2
	Reinstated	7	165	6,728	6,900	13,483	51.2
	Closed	3,013	58,901	554,611	616,525	1,049,758	58.7
	Ending Open	2,771	46,727	709,626	759,124	1,412,664	53.7
COOK **	Beginning Open	18	0	13,651	13,669	153,927	8.9
	New Filed	171	39,551	175,482	215,204	481,944	44.7
	Reinstated	22	10,100	23,717	33,839	68,818	49.2
	Closed	119	33,242	145,487	178,848	395,285	45.2
	Ending Open	92	16,409	67,363	83,864	309,404	27.1
STATE TOTAL	Beginning Open	3,344	0	774,180	777,524	1,563,398	49.7
	New Filed	2,731	145,706	588,897	737,334	1,428,501	51.6
	Reinstated	29	10,265	30,445	40,739	82,301	49.5
	Closed	3,132	92,143	700,098	795,373	1,445,043	55.0
	Ending Open	2,863	63,136	776,989	842,988	1,722,068	49.0

\* TOTAL OF ALL CASES IN ALL CATEGORIES: CIVIL, FAMILY, CRIMINAL, CONSERVATION & TRAFFIC, JUVENILE, AND OTHER

\*\*Due to changes in Cook County's case management system, there are variances in the number of cases being reported as open on January 1, 2022, when compared to the number of cases reported as open on December 31, 2021. There will also be noticeable differences in the number of cases filed and closed in 2022 when compared to prior years.

# JUVENILE CASELOAD STATISTICS BY COUNTY

## CIRCUIT COURTS - CALENDAR YEAR 2022

CIRCUIT / COUNTY		JUVENILE (J)	JUVENILE (JV)	JUVENILE ABUSE	JUVENILE DELINQUENT	TOTAL JUVENILE CASES	TOTAL ALL CASES*	JUVENILE CASES AS % OF ALL CASES
1st ALEXANDER	Beginning Open	259	0	110	78	447	38,363	1.2
	New Filed	0	1	15	5	21	2,137	1.0
	Reinstated	0	0	0	0	0	0	0.0
	Closed	0	0	0	1	1	2,492	0.0
	Ending Open	259	1	125	80	465	37,000	1.3
1st JACKSON	Beginning Open	7	0	153	41	201	4,418	4.5
	New Filed	0	3	79	72	154	6,771	2.3
	Reinstated	0	0	0	0	0	37	0.0
	Closed	3	0	41	54	98	7,226	1.4
	Ending Open	4	3	182	50	239	3,593	6.7
1st JOHNSON	Beginning Open	0	0	78	6	84	8,849	0.9
	New Filed	0	0	16	10	26	3,272	0.8
	Reinstated	0	0	0	0	0	0	0.0
	Closed	0	0	27	1	28	4,261	0.7
	Ending Open	0	0	67	11	78	8,098	1.0
1st MASSAC	Beginning Open	10	0	136	45	191	6,655	2.9
	New Filed	0	5	38	2	45	5,646	0.8
	Reinstated	0	0	0	0	0	0	0.0
	Closed	0	0	2	1	3	6,044	0.0
	Ending Open	10	5	175	45	235	5,897	4.0
1st POPE	Beginning Open	0	0	29	17	46	682	6.7
	New Filed	0	0	1	2	3	562	0.5
	Reinstated	0	0	0	0	0	0	0.0
	Closed	0	0	9	2	11	501	2.2
	Ending Open	0	0	21	16	37	727	5.1
1st PULASKI	Beginning Open	55	0	148	204	407	62,901	0.6
	New Filed	0	0	11	12	23	7,774	0.3
	Reinstated	0	0	0	0	0	0	0.0
	Closed	0	0	0	0	0	8,224	0.0
	Ending Open	55	0	159	216	430	62,250	0.7

\* TOTAL OF ALL CASES IN ALL CATEGORIES: CIVIL, FAMILY, CRIMINAL, CONSERVATION & TRAFFIC, JUVENILE, AND OTHER



# JUVENILE CASELOAD CONTINUED

CIRCUIT / COUNTY		JUVENILE (J)	JUVENILE (JV)	JUVENILE ABUSE	JUVENILE DELINQUENT	TOTAL JUVENILE CASES	TOTAL ALL CASES*	JUVENILE CASES AS % OF ALL CASES
1st SALINE	Beginning Open	4	0	131	13	148	5,944	2.5
	New Filed	0	1	48	15	64	3,881	1.6
	Reinstated	0	0	0	0	0	2	0.0
	Closed	4	0	62	24	90	4,863	1.9
	Ending Open	1	1	117	5	124	3,711	3.3
1st UNION	Beginning Open	0	0	115	6	121	2,020	6.0
	New Filed	0	4	38	22	64	2,592	2.5
	Reinstated	0	0	0	0	0	0	0.0
	Closed	0	4	14	4	22	2,863	0.8
	Ending Open	0	0	139	25	164	1,714	9.6
1st WILLIAMSON	Beginning Open	24	0	198	20	242	10,982	2.2
	New Filed	0	22	79	21	122	14,011	0.9
	Reinstated	0	0	0	0	0	11	0.0
	Closed	9	8	88	29	134	17,101	0.8
	Ending Open	14	13	185	3	215	7,695	2.8
1st CIRCUIT TOTAL	Beginning Open	359	0	1,098	430	1,887	140,814	1.3
	New Filed	0	36	325	161	522	46,646	1.1
	Reinstated	0	0	0	0	0	50	0.0
	Closed	16	12	243	116	387	53,575	0.7
	Ending Open	343	23	1,170	451	1,987	130,685	1.5
2nd CRAWFORD	Beginning Open	2	0	85	159	246	3,541	6.9
	New Filed	0	4	40	55	99	1,878	5.3
	Reinstated	0	0	0	0	0	7	0.0
	Closed	0	2	11	38	51	1,802	2.8
	Ending Open	2	2	114	175	293	3,599	8.1
2nd EDWARDS	Beginning Open	0	0	9	7	16	625	2.6
	New Filed	0	0	4	3	7	638	1.1
	Reinstated	0	0	0	0	0	0	0.0
	Closed	0	0	5	8	13	720	1.8
	Ending Open	0	0	7	2	9	493	1.8

\* TOTAL OF ALL CASES IN ALL CATEGORIES: CIVIL, FAMILY, CRIMINAL, CONSERVATION & TRAFFIC, JUVENILE, AND OTHER

# JUVENILE CASELOAD CONTINUED

CIRCUIT / COUNTY		JUVENILE (J)	JUVENILE (JV)	JUVENILE ABUSE	JUVENILE DELINQUENT	TOTAL JUVENILE CASES	TOTAL ALL CASES*	JUVENILE CASES AS % OF ALL CASES
2nd FRANKLIN	Beginning Open	17	0	162	65	244	14,274	1.7
	New Filed	0	1	59	35	95	5,072	1.9
	Reinstated	0	0	0	0	0	0	0.0
	Closed	1	0	55	25	81	5,245	1.5
	Ending Open	4	1	130	49	184	8,212	2.2
2nd GALLATIN	Beginning Open	0	0	40	28	68	1,560	4.4
	New Filed	0	0	4	2	6	794	0.8
	Reinstated	0	0	0	0	0	0	0.0
	Closed	0	0	1	0	1	789	0.1
	Ending Open	0	0	43	30	73	1,533	4.8
2nd HAMILTON	Beginning Open	0	0	13	16	29	796	3.6
	New Filed	0	5	10	14	29	1,138	2.5
	Reinstated	0	0	0	0	0	0	0.0
	Closed	0	2	5	8	15	1,104	1.4
	Ending Open	0	3	17	21	41	805	5.1
2nd HARDIN	Beginning Open	0	0	10	7	17	775	2.2
	New Filed	0	0	1	0	1	468	0.2
	Reinstated	0	0	0	0	0	0	0.0
	Closed	0	0	2	0	2	649	0.3
	Ending Open	0	0	6	0	6	228	2.6
2nd JEFFERSON	Beginning Open	74	0	376	208	658	10,770	6.1
	New Filed	0	35	75	31	141	4,336	3.3
	Reinstated	0	0	0	0	0	28	0.0
	Closed	14	7	90	38	149	4,372	3.4
	Ending Open	60	28	357	191	636	10,793	5.9
2nd LAWRENCE	Beginning Open	0	0	155	67	222	2,328	9.5
	New Filed	0	1	13	8	22	1,500	1.5
	Reinstated	0	0	0	0	0	0	0.0
	Closed	0	0	4	1	5	1,375	0.4
	Ending Open	0	1	161	72	234	2,743	8.5

\* TOTAL OF ALL CASES IN ALL CATEGORIES: CIVIL, FAMILY, CRIMINAL, CONSERVATION & TRAFFIC, JUVENILE, AND OTHER

# JUVENILE CASELOAD CONTINUED

CIRCUIT / COUNTY		JUVENILE (J)	JUVENILE (JV)	JUVENILE ABUSE	JUVENILE DELINQUENT	TOTAL JUVENILE CASES	TOTAL ALL CASES*	JUVENILE CASES AS % OF ALL CASES
2nd RICHLAND	Beginning Open	0	0	107	15	122	1,610	7.6
	New Filed	0	0	38	28	66	1,932	3.4
	Reinstated	0	0	0	0	0	0	0.0
	Closed	0	0	42	24	66	2,075	3.2
	Ending Open	0	0	93	14	107	1,431	7.5
2nd WABASH	Beginning Open	2	0	115	65	182	2,596	7.0
	New Filed	0	0	15	13	28	1,115	2.5
	Reinstated	0	0	0	0	0	0	0.0
	Closed	0	0	6	7	13	1,001	1.3
	Ending Open	2	0	124	69	195	2,712	7.2
2nd WAYNE	Beginning Open	0	0	123	21	144	5,489	2.6
	New Filed	0	1	30	20	51	2,099	2.4
	Reinstated	0	0	0	0	0	1	0.0
	Closed	0	0	63	15	78	2,529	3.1
	Ending Open	0	1	90	18	109	4,924	2.2
2nd WHITE	Beginning Open	4	0	58	90	152	6,673	2.3
	New Filed	0	2	25	53	80	2,528	3.2
	Reinstated	0	0	0	0	0	2	0.0
	Closed	1	0	19	49	69	2,658	2.6
	Ending Open	3	2	62	94	161	6,551	2.5
2nd CIRCUIT TOTAL	Beginning Open	99	0	1,253	748	2,100	51,037	4.1
	New Filed	0	49	314	262	625	23,498	2.7
	Reinstated	0	0	0	0	0	38	0.0
	Closed	16	11	303	213	543	24,319	2.2
	Ending Open	71	38	1,204	735	2,048	44,024	4.7
3rd BOND	Beginning Open	541	0	66	19	626	11,037	5.7
	New Filed	0	4	43	12	59	3,008	2.0
	Reinstated	0	0	0	0	0	0	0.0
	Closed	0	0	19	5	24	3,083	0.8
	Ending Open	541	4	90	24	659	10,766	6.1

\* TOTAL OF ALL CASES IN ALL CATEGORIES: CIVIL, FAMILY, CRIMINAL, CONSERVATION & TRAFFIC, JUVENILE, AND OTHER

# JUVENILE CASELOAD CONTINUED

CIRCUIT / COUNTY		JUVENILE (J)	JUVENILE (JV)	JUVENILE ABUSE	JUVENILE DELINQUENT	TOTAL JUVENILE CASES	TOTAL ALL CASES*	JUVENILE CASES AS % OF ALL CASES
3rd MADISON	Beginning Open	5	0	146	271	422	71,097	0.6
	New Filed	0	17	274	290	581	39,467	1.5
	Reinstated	0	0	8	0	8	373	2.1
	Closed	0	14	357	274	645	50,110	1.3
	Ending Open	5	2	153	285	445	59,374	0.7
3rd CIRCUIT TOTAL	Beginning Open	546	0	212	290	1,048	82,134	1.3
	New Filed	0	21	317	302	640	42,475	1.5
	Reinstated	0	0	8	0	8	373	2.1
	Closed	0	14	376	279	669	53,193	1.3
	Ending Open	546	6	243	309	1,104	70,140	1.6
4th CHRISTIAN	Beginning Open	2	0	218	60	280	5,860	4.8
	New Filed	0	3	46	14	63	4,011	1.6
	Reinstated	0	0	1	0	1	21	4.8
	Closed	1	0	57	25	83	4,623	1.8
	Ending Open	1	3	201	21	226	4,438	5.1
4th CLAY	Beginning Open	3	0	53	6	62	946	6.6
	New Filed	0	0	10	11	21	1,402	1.5
	Reinstated	0	0	0	0	0	0	0.0
	Closed	0	0	32	2	34	1,374	2.5
	Ending Open	3	0	35	13	51	961	5.3
4th CLINTON	Beginning Open	11	0	87	24	122	3,768	3.2
	New Filed	0	3	55	44	102	3,184	3.2
	Reinstated	0	0	0	0	0	0	0.0
	Closed	3	1	11	40	55	3,067	1.8
	Ending Open	7	2	126	29	164	3,428	4.8
4th EFFINGHAM	Beginning Open	1	0	133	187	321	10,157	3.2
	New Filed	0	1	18	41	60	5,014	1.2
	Reinstated	0	0	0	0	0	5	0.0
	Closed	1	1	47	23	72	5,229	1.4
	Ending Open	0	0	103	172	275	9,578	2.9

\* TOTAL OF ALL CASES IN ALL CATEGORIES: CIVIL, FAMILY, CRIMINAL, CONSERVATION & TRAFFIC, JUVENILE, AND OTHER

# JUVENILE CASELOAD CONTINUED

CIRCUIT / COUNTY		JUVENILE (J)	JUVENILE (JV)	JUVENILE ABUSE	JUVENILE DELINQUENT	TOTAL JUVENILE CASES	TOTAL ALL CASES*	JUVENILE CASES AS % OF ALL CASES
4th FAYETTE	Beginning Open	0	0	29	15	44	5,487	0.8
	New Filed	0	0	63	19	82	3,253	2.5
	Reinstated	0	0	0	0	0	2	0.0
	Closed	0	0	46	8	54	3,306	1.6
	Ending Open	0	0	56	26	82	5,166	1.6
4th JASPER	Beginning Open	3	0	40	11	54	1,094	4.9
	New Filed	0	0	7	14	21	932	2.3
	Reinstated	0	0	0	0	0	0	0.0
	Closed	0	0	12	13	25	848	2.9
	Ending Open	0	0	33	3	36	1,075	3.3
4th MARION	Beginning Open	19	0	327	21	367	5,129	7.2
	New Filed	0	14	69	73	156	5,519	2.8
	Reinstated	0	0	0	0	0	13	0.0
	Closed	4	1	50	19	74	5,723	1.3
	Ending Open	15	13	347	74	449	4,369	10.3
4th MONTGOMERY	Beginning Open	0	0	143	45	188	8,980	2.1
	New Filed	0	1	48	17	66	6,439	1.0
	Reinstated	0	0	0	0	0	4	0.0
	Closed	0	1	31	19	51	6,770	0.8
	Ending Open	0	0	112	21	133	7,723	1.7
4th SHELBY	Beginning Open	0	0	137	19	156	1,723	9.1
	New Filed	0	1	23	13	37	1,634	2.3
	Reinstated	0	0	0	0	0	0	0.0
	Closed	0	0	13	9	22	1,782	1.2
	Ending Open	0	1	146	12	159	1,403	11.3
4th CIRCUIT TOTAL	Beginning Open	39	0	1,167	388	1,594	43,144	3.7
	New Filed	0	23	339	246	608	31,388	1.9
	Reinstated	0	0	1	0	1	45	2.2
	Closed	9	4	299	158	470	32,722	1.4
	Ending Open	26	19	1,159	371	1,575	38,141	4.1

\* TOTAL OF ALL CASES IN ALL CATEGORIES: CIVIL, FAMILY, CRIMINAL, CONSERVATION & TRAFFIC, JUVENILE, AND OTHER

# JUVENILE CASELOAD CONTINUED

CIRCUIT / COUNTY		JUVENILE (J)	JUVENILE (JV)	JUVENILE ABUSE	JUVENILE DELINQUENT	TOTAL JUVENILE CASES	TOTAL ALL CASES*	JUVENILE CASES AS % OF ALL CASES
5th CLARK	Beginning Open	0	0	36	10	46	3,739	1.2
	New Filed	0	0	5	1	6	2,057	0.3
	Reinstated	0	0	0	0	0	1	0.0
	Closed	0	0	1	1	2	2,014	0.1
	Ending Open	0	0	39	10	49	3,735	1.3
5th COLES	Beginning Open	64	0	555	713	1,332	25,267	5.3
	New Filed	0	9	67	64	140	7,220	1.9
	Reinstated	0	0	0	0	0	0	0.0
	Closed	8	7	6	49	70	6,804	1.0
	Ending Open	4	2	581	130	717	23,267	3.1
5th CUMBERLAND	Beginning Open	15	0	67	137	219	5,140	4.3
	New Filed	0	0	1	6	7	1,490	0.5
	Reinstated	0	0	0	0	0	0	0.0
	Closed	0	0	22	11	33	1,462	2.3
	Ending Open	0	0	27	11	38	4,972	0.8
5th EDGAR	Beginning Open	0	0	117	172	289	4,970	5.8
	New Filed	0	0	19	27	46	2,121	2.2
	Reinstated	0	0	0	0	0	0	0.0
	Closed	0	0	12	13	25	1,988	1.3
	Ending Open	0	0	123	184	307	4,370	7.0
5th VERMILION	Beginning Open	155	0	510	962	1,627	33,137	4.9
	New Filed	0	9	135	124	268	10,542	2.5
	Reinstated	0	0	0	0	0	129	0.0
	Closed	0	2	9	1	12	12,726	0.1
	Ending Open	130	4	435	867	1,436	22,098	6.5
5th CIRCUIT TOTAL	Beginning Open	234	0	1,285	1,994	3,513	72,253	4.9
	New Filed	0	18	227	222	467	23,430	2.0
	Reinstated	0	0	0	0	0	130	0.0
	Closed	8	9	50	75	142	24,994	0.6
	Ending Open	134	6	1,205	1,202	2,547	58,442	4.4

\* TOTAL OF ALL CASES IN ALL CATEGORIES: CIVIL, FAMILY, CRIMINAL, CONSERVATION & TRAFFIC, JUVENILE, AND OTHER

# JUVENILE CASELOAD CONTINUED

CIRCUIT / COUNTY		JUVENILE (J)	JUVENILE (JV)	JUVENILE ABUSE	JUVENILE DELINQUENT	TOTAL JUVENILE CASES	TOTAL ALL CASES*	JUVENILE CASES AS % OF ALL CASES
6th CHAMPAIGN	Beginning Open	40	0	356	157	553	30,488	1.8
	New Filed	0	0	136	175	311	22,154	1.4
	Reinstated	0	0	0	17	17	189	9.0
	Closed	2	0	30	84	116	19,395	0.6
	Ending Open	141	0	1,198	1,953	3,292	192,006	1.7
6th DEWITT	Beginning Open	11	0	90	350	451	3,051	14.8
	New Filed	0	1	6	19	26	2,022	1.3
	Reinstated	0	0	14	0	14	39	35.9
	Closed	0	0	4	3	7	1,986	0.4
	Ending Open	11	1	106	359	477	2,884	16.5
6th DOUGLAS	Beginning Open	3	0	18	5	26	3,503	0.7
	New Filed	0	4	22	21	47	2,216	2.1
	Reinstated	0	0	0	0	0	15	0.0
	Closed	0	1	12	20	33	2,588	1.3
	Ending Open	1	3	19	5	28	2,981	0.9
6th MACON	Beginning Open	8	0	701	295	1,004	18,282	5.5
	New Filed	0	2	280	119	401	15,630	2.6
	Reinstated	0	0	0	0	0	10	0.0
	Closed	0	0	237	129	366	16,156	2.3
	Ending Open	9	2	742	118	871	16,151	5.4
6th MOULTRIE	Beginning Open	0	0	53	27	80	1,199	6.7
	New Filed	0	0	16	7	23	1,096	2.1
	Reinstated	0	0	0	0	0	4	0.0
	Closed	0	0	4	9	13	1,191	1.1
	Ending Open	0	0	59	21	80	938	8.5
6th PIATT	Beginning Open	0	0	75	10	85	3,219	2.6
	New Filed	0	0	36	2	38	1,415	2.7
	Reinstated	0	0	0	0	0	0	0.0
	Closed	0	0	21	2	23	1,513	1.5
	Ending Open	0	0	60	4	64	2,995	2.1

\* TOTAL OF ALL CASES IN ALL CATEGORIES: CIVIL, FAMILY, CRIMINAL, CONSERVATION & TRAFFIC, JUVENILE, AND OTHER

# JUVENILE CASELOAD CONTINUED

CIRCUIT / COUNTY		JUVENILE (J)	JUVENILE (JV)	JUVENILE ABUSE	JUVENILE DELINQUENT	TOTAL JUVENILE CASES	TOTAL ALL CASES*	JUVENILE CASES AS % OF ALL CASES
6th CIRCUIT TOTAL	Beginning Open	62	0	1,293	844	2,199	59,742	3.7
	New Filed	0	7	496	343	846	44,533	1.9
	Reinstated	0	0	14	17	31	257	12.1
	Closed	2	1	308	247	558	42,829	1.3
	Ending Open	162	6	2,184	2,460	4,812	217,955	2.2
7th GREENE	Beginning Open	0	0	38	4	42	1,031	4.1
	New Filed	0	0	24	6	30	1,367	2.2
	Reinstated	0	0	0	0	0	6	0.0
	Closed	0	0	11	9	20	1,578	1.3
	Ending Open	0	0	50	1	51	814	6.3
7th JERSEY	Beginning Open	2	0	199	155	356	4,559	7.8
	New Filed	0	2	23	37	62	3,504	1.8
	Reinstated	0	0	0	0	0	0	0.0
	Closed	0	0	6	14	20	3,970	0.5
	Ending Open	2	2	114	173	291	3,920	7.4
7th MACOUPIN	Beginning Open	83	0	336	224	643	13,263	4.8
	New Filed	0	15	75	35	125	6,554	1.9
	Reinstated	0	0	0	0	0	11	0.0
	Closed	5	4	65	36	110	7,793	1.4
	Ending Open	78	11	348	214	651	10,394	6.3
7th MORGAN	Beginning Open	0	0	73	16	89	3,127	2.8
	New Filed	0	0	36	13	49	3,347	1.5
	Reinstated	0	0	0	0	0	9	0.0
	Closed	0	0	26	17	43	3,692	1.2
	Ending Open	0	0	67	4	71	1,957	3.6
7th SANGAMON	Beginning Open	35	0	607	387	1,029	78,293	1.3
	New Filed	0	4	265	78	347	33,265	1.0
	Reinstated	0	0	0	0	0	0	0.0
	Closed	2	2	182	42	228	33,937	0.7
	Ending Open	35	4	699	389	1,127	75,932	1.5

\* TOTAL OF ALL CASES IN ALL CATEGORIES: CIVIL, FAMILY, CRIMINAL, CONSERVATION & TRAFFIC, JUVENILE, AND OTHER



# JUVENILE CASELOAD CONTINUED

CIRCUIT / COUNTY		JUVENILE (J)	JUVENILE (JV)	JUVENILE ABUSE	JUVENILE DELINQUENT	TOTAL JUVENILE CASES	TOTAL ALL CASES*	JUVENILE CASES AS % OF ALL CASES
7th SCOTT	Beginning Open	0	0	38	107	145	1,618	9.0
	New Filed	0	0	1	1	2	920	0.2
	Reinstated	0	0	0	0	0	1	0.0
	Closed	0	0	5	2	7	868	0.8
	Ending Open	0	0	36	107	143	1,596	9.0
7th CIRCUIT TOTAL	Beginning Open	120	0	1,291	893	2,304	101,891	2.3
	New Filed	0	21	424	170	615	48,957	1.3
	Reinstated	0	0	0	0	0	27	0.0
	Closed	7	6	295	120	428	51,838	0.8
	Ending Open	115	17	1,314	888	2,334	94,613	2.5
8th ADAMS	Beginning Open	7	0	280	69	356	7,132	5.0
	New Filed	0	0	89	53	142	8,622	1.6
	Reinstated	0	0	0	0	0	13	0.0
	Closed	2	0	106	36	144	9,286	1.6
	Ending Open	5	0	264	43	312	6,001	5.2
8th BROWN	Beginning Open	0	0	16	5	21	759	2.8
	New Filed	0	0	3	2	5	866	0.6
	Reinstated	0	0	0	0	0	0	0.0
	Closed	0	0	2	2	4	803	0.5
	Ending Open	0	0	17	4	21	817	2.6
8th CALHOUN	Beginning Open	0	0	14	6	20	493	4.1
	New Filed	0	0	2	0	2	453	0.4
	Reinstated	0	0	0	0	0	2	0.0
	Closed	0	0	7	2	9	436	2.1
	Ending Open	0	0	9	4	13	491	2.6
8th CASS	Beginning Open	0	0	37	21	58	1,888	3.1
	New Filed	0	0	20	13	33	1,655	2.0
	Reinstated	0	0	0	0	0	10	0.0
	Closed	0	0	16	23	39	1,734	2.2
	Ending Open	0	0	41	11	52	1,666	3.1

\* TOTAL OF ALL CASES IN ALL CATEGORIES: CIVIL, FAMILY, CRIMINAL, CONSERVATION & TRAFFIC, JUVENILE, AND OTHER

# JUVENILE CASELOAD CONTINUED

CIRCUIT / COUNTY		JUVENILE (J)	JUVENILE (JV)	JUVENILE ABUSE	JUVENILE DELINQUENT	TOTAL JUVENILE CASES	TOTAL ALL CASES*	JUVENILE CASES AS % OF ALL CASES
8th MASON	Beginning Open	0	0	109	28	137	3,894	3.5
	New Filed	0	0	16	26	42	1,739	2.4
	Reinstated	0	0	0	0	0	0	0.0
	Closed	0	0	26	21	47	1,694	2.8
	Ending Open	0	0	100	30	130	3,872	3.4
8th MENARD	Beginning Open	0	0	33	3	36	878	4.1
	New Filed	0	0	8	5	13	998	1.3
	Reinstated	0	0	0	0	0	1	0.0
	Closed	0	0	6	2	8	995	0.8
	Ending Open	0	0	33	2	35	855	4.1
8th PIKE	Beginning Open	67	0	168	450	685	6,389	10.7
	New Filed	0	3	20	23	46	2,698	1.7
	Reinstated	0	0	0	0	0	11	0.0
	Closed	0	0	10	9	19	2,855	0.7
	Ending Open	53	2	155	398	608	5,989	10.2
8th SCHUYLER	Beginning Open	1	0	12	7	20	1,419	1.4
	New Filed	0	0	15	3	18	878	2.1
	Reinstated	0	0	0	0	0	6	0.0
	Closed	0	0	4	2	6	858	0.7
	Ending Open	1	0	23	3	27	1,412	1.9
8th CIRCUIT TOTAL	Beginning Open	75	0	669	589	1,333	22,852	5.8
	New Filed	0	3	173	125	301	17,909	1.7
	Reinstated	0	0	0	0	0	43	0.0
	Closed	2	0	177	97	276	18,661	1.5
	Ending Open	59	2	642	495	1,198	21,103	5.7
9th FULTON	Beginning Open	9	0	184	168	361	5,548	6.5
	New Filed	0	7	36	50	93	3,908	2.4
	Reinstated	0	0	0	0	0	4	0.0
	Closed	3	4	35	163	205	4,481	4.6
	Ending Open	6	3	184	57	250	4,992	5.0

\* TOTAL OF ALL CASES IN ALL CATEGORIES: CIVIL, FAMILY, CRIMINAL, CONSERVATION & TRAFFIC, JUVENILE, AND OTHER

# JUVENILE CASELOAD CONTINUED

CIRCUIT / COUNTY		JUVENILE (J)	JUVENILE (JV)	JUVENILE ABUSE	JUVENILE DELINQUENT	TOTAL JUVENILE CASES	TOTAL ALL CASES*	JUVENILE CASES AS % OF ALL CASES
9th HANCOCK	Beginning Open	0	0	3	5	8	3,125	0.3
	New Filed	0	0	16	19	35	2,116	1.7
	Reinstated	0	0	0	0	0	0	0.0
	Closed	0	0	9	12	21	1,800	1.2
	Ending Open	40	0	42	18	100	3,462	2.9
9th HENDERSON	Beginning Open	1	0	7	7	15	1,849	0.8
	New Filed	0	2	3	9	14	1,820	0.8
	Reinstated	0	0	0	0	0	0	0.0
	Closed	0	0	0	9	9	2,006	0.4
	Ending Open	1	2	10	8	21	1,666	1.3
9th KNOX	Beginning Open	0	0	184	77	261	10,586	2.5
	New Filed	0	1	72	93	166	6,436	2.6
	Reinstated	0	0	0	0	0	3	0.0
	Closed	0	1	4	24	29	7,266	0.4
	Ending Open	0	0	314	233	547	13,813	4.0
9th MCDONOUGH	Beginning Open	8	0	161	20	189	5,818	3.2
	New Filed	0	7	23	49	79	3,457	2.3
	Reinstated	0	0	0	0	0	0	0.0
	Closed	1	0	4	33	38	3,481	1.1
	Ending Open	14	7	276	40	337	4,536	7.4
9th WARREN	Beginning Open	1	0	120	172	293	2,735	10.7
	New Filed	0	17	6	0	23	2,204	1.0
	Reinstated	0	0	0	0	0	15	0.0
	Closed	0	4	2	5	11	2,220	0.5
	Ending Open	1	12	123	163	299	2,258	13.2
9th CIRCUIT TOTAL	Beginning Open	19	0	659	449	1,127	29,661	3.8
	New Filed	0	34	156	220	410	19,941	2.1
	Reinstated	0	0	0	0	0	22	0.0
	Closed	4	9	54	246	313	21,254	1.5
	Ending Open	62	24	949	519	1,554	30,727	5.1

\* TOTAL OF ALL CASES IN ALL CATEGORIES: CIVIL, FAMILY, CRIMINAL, CONSERVATION & TRAFFIC, JUVENILE, AND OTHER

# JUVENILE CASELOAD CONTINUED

CIRCUIT / COUNTY		JUVENILE (J)	JUVENILE (JV)	JUVENILE ABUSE	JUVENILE DELINQUENT	TOTAL JUVENILE CASES	TOTAL ALL CASES*	JUVENILE CASES AS % OF ALL CASES
10th MARSHALL	Beginning Open	0	0	22	2	24	1,152	2.1
	New Filed	0	3	20	21	44	972	4.5
	Reinstated	0	0	0	0	0	4	0.0
	Closed	0	3	12	15	30	1,019	2.9
	Ending Open	0	0	30	6	36	997	3.6
10th PEORIA	Beginning Open	17	0	1,162	187	1,366	37,381	3.7
	New Filed	0	2	268	321	591	21,233	2.8
	Reinstated	0	0	0	0	0	14	0.0
	Closed	9	2	434	334	779	21,760	3.6
	Ending Open	10	0	997	157	1,164	36,868	3.2
10th PUTNAM	Beginning Open	6	0	7	58	71	867	8.2
	New Filed	0	1	4	4	9	704	1.3
	Reinstated	0	0	0	0	0	3	0.0
	Closed	0	0	5	4	9	732	1.2
	Ending Open	2	1	4	15	22	733	3.0
10th STARK	Beginning Open	2	0	4	10	16	702	2.3
	New Filed	0	2	4	3	9	643	1.4
	Reinstated	0	0	0	0	0	4	0.0
	Closed	0	0	1	5	6	718	0.8
	Ending Open	2	2	5	1	10	555	1.8
10th TAZEWELL	Beginning Open	83	0	804	281	1,168	14,883	7.8
	New Filed	0	1	229	144	374	16,386	2.3
	Reinstated	0	0	0	0	0	234	0.0
	Closed	2	0	317	106	425	18,158	2.3
	Ending Open	82	1	606	307	996	14,709	6.8
10th CIRCUIT TOTAL	Beginning Open	108	0	1,999	538	2,645	54,985	4.8
	New Filed	0	9	525	493	1,027	39,938	2.6
	Reinstated	0	0	0	0	0	259	0.0
	Closed	11	5	769	464	1,249	42,387	2.9
	Ending Open	96	4	1,642	486	2,228	53,862	4.1

\* TOTAL OF ALL CASES IN ALL CATEGORIES: CIVIL, FAMILY, CRIMINAL, CONSERVATION & TRAFFIC, JUVENILE, AND OTHER

# JUVENILE CASELOAD CONTINUED

CIRCUIT / COUNTY		JUVENILE (J)	JUVENILE (JV)	JUVENILE ABUSE	JUVENILE DELINQUENT	TOTAL JUVENILE CASES	TOTAL ALL CASES*	JUVENILE CASES AS % OF ALL CASES
11th FORD	Beginning Open	2	0	49	76	127	2,396	5.3
	New Filed	0	0	18	4	22	1,247	1.8
	Reinstated	0	0	0	0	0	0	0.0
	Closed	0	0	2	7	9	1,369	0.7
	Ending Open	2	0	36	6	44	1,419	3.1
11th LIVINGSTON	Beginning Open	11	0	141	54	206	7,205	2.9
	New Filed	0	3	31	30	64	4,315	1.5
	Reinstated	0	0	0	0	0	1	0.0
	Closed	0	0	27	4	31	4,440	0.7
	Ending Open	6	3	112	73	194	6,819	2.8
11th LOGAN	Beginning Open	0	0	102	63	165	6,556	2.5
	New Filed	0	0	32	17	49	4,247	1.2
	Reinstated	0	0	0	0	0	0	0.0
	Closed	0	0	29	10	39	4,033	1.0
	Ending Open	0	0	105	61	166	6,778	2.4
11th MCLEAN	Beginning Open	0	0	259	154	413	15,272	2.7
	New Filed	0	0	102	111	213	22,215	1.0
	Reinstated	0	0	4	1	5	567	0.9
	Closed	0	0	113	144	257	25,041	1.0
	Ending Open	0	0	248	110	358	13,464	2.7
11th WOODFORD	Beginning Open	1	0	190	129	320	6,554	4.9
	New Filed	0	0	36	39	75	3,477	2.2
	Reinstated	0	0	0	0	0	9	0.0
	Closed	1	0	36	40	77	3,384	2.3
	Ending Open	0	0	151	19	170	6,106	2.8
11th CIRCUIT TOTAL	Beginning Open	14	0	741	476	1,231	37,983	3.2
	New Filed	0	3	219	201	423	35,501	1.2
	Reinstated	0	0	4	1	5	577	0.9
	Closed	1	0	207	205	413	38,267	1.1
	Ending Open	8	3	652	269	932	34,586	2.7

\* TOTAL OF ALL CASES IN ALL CATEGORIES: CIVIL, FAMILY, CRIMINAL, CONSERVATION & TRAFFIC, JUVENILE, AND OTHER

# JUVENILE CASELOAD CONTINUED

CIRCUIT / COUNTY		JUVENILE (J)	JUVENILE (JV)	JUVENILE ABUSE	JUVENILE DELINQUENT	TOTAL JUVENILE CASES	TOTAL ALL CASES*	JUVENILE CASES AS % OF ALL CASES
12th WILL	Beginning Open	10	0	610	420	1,040	95,669	1.1
	New Filed	0	14	231	295	540	83,371	0.6
	Reinstated	0	0	37	1	38	2,883	1.3
	Closed	4	4	282	348	638	99,545	0.6
	Ending Open	5	10	585	182	782	79,623	1.0
12th CIRCUIT TOTAL	Beginning Open	10	0	610	420	1,040	95,669	1.1
	New Filed	0	14	231	295	540	83,371	0.6
	Reinstated	0	0	37	1	38	2,883	1.3
	Closed	4	4	282	348	638	99,545	0.6
	Ending Open	5	10	585	182	782	79,623	1.0
13th BUREAU	Beginning Open	12	0	122	319	453	5,022	9.0
	New Filed	0	3	17	49	69	2,945	2.3
	Reinstated	0	0	0	0	0	0	0.0
	Closed	0	3	11	25	39	3,508	1.1
	Ending Open	12	0	68	340	420	4,556	9.2
13th GRUNDY	Beginning Open	0	0	66	111	177	4,870	3.6
	New Filed	0	0	27	41	68	6,943	1.0
	Reinstated	0	0	0	0	0	105	0.0
	Closed	0	0	28	39	67	7,628	0.9
	Ending Open	0	0	62	36	98	4,113	2.4
13th LASALLE	Beginning Open	3	0	39	55	97	12,355	0.8
	New Filed	0	10	51	111	172	13,801	1.2
	Reinstated	0	0	0	0	0	381	0.0
	Closed	2	4	54	128	188	15,435	1.2
	Ending Open	1	6	32	28	67	10,409	0.6
13th CIRCUIT TOTAL	Beginning Open	15	0	227	485	727	22,247	3.3
	New Filed	0	13	95	201	309	23,689	1.3
	Reinstated	0	0	0	0	0	486	0.0
	Closed	2	7	93	192	294	26,571	1.1
	Ending Open	13	6	162	404	585	19,078	3.1

\* TOTAL OF ALL CASES IN ALL CATEGORIES: CIVIL, FAMILY, CRIMINAL, CONSERVATION & TRAFFIC, JUVENILE, AND OTHER

# JUVENILE CASELOAD CONTINUED

CIRCUIT / COUNTY		JUVENILE (J)	JUVENILE (JV)	JUVENILE ABUSE	JUVENILE DELINQUENT	TOTAL JUVENILE CASES	TOTAL ALL CASES*	JUVENILE CASES AS % OF ALL CASES
14th HENRY	Beginning Open	40	0	176	261	477	12,006	4.0
	New Filed	0	5	54	28	87	5,693	1.5
	Reinstated	0	0	0	0	0	0	0.0
	Closed	2	3	47	20	72	6,233	1.2
	Ending Open	0	2	156	21	179	10,197	1.8
14th MERCER	Beginning Open	7	0	83	77	167	1,641	10.2
	New Filed	0	4	11	24	39	1,202	3.2
	Reinstated	0	0	0	0	0	0	0.0
	Closed	4	4	12	28	48	1,182	4.1
	Ending Open	0	0	15	21	36	1,372	2.6
14th ROCK ISLAND	Beginning Open	12	0	454	482	948	40,129	2.4
	New Filed	0	1	91	156	248	19,739	1.3
	Reinstated	0	0	0	0	0	11	0.0
	Closed	0	0	66	119	185	21,852	0.8
	Ending Open	12	1	476	486	975	36,189	2.7
14th WHITESIDE	Beginning Open	3	0	172	18	193	9,839	2.0
	New Filed	0	6	26	59	91	9,478	1.0
	Reinstated	0	0	0	0	0	4	0.0
	Closed	1	0	69	46	116	9,578	1.2
	Ending Open	0	6	127	18	151	9,218	1.6
14th CIRCUIT TOTAL	Beginning Open	62	0	885	838	1,785	63,615	2.8
	New Filed	0	16	182	267	465	36,112	1.3
	Reinstated	0	0	0	0	0	15	0.0
	Closed	7	7	194	213	421	38,845	1.1
	Ending Open	12	9	774	546	1,341	56,976	2.4
15th CARROLL	Beginning Open	4	0	58	9	71	2,546	2.8
	New Filed	0	4	5	5	14	1,880	0.7
	Reinstated	0	0	0	0	0	0	0.0
	Closed	0	2	3	3	8	2,037	0.4
	Ending Open	4	2	60	4	70	2,231	3.1

\* TOTAL OF ALL CASES IN ALL CATEGORIES: CIVIL, FAMILY, CRIMINAL, CONSERVATION & TRAFFIC, JUVENILE, AND OTHER

# JUVENILE CASELOAD CONTINUED

CIRCUIT / COUNTY		JUVENILE (J)	JUVENILE (JV)	JUVENILE ABUSE	JUVENILE DELINQUENT	TOTAL JUVENILE CASES	TOTAL ALL CASES*	JUVENILE CASES AS % OF ALL CASES
15th JO DAVIESS	Beginning Open	0	0	36	2	38	3,023	1.3
	New Filed	0	0	8	6	14	2,771	0.5
	Reinstated	0	0	0	0	0	0	0.0
	Closed	0	0	15	6	21	3,578	0.6
	Ending Open	0	0	30	0	30	2,131	1.4
15th LEE	Beginning Open	6	0	27	41	74	7,491	1.0
	New Filed	0	4	42	30	76	4,470	1.7
	Reinstated	0	0	0	0	0	4	0.0
	Closed	3	1	34	31	69	4,942	1.4
	Ending Open	3	3	33	22	61	5,425	1.1
15th OGLE	Beginning Open	53	0	137	289	479	11,056	4.3
	New Filed	0	1	7	37	45	6,982	0.6
	Reinstated	0	0	0	0	0	0	0.0
	Closed	1	0	21	28	50	7,644	0.7
	Ending Open	31	1	60	116	208	10,022	2.1
15th STEPHENSON	Beginning Open	4	0	89	119	212	6,619	3.2
	New Filed	0	0	58	95	153	7,157	2.1
	Reinstated	0	0	0	0	0	6	0.0
	Closed	2	0	67	83	152	7,873	1.9
	Ending Open	1	0	72	64	137	5,455	2.5
15th CIRCUIT TOTAL	Beginning Open	67	0	347	460	874	30,735	2.8
	New Filed	0	9	120	173	302	23,260	1.3
	Reinstated	0	0	0	0	0	10	0.0
	Closed	6	3	140	151	300	26,074	1.2
	Ending Open	39	6	255	206	506	25,264	2.0
16th KANE	Beginning Open	42	0	334	536	912	102,623	0.9
	New Filed	0	11	152	315	478	51,934	0.9
	Reinstated	0	0	0	23	23	2,348	1.0
	Closed	14	2	69	256	341	75,480	0.5
	Ending Open	28	9	559	660	1,256	52,178	2.4

\* TOTAL OF ALL CASES IN ALL CATEGORIES: CIVIL, FAMILY, CRIMINAL, CONSERVATION & TRAFFIC, JUVENILE, AND OTHER



# JUVENILE CASELOAD CONTINUED

CIRCUIT / COUNTY		JUVENILE (J)	JUVENILE (JV)	JUVENILE ABUSE	JUVENILE DELINQUENT	TOTAL JUVENILE CASES	TOTAL ALL CASES*	JUVENILE CASES AS % OF ALL CASES
16th CIRCUIT TOTAL	Beginning Open	42	0	334	536	912	102,623	0.9
	New Filed	0	11	152	315	478	51,934	0.9
	Reinstated	0	0	0	23	23	2,348	1.0
	Closed	14	2	69	256	341	75,480	0.5
	Ending Open	28	9	559	660	1,256	52,178	2.4
17th BOONE	Beginning Open	2	0	85	150	237	12,755	1.9
	New Filed	0	0	18	88	106	5,846	1.8
	Reinstated	0	0	0	0	0	2	0.0
	Closed	1	0	23	119	143	6,957	2.1
	Ending Open	1	0	78	41	120	11,453	1.0
17th WINNEBAGO	Beginning Open	136	0	1,433	1,263	2,832	69,595	4.1
	New Filed	0	17	547	386	950	39,679	2.4
	Reinstated	2	0	9	1	12	176	6.8
	Closed	18	5	663	385	1,071	43,257	2.5
	Ending Open	117	11	1,281	705	2,114	61,815	3.4
17th CIRCUIT TOTAL	Beginning Open	138	0	1,518	1,413	3,069	82,350	3.7
	New Filed	0	17	565	474	1,056	45,525	2.3
	Reinstated	2	0	9	1	12	178	6.7
	Closed	19	5	686	504	1,214	50,214	2.4
	Ending Open	118	11	1,359	746	2,234	73,268	3.0
18th DUPAGE	Beginning Open	2	0	187	287	476	59,261	0.8
	New Filed	0	7	110	285	402	111,829	0.4
	Reinstated	0	1	1	0	2	833	0.2
	Closed	1	4	80	380	465	114,995	0.4
	Ending Open	2	4	219	246	471	100,038	0.5
18th CIRCUIT TOTAL	Beginning Open	2	0	187	287	476	59,261	0.8
	New Filed	0	7	110	285	402	111,829	0.4
	Reinstated	0	1	1	0	2	833	0.2
	Closed	1	4	80	380	465	114,995	0.4
	Ending Open	2	4	219	246	471	100,038	0.5

\* TOTAL OF ALL CASES IN ALL CATEGORIES: CIVIL, FAMILY, CRIMINAL, CONSERVATION & TRAFFIC, JUVENILE, AND OTHER

# JUVENILE CASELOAD CONTINUED

CIRCUIT / COUNTY		JUVENILE (J)	JUVENILE (JV)	JUVENILE ABUSE	JUVENILE DELINQUENT	TOTAL JUVENILE CASES	TOTAL ALL CASES*	JUVENILE CASES AS % OF ALL CASES
19th LAKE	Beginning Open	0	0	705	255	960	37,938	2.5
	New Filed	0	0	180	268	448	67,704	0.7
	Reinstated	0	0	4	16	20	3,850	0.5
	Closed	0	0	271	384	655	82,046	0.8
	Ending Open	0	0	618	158	776	27,452	2.8
19th CIRCUIT TOTAL	Beginning Open	0	0	705	255	960	37,938	2.5
	New Filed	0	0	180	268	448	67,704	0.7
	Reinstated	0	0	4	16	20	3,850	0.5
	Closed	0	0	271	384	655	82,046	0.8
	Ending Open	0	0	618	158	776	27,452	2.8
20th MONROE	Beginning Open	2	0	21	64	87	3,750	2.3
	New Filed	0	3	11	41	55	3,944	1.4
	Reinstated	0	0	0	0	0	9	0.0
	Closed	1	0	6	31	38	4,994	0.8
	Ending Open	1	3	26	38	68	2,519	2.7
20th PERRY	Beginning Open	17	0	170	73	260	3,787	6.9
	New Filed	0	2	41	11	54	1,739	3.1
	Reinstated	0	0	0	0	0	0	0.0
	Closed	0	0	2	1	3	2,304	0.1
	Ending Open	17	2	209	81	309	3,132	9.9
20th RANDOLPH	Beginning Open	1	0	122	41	164	3,198	5.1
	New Filed	0	1	27	19	47	3,392	1.4
	Reinstated	0	0	0	0	0	2	0.0
	Closed	0	1	24	25	50	3,249	1.5
	Ending Open	0	0	120	19	139	2,706	5.1
20th ST. CLAIR	Beginning Open	4	0	580	401	985	122,140	0.8
	New Filed	0	9	244	220	473	39,452	1.2
	Reinstated	0	0	0	0	0	53	0.0
	Closed	2	4	515	321	842	36,096	2.3
	Ending Open	0	4	252	205	461	95,390	0.5

\* TOTAL OF ALL CASES IN ALL CATEGORIES: CIVIL, FAMILY, CRIMINAL, CONSERVATION & TRAFFIC, JUVENILE, AND OTHER

# JUVENILE CASELOAD CONTINUED

CIRCUIT / COUNTY		JUVENILE (J)	JUVENILE (JV)	JUVENILE ABUSE	JUVENILE DELINQUENT	TOTAL JUVENILE CASES	TOTAL ALL CASES*	JUVENILE CASES AS % OF ALL CASES
20th WASHINGTON	Beginning Open	27	0	98	150	275	3,145	8.7
	New Filed	0	0	26	20	46	1,372	3.4
	Reinstated	0	0	0	0	0	0	0.0
	Closed	4	0	15	17	36	1,453	2.5
	Ending Open	3	0	88	12	103	2,772	3.7
20th CIRCUIT TOTAL	Beginning Open	51	0	991	729	1,771	136,020	1.3
	New Filed	0	15	349	311	675	49,899	1.4
	Reinstated	0	0	0	0	0	64	0.0
	Closed	7	5	562	395	969	48,096	2.0
	Ending Open	21	9	695	355	1,080	106,519	1.0
21st IROQUOIS	Beginning Open	11	0	63	13	87	11,322	0.8
	New Filed	0	0	21	29	50	3,218	1.6
	Reinstated	0	0	0	0	0	0	0.0
	Closed	0	0	13	21	34	3,507	1.0
	Ending Open	11	0	71	20	102	10,759	0.9
21st KANKAKEE	Beginning Open	8	0	120	261	389	32,496	1.2
	New Filed	0	2	37	127	166	14,599	1.1
	Reinstated	0	0	0	0	0	0	0.0
	Closed	3	0	19	109	131	13,343	1.0
	Ending Open	5	2	138	279	424	33,752	1.3
21st CIRCUIT TOTAL	Beginning Open	19	0	183	274	476	43,818	1.1
	New Filed	0	2	58	156	216	17,817	1.2
	Reinstated	0	0	0	0	0	0	0.0
	Closed	3	0	32	130	165	16,850	1.0
	Ending Open	16	2	209	299	526	44,511	1.2
22nd MCHENRY	Beginning Open	4	0	195	211	410	16,876	2.4
	New Filed	0	12	122	132	266	38,747	0.7
	Reinstated	0	0	0	0	0	690	0.0
	Closed	3	6	90	154	253	41,725	0.6
	Ending Open	1	6	228	99	334	14,545	2.3

\* TOTAL OF ALL CASES IN ALL CATEGORIES: CIVIL, FAMILY, CRIMINAL, CONSERVATION & TRAFFIC, JUVENILE, AND OTHER

# JUVENILE CASELOAD CONTINUED

CIRCUIT / COUNTY		JUVENILE (J)	JUVENILE (JV)	JUVENILE ABUSE	JUVENILE DELINQUENT	TOTAL JUVENILE CASES	TOTAL ALL CASES*	JUVENILE CASES AS % OF ALL CASES
22nd CIRCUIT TOTAL	Beginning Open	4	0	195	211	410	16,876	2.4
	New Filed	0	12	122	132	266	38,747	0.7
	Reinstated	0	0	0	0	0	690	0.0
	Closed	3	6	90	154	253	41,725	0.6
	Ending Open	1	6	228	99	334	14,545	2.3
23rd DEKALB	Beginning Open	6	0	45	83	134	12,665	1.1
	New Filed	0	30	71	53	154	11,969	1.3
	Reinstated	0	0	0	0	0	120	0.0
	Closed	5	14	92	111	222	13,731	1.6
	Ending Open	2	22	40	48	112	10,249	1.1
23rd KENDALL	Beginning Open	22	0	134	509	665	9,158	7.3
	New Filed	0	7	63	158	228	10,485	2.2
	Reinstated	0	0	1	6	7	185	3.8
	Closed	5	1	67	178	251	11,547	2.2
	Ending Open	16	5	132	259	412	8,685	4.7
23rd CIRCUIT TOTAL	Beginning Open	28	0	179	592	799	21,823	3.7
	New Filed	0	37	134	211	382	22,454	1.7
	Reinstated	0	0	1	6	7	305	2.3
	Closed	10	15	159	289	473	25,278	1.9
	Ending Open	18	27	172	307	524	18,934	2.8
DOWNSTATE TOTAL	Beginning Open	2,113	0	18,028	14,139	34,280	1,409,471	2.4
	New Filed	0	377	5,813	5,833	12,023	946,557	1.3
	Reinstated	2	1	79	65	147	13,483	1.1
	Closed	152	129	5,739	5,616	11,636	1,049,758	1.1
	Ending Open	1,895	247	18,199	12,393	32,734	1,412,664	2.3
COOK **	Beginning Open	0	0	5,432	713	6,145	153,927	4.0
	New Filed	0	28	949	2,427	3,404	481,944	0.7
	Reinstated	0	13	0	4	17	68,818	0.0
	Closed	0	24	2,536	594	3,154	395,285	0.8
	Ending Open	0	17	3,845	2,550	6,412	309,404	2.1
STATE TOTAL	Beginning Open	2,113	0	23,460	14,852	40,425	1,563,398	2.6
	New Filed	0	405	6,762	8,260	15,427	1,428,501	1.1
	Reinstated	2	14	79	69	164	82,301	0.2
	Closed	152	153	8,275	6,210	14,790	1,445,043	1.0
	Ending Open	1,895	264	22,044	14,943	39,146	1,722,068	2.3

\* TOTAL OF ALL CASES IN ALL CATEGORIES: CIVIL, FAMILY, CRIMINAL, CONSERVATION & TRAFFIC, JUVENILE, AND OTHER

\*\*Due to changes in Cook County's case management system, there are variances in the number of cases being reported as open on January 1, 2022, when compared to the number of cases reported as open on December 31, 2021. There will also be noticeable differences in the number of cases filed and closed in 2022 when compared to prior years.

# OTHER CASELOAD STATISTICS BY COUNTY

## CIRCUIT COURTS - CALENDAR YEAR 2022

CIRCUIT / COUNTY		CIVIL LAW VIOLATION	CONTEMPT OF COURT	MISCELLANEOUS CRIMINAL	ORDERS OF PROTECTION	TOTAL OTHER CASES	TOTAL ALL CASES*	ALL OTHER CASES AS % OF ALL CASES
1st ALEXANDER	Beginning Open	32	0	0	691	723	38,363	1.9
	New Filed	0	0	46	28	74	2,137	3.5
	Reinstated	0	0	0	0	0	0	0.0
	Closed	1	0	9	29	39	2,492	1.6
	Ending Open	31	0	35	688	754	37,000	2.0
1st JACKSON	Beginning Open	2	0	0	17	19	4,418	0.4
	New Filed	5	0	95	259	359	6,771	5.3
	Reinstated	0	0	0	7	7	37	18.9
	Closed	6	0	58	254	318	7,226	4.4
	Ending Open	1	0	26	25	52	3,593	1.4
1st JOHNSON	Beginning Open	2	1	0	9	12	8,849	0.1
	New Filed	6	0	77	72	155	3,272	4.7
	Reinstated	0	0	0	0	0	0	0.0
	Closed	5	0	55	71	131	4,261	3.1
	Ending Open	2	1	22	9	34	8,098	0.4
1st MASSAC	Beginning Open	8	0	0	75	83	6,655	1.2
	New Filed	2	0	35	70	107	5,646	1.9
	Reinstated	0	0	0	0	0	0	0.0
	Closed	3	0	21	62	86	6,044	1.4
	Ending Open	7	0	14	82	103	5,897	1.7
1st POPE	Beginning Open	2	0	0	8	10	682	1.5
	New Filed	0	0	16	16	32	562	5.7
	Reinstated	0	0	0	0	0	0	0.0
	Closed	2	0	3	18	23	501	4.6
	Ending Open	0	0	13	6	19	727	2.6
1st PULASKI	Beginning Open	2	0	0	181	183	62,901	0.3
	New Filed	3	0	50	20	73	7,774	0.9
	Reinstated	0	0	0	0	0	0	0.0
	Closed	4	0	6	16	26	8,224	0.3
	Ending Open	1	0	44	184	229	62,250	0.4

\* TOTAL OF ALL CASES IN ALL CATEGORIES: CIVIL, FAMILY, CRIMINAL, CONSERVATION & TRAFFIC, JUVENILE, AND OTHER

## OTHER CASELOAD CONTINUED

CIRCUIT / COUNTY		CIVIL LAW VIOLATION	CONTEMPT OF COURT	MISCELLANEOUS CRIMINAL	ORDERS OF PROTECTION	TOTAL OTHER CASES	TOTAL ALL CASES*	ALL OTHER CASES AS % OF ALL CASES
1st SALINE	Beginning Open	1	0	0	167	168	5,944	2.8
	New Filed	0	0	73	220	293	3,881	7.5
	Reinstated	0	0	0	0	0	2	0.0
	Closed	1	0	70	257	328	4,863	6.7
	Ending Open	0	0	2	0	2	3,711	0.1
1st UNION	Beginning Open	5	2	0	1	8	2,020	0.4
	New Filed	0	0	55	90	145	2,592	5.6
	Reinstated	0	0	0	0	0	0	0.0
	Closed	3	0	27	77	107	2,863	3.7
	Ending Open	2	2	8	12	24	1,714	1.4
1st WILLIAMSON	Beginning Open	14	1	0	32	47	10,982	0.4
	New Filed	0	11	212	503	726	14,011	5.2
	Reinstated	0	0	0	0	0	11	0.0
	Closed	7	8	189	466	670	17,101	3.9
	Ending Open	7	3	12	47	69	7,695	0.9
1st CIRCUIT TOTAL	Beginning Open	68	4	0	1,181	1,253	140,814	0.9
	New Filed	16	11	659	1,278	1,964	46,646	4.2
	Reinstated	0	0	0	7	7	50	14.0
	Closed	32	8	438	1,250	1,728	53,575	3.2
	Ending Open	51	6	176	1,053	1,286	130,685	1.0
2nd CRAWFORD	Beginning Open	0	0	0	9	9	3,541	0.3
	New Filed	0	0	31	137	168	1,878	8.9
	Reinstated	0	0	0	0	0	7	0.0
	Closed	0	0	15	134	149	1,802	8.3
	Ending Open	0	0	15	11	26	3,599	0.7
2nd EDWARDS	Beginning Open	3	0	0	0	3	625	0.5
	New Filed	0	0	6	36	42	638	6.6
	Reinstated	0	0	0	0	0	0	0.0
	Closed	2	0	2	33	37	720	5.1
	Ending Open	1	0	2	2	5	493	1.0

\* TOTAL OF ALL CASES IN ALL CATEGORIES: CIVIL, FAMILY, CRIMINAL, CONSERVATION & TRAFFIC, JUVENILE, AND OTHER

## OTHER CASELOAD CONTINUED

CIRCUIT / COUNTY		CIVIL LAW VIOLATION	CONTEMPT OF COURT	MISCELLANEOUS CRIMINAL	ORDERS OF PROTECTION	TOTAL OTHER CASES	TOTAL ALL CASES*	ALL OTHER CASES AS % OF ALL CASES
2nd FRANKLIN	Beginning Open	36	1	0	183	220	14,274	1.5
	New Filed	1	1	87	488	577	5,072	11.4
	Reinstated	0	0	0	0	0	0	0.0
	Closed	7	0	74	460	541	5,245	10.3
	Ending Open	30	1	3	45	79	8,212	1.0
2nd GALLATIN	Beginning Open	0	1	0	65	66	1,560	4.2
	New Filed	1	2	23	70	96	794	12.1
	Reinstated	0	0	0	0	0	0	0.0
	Closed	1	0	5	67	73	789	9.3
	Ending Open	0	3	18	65	86	1,533	5.6
2nd HAMILTON	Beginning Open	0	0	0	2	2	796	0.3
	New Filed	0	0	14	79	93	1,138	8.2
	Reinstated	0	0	0	0	0	0	0.0
	Closed	0	0	9	77	86	1,104	7.8
	Ending Open	0	0	5	3	8	805	1.0
2nd HARDIN	Beginning Open	0	0	0	79	79	775	10.2
	New Filed	1	1	16	24	42	468	9.0
	Reinstated	0	0	0	0	0	0	0.0
	Closed	1	1	10	32	44	649	6.8
	Ending Open	0	0	5	4	9	228	3.9
2nd JEFFERSON	Beginning Open	14	0	0	102	116	10,770	1.1
	New Filed	0	0	26	305	331	4,336	7.6
	Reinstated	0	0	0	2	2	28	7.1
	Closed	2	0	22	291	315	4,372	7.2
	Ending Open	11	0	4	69	84	10,793	0.8
2nd LAWRENCE	Beginning Open	7	0	0	11	18	2,328	0.8
	New Filed	1	0	78	200	279	1,500	18.6
	Reinstated	0	0	0	0	0	0	0.0
	Closed	0	0	45	192	237	1,375	17.2
	Ending Open	8	0	4	1	13	2,743	0.5

\* TOTAL OF ALL CASES IN ALL CATEGORIES: CIVIL, FAMILY, CRIMINAL, CONSERVATION & TRAFFIC, JUVENILE, AND OTHER

## OTHER CASELOAD CONTINUED

CIRCUIT / COUNTY		CIVIL LAW VIOLATION	CONTEMPT OF COURT	MISCELLANEOUS CRIMINAL	ORDERS OF PROTECTION	TOTAL OTHER CASES	TOTAL ALL CASES*	ALL OTHER CASES AS % OF ALL CASES
2nd RICHLAND	Beginning Open	6	0	0	1	7	1,610	0.4
	New Filed	0	0	68	152	220	1,932	11.4
	Reinstated	0	0	0	0	0	0	0.0
	Closed	1	0	61	150	212	2,075	10.2
	Ending Open	3	0	5	3	11	1,431	0.8
2nd WABASH	Beginning Open	0	0	0	73	73	2,596	2.8
	New Filed	0	0	8	114	122	1,115	10.9
	Reinstated	0	0	0	0	0	0	0.0
	Closed	0	0	0	107	107	1,001	10.7
	Ending Open	0	0	8	79	87	2,712	3.2
2nd WAYNE	Beginning Open	2	1	0	4	7	5,489	0.1
	New Filed	1	0	44	89	134	2,099	6.4
	Reinstated	0	0	0	0	0	1	0.0
	Closed	1	0	10	86	97	2,529	3.8
	Ending Open	1	1	34	0	36	4,924	0.7
2nd WHITE	Beginning Open	0	0	0	7	7	6,673	0.1
	New Filed	4	0	49	119	172	2,528	6.8
	Reinstated	0	0	0	0	0	2	0.0
	Closed	4	0	28	122	154	2,658	5.8
	Ending Open	0	0	21	3	24	6,551	0.4
2nd CIRCUIT TOTAL	Beginning Open	68	3	0	536	607	51,037	1.2
	New Filed	9	4	450	1,813	2,276	23,498	9.7
	Reinstated	0	0	0	2	2	38	5.3
	Closed	19	1	281	1,751	2,052	24,319	8.4
	Ending Open	54	5	124	285	468	44,024	1.1
3rd BOND	Beginning Open	3	0	0	53	56	11,037	0.5
	New Filed	0	0	41	159	200	3,008	6.6
	Reinstated	0	0	0	0	0	0	0.0
	Closed	1	0	8	132	141	3,083	4.6
	Ending Open	2	0	33	21	56	10,766	0.5

\* TOTAL OF ALL CASES IN ALL CATEGORIES: CIVIL, FAMILY, CRIMINAL, CONSERVATION & TRAFFIC, JUVENILE, AND OTHER



## OTHER CASELOAD CONTINUED

CIRCUIT / COUNTY		CIVIL LAW VIOLATION	CONTEMPT OF COURT	MISCELLANEOUS CRIMINAL	ORDERS OF PROTECTION	TOTAL OTHER CASES	TOTAL ALL CASES*	ALL OTHER CASES AS % OF ALL CASES
3rd MADISON	Beginning Open	71	10	0	340	421	71,097	0.6
	New Filed	40	7	1,107	1,476	2,630	39,467	6.7
	Reinstated	0	0	1	0	1	373	0.3
	Closed	44	7	957	1,653	2,661	50,110	5.3
	Ending Open	67	9	147	12	235	59,374	0.4
3rd CIRCUIT TOTAL	Beginning Open	74	10	0	393	477	82,134	0.6
	New Filed	40	7	1,148	1,635	2,830	42,475	6.7
	Reinstated	0	0	1	0	1	373	0.3
	Closed	45	7	965	1,785	2,802	53,193	5.3
	Ending Open	69	9	180	33	291	70,140	0.4
4th CHRISTIAN	Beginning Open	4	2	0	7	13	5,860	0.2
	New Filed	2	2	122	306	432	4,011	10.8
	Reinstated	0	0	0	0	0	21	0.0
	Closed	3	2	71	295	371	4,623	8.0
	Ending Open	3	2	40	17	62	4,438	1.4
4th CLAY	Beginning Open	0	0	0	14	14	946	1.5
	New Filed	0	0	55	137	192	1,402	13.7
	Reinstated	0	0	0	0	0	0	0.0
	Closed	0	0	5	136	141	1,374	10.3
	Ending Open	0	1	50	15	66	961	6.9
4th CLINTON	Beginning Open	2	0	0	2	4	3,768	0.1
	New Filed	5	3	164	101	273	3,184	8.6
	Reinstated	0	0	0	0	0	0	0.0
	Closed	6	3	76	101	186	3,067	6.1
	Ending Open	0	0	82	3	85	3,428	2.5
4th EFFINGHAM	Beginning Open	58	1	0	8	67	10,157	0.7
	New Filed	3	0	110	191	304	5,014	6.1
	Reinstated	0	0	0	0	0	5	0.0
	Closed	20	0	90	185	295	5,229	5.6
	Ending Open	41	0	21	6	68	9,578	0.7

\* TOTAL OF ALL CASES IN ALL CATEGORIES: CIVIL, FAMILY, CRIMINAL, CONSERVATION & TRAFFIC, JUVENILE, AND OTHER

## OTHER CASELOAD CONTINUED

CIRCUIT / COUNTY		CIVIL LAW VIOLATION	CONTEMPT OF COURT	MISCELLANEOUS CRIMINAL	ORDERS OF PROTECTION	TOTAL OTHER CASES	TOTAL ALL CASES*	ALL OTHER CASES AS % OF ALL CASES
4th FAYETTE	Beginning Open	11	2	0	19	32	5,487	0.6
	New Filed	0	1	138	135	274	3,253	8.4
	Reinstated	0	0	0	0	0	2	0.0
	Closed	1	1	57	127	186	3,306	5.6
	Ending Open	7	2	71	8	88	5,166	1.7
4th JASPER	Beginning Open	0	0	0	26	26	1,094	2.4
	New Filed	0	0	19	39	58	932	6.2
	Reinstated	0	0	0	0	0	0	0.0
	Closed	0	0	6	35	41	848	4.8
	Ending Open	0	0	13	25	38	1,075	3.5
4th MARION	Beginning Open	8	1	0	4	13	5,129	0.3
	New Filed	2	7	129	322	460	5,519	8.3
	Reinstated	0	0	0	4	4	13	30.8
	Closed	2	2	73	356	433	5,723	7.6
	Ending Open	8	3	23	14	48	4,369	1.1
4th MONTGOMERY	Beginning Open	39	0	0	25	64	8,980	0.7
	New Filed	7	0	169	265	441	6,439	6.8
	Reinstated	0	0	0	0	0	4	0.0
	Closed	6	0	118	262	386	6,770	5.7
	Ending Open	39	0	42	5	86	7,723	1.1
4th SHELBY	Beginning Open	8	1	0	16	25	1,723	1.5
	New Filed	1	2	85	140	228	1,634	14.0
	Reinstated	0	0	0	0	0	0	0.0
	Closed	5	3	80	142	230	1,782	12.9
	Ending Open	0	0	5	5	10	1,403	0.7
4th CIRCUIT TOTAL	Beginning Open	130	7	0	121	258	43,144	0.6
	New Filed	20	15	991	1,636	2,662	31,388	8.5
	Reinstated	0	0	0	4	4	45	8.9
	Closed	43	11	576	1,639	2,269	32,722	6.9
	Ending Open	98	8	347	98	551	38,141	1.4

\* TOTAL OF ALL CASES IN ALL CATEGORIES: CIVIL, FAMILY, CRIMINAL, CONSERVATION & TRAFFIC, JUVENILE, AND OTHER

## OTHER CASELOAD CONTINUED

CIRCUIT / COUNTY		CIVIL LAW VIOLATION	CONTEMPT OF COURT	MISCELLANEOUS CRIMINAL	ORDERS OF PROTECTION	TOTAL OTHER CASES	TOTAL ALL CASES*	ALL OTHER CASES AS % OF ALL CASES
5th CLARK	Beginning Open	7	0	0	68	75	3,739	2.0
	New Filed	0	0	44	74	118	2,057	5.7
	Reinstated	0	0	0	0	0	1	0.0
	Closed	0	0	39	77	116	2,014	5.8
	Ending Open	7	0	5	64	76	3,735	2.0
5th COLES	Beginning Open	5	26	0	483	514	25,267	2.0
	New Filed	0	2	410	347	759	7,220	10.5
	Reinstated	0	0	0	0	0	0	0.0
	Closed	0	2	273	386	661	6,804	9.7
	Ending Open	5	26	112	496	639	23,267	2.7
5th CUMBERLAND	Beginning Open	1	0	0	158	159	5,140	3.1
	New Filed	0	0	28	53	81	1,490	5.4
	Reinstated	0	0	0	0	0	0	0.0
	Closed	0	0	4	43	47	1,462	3.2
	Ending Open	1	0	24	161	186	4,972	3.7
5th EDGAR	Beginning Open	0	0	0	29	29	4,970	0.6
	New Filed	0	0	81	108	189	2,121	8.9
	Reinstated	0	0	0	0	0	0	0.0
	Closed	0	0	37	129	166	1,988	8.4
	Ending Open	0	0	45	5	50	4,370	1.1
5th VERMILION	Beginning Open	26	21	0	986	1,033	33,137	3.1
	New Filed	0	5	433	755	1,193	10,542	11.3
	Reinstated	0	0	0	0	0	129	0.0
	Closed	0	3	13	708	724	12,726	5.7
	Ending Open	7	23	419	118	567	22,098	2.6
5th CIRCUIT TOTAL	Beginning Open	39	47	0	1,724	1,810	72,253	2.5
	New Filed	0	7	996	1,337	2,340	23,430	10.0
	Reinstated	0	0	0	0	0	130	0.0
	Closed	0	5	366	1,343	1,714	24,994	6.9
	Ending Open	20	49	605	844	1,518	58,442	2.6

\* TOTAL OF ALL CASES IN ALL CATEGORIES: CIVIL, FAMILY, CRIMINAL, CONSERVATION & TRAFFIC, JUVENILE, AND OTHER

## OTHER CASELOAD CONTINUED

CIRCUIT / COUNTY		CIVIL LAW VIOLATION	CONTEMPT OF COURT	MISCELLANEOUS CRIMINAL	ORDERS OF PROTECTION	TOTAL OTHER CASES	TOTAL ALL CASES*	ALL OTHER CASES AS % OF ALL CASES
6th CHAMPAIGN	Beginning Open	16	12	0	1,402	1,430	30,488	4.7
	New Filed	2	12	1,202	1,146	2,362	22,154	10.7
	Reinstated	0	0	0	0	0	189	0.0
	Closed	1	11	85	1,251	1,348	19,395	7.0
	Ending Open	17	16	1,082	1,724	2,839	192,006	1.5
6th DEWITT	Beginning Open	39	5	0	8	52	3,051	1.7
	New Filed	3	1	48	143	195	2,022	9.6
	Reinstated	0	0	0	0	0	39	0.0
	Closed	3	1	14	141	159	1,986	8.0
	Ending Open	39	5	29	7	80	2,884	2.8
6th DOUGLAS	Beginning Open	14	0	0	2	16	3,503	0.5
	New Filed	1	0	60	114	175	2,216	7.9
	Reinstated	0	0	0	0	0	15	0.0
	Closed	3	0	39	105	147	2,588	5.7
	Ending Open	13	0	21	11	45	2,981	1.5
6th MACON	Beginning Open	27	10	0	354	391	18,282	2.1
	New Filed	0	0	732	892	1,624	15,630	10.4
	Reinstated	0	0	0	0	0	10	0.0
	Closed	0	0	608	754	1,362	16,156	8.4
	Ending Open	27	10	71	430	538	16,151	3.3
6th MOULTRIE	Beginning Open	0	3	0	5	8	1,199	0.7
	New Filed	0	3	67	78	148	1,096	13.5
	Reinstated	0	0	0	0	0	4	0.0
	Closed	0	2	33	72	107	1,191	9.0
	Ending Open	0	4	31	5	40	938	4.3
6th PIATT	Beginning Open	32	3	0	55	90	3,219	2.8
	New Filed	4	0	67	110	181	1,415	12.8
	Reinstated	0	0	0	0	0	0	0.0
	Closed	5	0	13	111	129	1,513	8.5
	Ending Open	16	3	54	6	79	2,995	2.6

\* TOTAL OF ALL CASES IN ALL CATEGORIES: CIVIL, FAMILY, CRIMINAL, CONSERVATION & TRAFFIC, JUVENILE, AND OTHER

## OTHER CASELOAD CONTINUED

CIRCUIT / COUNTY		CIVIL LAW VIOLATION	CONTEMPT OF COURT	MISCELLANEOUS CRIMINAL	ORDERS OF PROTECTION	TOTAL OTHER CASES	TOTAL ALL CASES*	ALL OTHER CASES AS % OF ALL CASES
6th	Beginning Open	128	33	0	1,826	1,987	59,742	3.3
CIRCUIT	New Filed	10	16	2,176	2,483	4,685	44,533	10.5
TOTAL	Reinstated	0	0	0	0	0	257	0.0
	Closed	12	14	792	2,434	3,252	42,829	7.6
	Ending Open	112	38	1,288	2,183	3,621	217,955	1.7
7th	Beginning Open	4	0	0	11	15	1,031	1.5
GREENE	New Filed	0	0	39	113	152	1,367	11.1
	Reinstated	0	0	0	1	1	6	16.7
	Closed	2	0	39	119	160	1,578	10.1
	Ending Open	0	0	0	6	6	814	0.7
7th	Beginning Open	4	0	0	19	23	4,559	0.5
JERSEY	New Filed	2	0	87	171	260	3,504	7.4
	Reinstated	0	0	0	0	0	0	0.0
	Closed	4	0	22	147	173	3,970	4.4
	Ending Open	2	0	65	41	108	3,920	2.8
7th	Beginning Open	3	1	0	270	274	13,263	2.1
MACOUPIN	New Filed	6	1	92	443	542	6,554	8.3
	Reinstated	0	0	0	3	3	11	27.3
	Closed	8	0	66	445	519	7,793	6.7
	Ending Open	1	2	26	60	89	10,394	0.9
7th	Beginning Open	0	0	0	32	32	3,127	1.0
MORGAN	New Filed	0	0	50	333	383	3,347	11.4
	Reinstated	0	0	0	0	0	9	0.0
	Closed	0	0	38	289	327	3,692	8.9
	Ending Open	0	0	10	25	35	1,957	1.8
7th	Beginning Open	55	59	0	372	486	78,293	0.6
SANGAMON	New Filed	12	5	1,697	2,377	4,091	33,265	12.3
	Reinstated	0	0	0	0	0	0	0.0
	Closed	17	2	226	2,418	2,663	33,937	7.8
	Ending Open	50	62	1,470	414	1,996	75,932	2.6

\* TOTAL OF ALL CASES IN ALL CATEGORIES: CIVIL, FAMILY, CRIMINAL, CONSERVATION & TRAFFIC, JUVENILE, AND OTHER

## OTHER CASELOAD CONTINUED

CIRCUIT / COUNTY		CIVIL LAW VIOLATION	CONTEMPT OF COURT	MISCELLANEOUS CRIMINAL	ORDERS OF PROTECTION	TOTAL OTHER CASES	TOTAL ALL CASES*	ALL OTHER CASES AS % OF ALL CASES
7th SCOTT	Beginning Open	10	2	0	12	24	1,618	1.5
	New Filed	0	0	5	43	48	920	5.2
	Reinstated	0	0	0	0	0	1	0.0
	Closed	0	0	5	26	31	868	3.6
	Ending Open	10	1	0	16	27	1,596	1.7
7th CIRCUIT TOTAL	Beginning Open	76	62	0	716	854	101,891	0.8
	New Filed	20	6	1,970	3,480	5,476	48,957	11.2
	Reinstated	0	0	0	4	4	27	14.8
	Closed	31	2	396	3,444	3,873	51,838	7.5
	Ending Open	63	65	1,571	562	2,261	94,613	2.4
8th ADAMS	Beginning Open	6	4	0	46	56	7,132	0.8
	New Filed	2	5	355	509	871	8,622	10.1
	Reinstated	0	0	0	0	0	13	0.0
	Closed	2	4	335	518	859	9,286	9.3
	Ending Open	7	5	0	2	14	6,001	0.2
8th BROWN	Beginning Open	7	0	0	7	14	759	1.8
	New Filed	0	1	15	42	58	866	6.7
	Reinstated	0	0	0	0	0	0	0.0
	Closed	0	1	13	42	56	803	7.0
	Ending Open	7	0	2	5	14	817	1.7
8th CALHOUN	Beginning Open	1	0	0	4	5	493	1.0
	New Filed	0	1	5	25	31	453	6.8
	Reinstated	0	0	0	0	0	2	0.0
	Closed	0	0	4	19	23	436	5.3
	Ending Open	1	1	1	9	12	491	2.4
8th CASS	Beginning Open	7	0	0	8	15	1,888	0.8
	New Filed	0	0	11	94	105	1,655	6.3
	Reinstated	0	0	0	0	0	10	0.0
	Closed	0	0	7	87	94	1,734	5.4
	Ending Open	7	0	4	10	21	1,666	1.3

\* TOTAL OF ALL CASES IN ALL CATEGORIES: CIVIL, FAMILY, CRIMINAL, CONSERVATION & TRAFFIC, JUVENILE, AND OTHER

## OTHER CASELOAD CONTINUED

CIRCUIT / COUNTY		CIVIL LAW VIOLATION	CONTEMPT OF COURT	MISCELLANEOUS CRIMINAL	ORDERS OF PROTECTION	TOTAL OTHER CASES	TOTAL ALL CASES*	ALL OTHER CASES AS % OF ALL CASES
8th MASON	Beginning Open	11	0	0	102	113	3,894	2.9
	New Filed	0	0	34	143	177	1,739	10.2
	Reinstated	0	0	0	0	0	0	0.0
	Closed	0	0	34	133	167	1,694	9.9
	Ending Open	11	0	1	112	124	3,872	3.2
8th MENARD	Beginning Open	0	0	0	16	16	878	1.8
	New Filed	0	0	15	69	84	998	8.4
	Reinstated	0	0	0	0	0	1	0.0
	Closed	0	0	8	72	80	995	8.0
	Ending Open	0	0	7	5	12	855	1.4
8th PIKE	Beginning Open	34	2	0	49	85	6,389	1.3
	New Filed	2	3	147	138	290	2,698	10.7
	Reinstated	0	0	0	1	1	11	9.1
	Closed	3	2	79	136	220	2,855	7.7
	Ending Open	33	3	68	31	135	5,989	2.3
8th SCHUYLER	Beginning Open	7	3	0	22	32	1,419	2.3
	New Filed	0	0	17	50	67	878	7.6
	Reinstated	0	0	0	0	0	6	0.0
	Closed	0	3	11	40	54	858	6.3
	Ending Open	7	0	6	31	44	1,412	3.1
8th CIRCUIT TOTAL	Beginning Open	73	9	0	254	336	22,852	1.5
	New Filed	4	10	599	1,070	1,683	17,909	9.4
	Reinstated	0	0	0	1	1	43	2.3
	Closed	5	10	491	1,047	1,553	18,661	8.3
	Ending Open	73	9	89	205	376	21,103	1.8
9th FULTON	Beginning Open	45	0	0	95	140	5,548	2.5
	New Filed	2	0	99	335	436	3,908	11.2
	Reinstated	0	0	0	1	1	4	25.0
	Closed	3	0	85	388	476	4,481	10.6
	Ending Open	47	0	15	46	108	4,992	2.2

\* TOTAL OF ALL CASES IN ALL CATEGORIES: CIVIL, FAMILY, CRIMINAL, CONSERVATION & TRAFFIC, JUVENILE, AND OTHER

## OTHER CASELOAD CONTINUED

CIRCUIT / COUNTY		CIVIL LAW VIOLATION	CONTEMPT OF COURT	MISCELLANEOUS CRIMINAL	ORDERS OF PROTECTION	TOTAL OTHER CASES	TOTAL ALL CASES*	ALL OTHER CASES AS % OF ALL CASES
9th HANCOCK	Beginning Open	0	0	0	95	95	3,125	3.0
	New Filed	0	0	28	119	147	2,116	6.9
	Reinstated	0	0	0	0	0	0	0.0
	Closed	0	0	8	54	62	1,800	3.4
	Ending Open	0	0	19	154	173	3,462	5.0
9th HENDERSON	Beginning Open	0	0	0	3	3	1,849	0.2
	New Filed	0	0	22	40	62	1,820	3.4
	Reinstated	0	0	0	0	0	0	0.0
	Closed	0	0	15	40	55	2,006	2.7
	Ending Open	0	0	6	3	9	1,666	0.5
9th KNOX	Beginning Open	21	21	0	159	201	10,586	1.9
	New Filed	3	2	66	358	429	6,436	6.7
	Reinstated	0	0	0	0	0	3	0.0
	Closed	10	1	34	241	286	7,266	3.9
	Ending Open	16	21	27	566	630	13,813	4.6
9th MCDONOUGH	Beginning Open	0	0	0	20	20	5,818	0.3
	New Filed	1	2	125	116	244	3,457	7.1
	Reinstated	0	0	0	0	0	0	0.0
	Closed	0	0	13	116	129	3,481	3.7
	Ending Open	4	6	113	26	149	4,536	3.3
9th WARREN	Beginning Open	2	0	0	17	19	2,735	0.7
	New Filed	0	0	57	91	148	2,204	6.7
	Reinstated	0	0	0	0	0	15	0.0
	Closed	0	0	36	98	134	2,220	6.0
	Ending Open	2	0	21	8	31	2,258	1.4
9th CIRCUIT TOTAL	Beginning Open	68	21	0	389	478	29,661	1.6
	New Filed	6	4	397	1,059	1,466	19,941	7.4
	Reinstated	0	0	0	1	1	22	4.5
	Closed	13	1	191	937	1,142	21,254	5.4
	Ending Open	69	27	201	803	1,100	30,727	3.6

\* TOTAL OF ALL CASES IN ALL CATEGORIES: CIVIL, FAMILY, CRIMINAL, CONSERVATION & TRAFFIC, JUVENILE, AND OTHER



## OTHER CASELOAD CONTINUED

CIRCUIT / COUNTY		CIVIL LAW VIOLATION	CONTEMPT OF COURT	MISCELLANEOUS CRIMINAL	ORDERS OF PROTECTION	TOTAL OTHER CASES	TOTAL ALL CASES*	ALL OTHER CASES AS % OF ALL CASES
10th MARSHALL	Beginning Open	1	0	0	0	1	1,152	0.1
	New Filed	2	0	31	62	95	972	9.8
	Reinstated	0	0	0	0	0	4	0.0
	Closed	2	0	26	62	90	1,019	8.8
	Ending Open	1	0	2	0	3	997	0.3
10th PEORIA	Beginning Open	0	129	0	376	505	37,381	1.4
	New Filed	0	71	994	1,565	2,630	21,233	12.4
	Reinstated	0	0	0	0	0	14	0.0
	Closed	0	63	298	1,575	1,936	21,760	8.9
	Ending Open	0	135	698	366	1,199	36,868	3.3
10th PUTNAM	Beginning Open	1	0	0	23	24	867	2.8
	New Filed	4	0	24	18	46	704	6.5
	Reinstated	0	0	0	0	0	3	0.0
	Closed	3	0	4	13	20	732	2.7
	Ending Open	2	0	20	5	27	733	3.7
10th STARK	Beginning Open	0	0	0	0	0	702	0.0
	New Filed	0	0	13	11	24	643	3.7
	Reinstated	0	0	0	0	0	4	0.0
	Closed	0	0	11	11	22	718	3.1
	Ending Open	0	0	2	0	2	555	0.4
10th TAZEWELL	Beginning Open	0	0	0	75	75	14,883	0.5
	New Filed	1	2	224	911	1,138	16,386	6.9
	Reinstated	0	0	0	3	3	234	1.3
	Closed	1	0	213	907	1,121	18,158	6.2
	Ending Open	0	2	11	79	92	14,709	0.6
10th CIRCUIT TOTAL	Beginning Open	2	129	0	474	605	54,985	1.1
	New Filed	7	73	1,286	2,567	3,933	39,938	9.8
	Reinstated	0	0	0	3	3	259	1.2
	Closed	6	63	552	2,568	3,189	42,387	7.5
	Ending Open	3	137	733	450	1,323	53,862	2.5

\* TOTAL OF ALL CASES IN ALL CATEGORIES: CIVIL, FAMILY, CRIMINAL, CONSERVATION & TRAFFIC, JUVENILE, AND OTHER

## OTHER CASELOAD CONTINUED

CIRCUIT / COUNTY		CIVIL LAW VIOLATION	CONTEMPT OF COURT	MISCELLANEOUS CRIMINAL	ORDERS OF PROTECTION	TOTAL OTHER CASES	TOTAL ALL CASES*	ALL OTHER CASES AS % OF ALL CASES
11th FORD	Beginning Open	19	0	0	16	35	2,396	1.5
	New Filed	0	0	46	69	115	1,247	9.2
	Reinstated	0	0	0	0	0	0	0.0
	Closed	2	0	13	59	74	1,369	5.4
	Ending Open	13	0	33	1	47	1,419	3.3
11th LIVINGSTON	Beginning Open	6	33	0	4	43	7,205	0.6
	New Filed	7	7	118	222	354	4,315	8.2
	Reinstated	0	0	0	0	0	1	0.0
	Closed	12	9	69	221	311	4,440	7.0
	Ending Open	1	15	48	1	65	6,819	1.0
11th LOGAN	Beginning Open	7	1	0	45	53	6,556	0.8
	New Filed	67	3	133	254	457	4,247	10.8
	Reinstated	0	0	0	0	0	0	0.0
	Closed	48	1	114	237	400	4,033	9.9
	Ending Open	26	4	19	60	109	6,778	1.6
11th MCLEAN	Beginning Open	3	2	0	5	10	15,272	0.1
	New Filed	2	4	355	742	1,103	22,215	5.0
	Reinstated	0	0	0	0	0	567	0.0
	Closed	6	5	343	742	1,096	25,041	4.4
	Ending Open	0	1	12	5	18	13,464	0.1
11th WOODFORD	Beginning Open	9	4	0	2	15	6,554	0.2
	New Filed	8	1	34	181	224	3,477	6.4
	Reinstated	0	0	0	0	0	9	0.0
	Closed	7	3	20	181	211	3,384	6.2
	Ending Open	10	2	5	1	18	6,106	0.3
11th CIRCUIT TOTAL	Beginning Open	44	40	0	72	156	37,983	0.4
	New Filed	84	15	686	1,468	2,253	35,501	6.3
	Reinstated	0	0	0	0	0	577	0.0
	Closed	75	18	559	1,440	2,092	38,267	5.5
	Ending Open	50	22	117	68	257	34,586	0.7

\* TOTAL OF ALL CASES IN ALL CATEGORIES: CIVIL, FAMILY, CRIMINAL, CONSERVATION & TRAFFIC, JUVENILE, AND OTHER

## OTHER CASELOAD CONTINUED

CIRCUIT / COUNTY		CIVIL LAW VIOLATION	CONTEMPT OF COURT	MISCELLANEOUS CRIMINAL	ORDERS OF PROTECTION	TOTAL OTHER CASES	TOTAL ALL CASES*	ALL OTHER CASES AS % OF ALL CASES
12th WILL	Beginning Open	10	12	0	18	40	95,669	0.0
	New Filed	9	18	2,854	2,976	5,857	83,371	7.0
	Reinstated	0	0	7	3	10	2,883	0.3
	Closed	11	15	2,558	2,970	5,554	99,545	5.6
	Ending Open	7	14	306	27	354	79,623	0.4
12th CIRCUIT TOTAL	Beginning Open	10	12	0	18	40	95,669	0.0
	New Filed	9	18	2,854	2,976	5,857	83,371	7.0
	Reinstated	0	0	7	3	10	2,883	0.3
	Closed	11	15	2,558	2,970	5,554	99,545	5.6
	Ending Open	7	14	306	27	354	79,623	0.4
13th BUREAU	Beginning Open	4	3	0	27	34	5,022	0.7
	New Filed	7	0	102	105	214	2,945	7.3
	Reinstated	0	0	0	0	0	0	0.0
	Closed	5	2	82	87	176	3,508	5.0
	Ending Open	6	1	15	1	23	4,556	0.5
13th GRUNDY	Beginning Open	2	1	0	4	7	4,870	0.1
	New Filed	2	4	182	247	435	6,943	6.3
	Reinstated	0	0	0	0	0	105	0.0
	Closed	2	2	164	244	412	7,628	5.4
	Ending Open	2	3	6	6	17	4,113	0.4
13th LASALLE	Beginning Open	9	0	0	18	27	12,355	0.2
	New Filed	7	0	458	622	1,087	13,801	7.9
	Reinstated	0	0	0	0	0	381	0.0
	Closed	10	0	453	612	1,075	15,435	7.0
	Ending Open	3	0	4	20	27	10,409	0.3
13th CIRCUIT TOTAL	Beginning Open	15	4	0	49	68	22,247	0.3
	New Filed	16	4	742	974	1,736	23,689	7.3
	Reinstated	0	0	0	0	0	486	0.0
	Closed	17	4	699	943	1,663	26,571	6.3
	Ending Open	11	4	25	27	67	19,078	0.4

\* TOTAL OF ALL CASES IN ALL CATEGORIES: CIVIL, FAMILY, CRIMINAL, CONSERVATION & TRAFFIC, JUVENILE, AND OTHER

## OTHER CASELOAD CONTINUED

CIRCUIT / COUNTY		CIVIL LAW VIOLATION	CONTEMPT OF COURT	MISCELLANEOUS CRIMINAL	ORDERS OF PROTECTION	TOTAL OTHER CASES	TOTAL ALL CASES*	ALL OTHER CASES AS % OF ALL CASES
14th HENRY	Beginning Open	43	1	0	100	144	12,006	1.2
	New Filed	11	1	207	153	372	5,693	6.5
	Reinstated	0	0	0	0	0	0	0.0
	Closed	24	1	203	145	373	6,233	6.0
	Ending Open	29	1	5	2	37	10,197	0.4
14th MERCER	Beginning Open	3	2	0	19	24	1,641	1.5
	New Filed	0	0	28	91	119	1,202	9.9
	Reinstated	0	0	0	0	0	0	0.0
	Closed	1	0	6	81	88	1,182	7.4
	Ending Open	2	2	22	7	33	1,372	2.4
14th ROCK ISLAND	Beginning Open	22	5	0	89	116	40,129	0.3
	New Filed	13	0	869	1,321	2,203	19,739	11.2
	Reinstated	0	0	0	1	1	11	9.1
	Closed	16	0	754	1,308	2,078	21,852	9.5
	Ending Open	18	5	35	7	65	36,189	0.2
14th WHITESIDE	Beginning Open	11	1	0	13	25	9,839	0.3
	New Filed	8	2	191	302	503	9,478	5.3
	Reinstated	0	0	0	0	0	4	0.0
	Closed	5	3	173	297	478	9,578	5.0
	Ending Open	14	0	13	11	38	9,218	0.4
14th CIRCUIT TOTAL	Beginning Open	79	9	0	221	309	63,615	0.5
	New Filed	32	3	1,295	1,867	3,197	36,112	8.9
	Reinstated	0	0	0	1	1	15	6.7
	Closed	46	4	1,136	1,831	3,017	38,845	7.8
	Ending Open	63	8	75	27	173	56,976	0.3
15th CARROLL	Beginning Open	7	1	0	32	40	2,546	1.6
	New Filed	2	1	61	87	151	1,880	8.0
	Reinstated	0	0	0	0	0	0	0.0
	Closed	2	0	28	73	103	2,037	5.1
	Ending Open	6	2	6	5	19	2,231	0.9

\* TOTAL OF ALL CASES IN ALL CATEGORIES: CIVIL, FAMILY, CRIMINAL, CONSERVATION & TRAFFIC, JUVENILE, AND OTHER

## OTHER CASELOAD CONTINUED

CIRCUIT / COUNTY		CIVIL LAW VIOLATION	CONTEMPT OF COURT	MISCELLANEOUS CRIMINAL	ORDERS OF PROTECTION	TOTAL OTHER CASES	TOTAL ALL CASES*	ALL OTHER CASES AS % OF ALL CASES
15th JO DAVIESS	Beginning Open	1	0	0	10	11	3,023	0.4
	New Filed	4	2	109	61	176	2,771	6.4
	Reinstated	0	0	0	0	0	0	0.0
	Closed	1	2	91	65	159	3,578	4.4
	Ending Open	4	0	16	3	23	2,131	1.1
15th LEE	Beginning Open	4	0	0	0	4	7,491	0.1
	New Filed	1	0	126	246	373	4,470	8.3
	Reinstated	0	0	0	0	0	4	0.0
	Closed	1	0	120	245	366	4,942	7.4
	Ending Open	4	0	6	3	13	5,425	0.2
15th OGLE	Beginning Open	17	0	0	0	17	11,056	0.2
	New Filed	21	0	38	260	319	6,982	4.6
	Reinstated	0	0	0	0	0	0	0.0
	Closed	22	0	36	260	318	7,644	4.2
	Ending Open	13	0	0	0	13	10,022	0.1
15th STEPHENSON	Beginning Open	1	6	0	2	9	6,619	0.1
	New Filed	0	11	148	286	445	7,157	6.2
	Reinstated	0	0	0	1	1	6	16.7
	Closed	1	9	139	281	430	7,873	5.5
	Ending Open	0	8	7	6	21	5,455	0.4
15th CIRCUIT TOTAL	Beginning Open	30	7	0	44	81	30,735	0.3
	New Filed	28	14	482	940	1,464	23,260	6.3
	Reinstated	0	0	0	1	1	10	10.0
	Closed	27	11	414	924	1,376	26,074	5.3
	Ending Open	27	10	35	17	89	25,264	0.4
16th KANE	Beginning Open	36	201	0	787	1,024	102,623	1.0
	New Filed	4	27	2,227	1,639	3,897	51,934	7.5
	Reinstated	0	0	0	0	0	2,348	0.0
	Closed	12	24	892	1,591	2,519	75,480	3.3
	Ending Open	21	127	1,335	119	1,602	52,178	3.1

\* TOTAL OF ALL CASES IN ALL CATEGORIES: CIVIL, FAMILY, CRIMINAL, CONSERVATION & TRAFFIC, JUVENILE, AND OTHER

## OTHER CASELOAD CONTINUED

CIRCUIT / COUNTY		CIVIL LAW VIOLATION	CONTEMPT OF COURT	MISCELLANEOUS CRIMINAL	ORDERS OF PROTECTION	TOTAL OTHER CASES	TOTAL ALL CASES*	ALL OTHER CASES AS % OF ALL CASES
16th CIRCUIT TOTAL	Beginning Open	36	201	0	787	1,024	102,623	1.0
	New Filed	4	27	2,227	1,639	3,897	51,934	7.5
	Reinstated	0	0	0	0	0	2,348	0.0
	Closed	12	24	892	1,591	2,519	75,480	3.3
	Ending Open	21	127	1,335	119	1,602	52,178	3.1
17th BOONE	Beginning Open	2	1	0	33	36	12,755	0.3
	New Filed	11	4	131	276	422	5,846	7.2
	Reinstated	0	0	0	0	0	2	0.0
	Closed	11	3	116	271	401	6,957	5.8
	Ending Open	1	1	13	32	47	11,453	0.4
17th WINNEBAGO	Beginning Open	71	59	0	0	130	69,595	0.2
	New Filed	80	36	864	2,901	3,881	39,679	9.8
	Reinstated	0	0	0	0	0	176	0.0
	Closed	95	24	811	2,901	3,831	43,257	8.9
	Ending Open	55	44	53	0	152	61,815	0.2
17th CIRCUIT TOTAL	Beginning Open	73	60	0	33	166	82,350	0.2
	New Filed	91	40	995	3,177	4,303	45,525	9.5
	Reinstated	0	0	0	0	0	178	0.0
	Closed	106	27	927	3,172	4,232	50,214	8.4
	Ending Open	56	45	66	32	199	73,268	0.3
18th DUPAGE	Beginning Open	18	71	0	102	191	59,261	0.3
	New Filed	25	33	660	1,798	2,516	111,829	2.2
	Reinstated	0	1	2	10	13	833	1.6
	Closed	28	69	421	1,858	2,376	114,995	2.1
	Ending Open	14	44	241	52	351	100,038	0.4
18th CIRCUIT TOTAL	Beginning Open	18	71	0	102	191	59,261	0.3
	New Filed	25	33	660	1,798	2,516	111,829	2.2
	Reinstated	0	1	2	10	13	833	1.6
	Closed	28	69	421	1,858	2,376	114,995	2.1
	Ending Open	14	44	241	52	351	100,038	0.4

\* TOTAL OF ALL CASES IN ALL CATEGORIES: CIVIL, FAMILY, CRIMINAL, CONSERVATION & TRAFFIC, JUVENILE, AND OTHER

## OTHER CASELOAD CONTINUED

CIRCUIT / COUNTY		CIVIL LAW VIOLATION	CONTEMPT OF COURT	MISCELLANEOUS CRIMINAL	ORDERS OF PROTECTION	TOTAL OTHER CASES	TOTAL ALL CASES*	ALL OTHER CASES AS % OF ALL CASES
19th LAKE	Beginning Open	22	1	0	15	38	37,938	0.1
	New Filed	7	17	629	2,817	3,470	67,704	5.1
	Reinstated	2	0	0	2	4	3,850	0.1
	Closed	25	12	519	2,821	3,377	82,046	4.1
	Ending Open	6	6	110	13	135	27,452	0.5
19th CIRCUIT TOTAL	Beginning Open	22	1	0	15	38	37,938	0.1
	New Filed	7	17	629	2,817	3,470	67,704	5.1
	Reinstated	2	0	0	2	4	3,850	0.1
	Closed	25	12	519	2,821	3,377	82,046	4.1
	Ending Open	6	6	110	13	135	27,452	0.5
20th MONROE	Beginning Open	1	2	0	0	3	3,750	0.1
	New Filed	0	0	124	127	251	3,944	6.4
	Reinstated	0	0	0	0	0	9	0.0
	Closed	0	0	106	127	233	4,994	4.7
	Ending Open	1	2	16	0	19	2,519	0.8
20th PERRY	Beginning Open	1	1	0	35	37	3,787	1.0
	New Filed	1	0	51	33	85	1,739	4.9
	Reinstated	0	0	0	0	0	0	0.0
	Closed	0	0	1	37	38	2,304	1.6
	Ending Open	2	1	50	29	82	3,132	2.6
20th RANDOLPH	Beginning Open	0	0	0	18	18	3,198	0.6
	New Filed	1	0	53	118	172	3,392	5.1
	Reinstated	0	0	0	0	0	2	0.0
	Closed	1	0	11	108	120	3,249	3.7
	Ending Open	0	0	42	11	53	2,706	2.0
20th ST. CLAIR	Beginning Open	86	2	0	1	89	122,140	0.1
	New Filed	22	0	74	1,118	1,214	39,452	3.1
	Reinstated	0	0	0	0	0	53	0.0
	Closed	34	0	5	1,039	1,078	36,096	3.0
	Ending Open	18	0	67	30	115	95,390	0.1

\* TOTAL OF ALL CASES IN ALL CATEGORIES: CIVIL, FAMILY, CRIMINAL, CONSERVATION & TRAFFIC, JUVENILE, AND OTHER

## OTHER CASELOAD CONTINUED

CIRCUIT / COUNTY		CIVIL LAW VIOLATION	CONTEMPT OF COURT	MISCELLANEOUS CRIMINAL	ORDERS OF PROTECTION	TOTAL OTHER CASES	TOTAL ALL CASES*	ALL OTHER CASES AS % OF ALL CASES
20th WASHINGTON	Beginning Open	5	2	0	26	33	3,145	1.0
	New Filed	1	1	49	36	87	1,372	6.3
	Reinstated	0	0	0	0	0	0	0.0
	Closed	2	1	21	27	51	1,453	3.5
	Ending Open	4	2	24	32	62	2,772	2.2
20th CIRCUIT TOTAL	Beginning Open	93	7	0	80	180	136,020	0.1
	New Filed	25	1	351	1,432	1,809	49,899	3.6
	Reinstated	0	0	0	0	0	64	0.0
	Closed	37	1	144	1,338	1,520	48,096	3.2
	Ending Open	25	5	199	102	331	106,519	0.3
21st IROQUOIS	Beginning Open	33	7	0	25	65	11,322	0.6
	New Filed	0	0	48	283	331	3,218	10.3
	Reinstated	0	0	0	0	0	0	0.0
	Closed	2	0	29	265	296	3,507	8.4
	Ending Open	3	7	15	21	46	10,759	0.4
21st KANKAKEE	Beginning Open	43	242	0	553	838	32,496	2.6
	New Filed	1	21	196	875	1,093	14,599	7.5
	Reinstated	0	0	0	0	0	0	0.0
	Closed	2	22	141	734	899	13,343	6.7
	Ending Open	42	241	55	694	1,032	33,752	3.1
21st CIRCUIT TOTAL	Beginning Open	76	249	0	578	903	43,818	2.1
	New Filed	1	21	244	1,158	1,424	17,817	8.0
	Reinstated	0	0	0	0	0	0	0.0
	Closed	4	22	170	999	1,195	16,850	7.1
	Ending Open	45	248	70	715	1,078	44,511	2.4
22nd MCHENRY	Beginning Open	14	12	0	2	28	16,876	0.2
	New Filed	17	3	1,150	1,392	2,562	38,747	6.6
	Reinstated	0	0	0	0	0	690	0.0
	Closed	24	10	823	1,393	2,250	41,725	5.4
	Ending Open	8	5	327	1	341	14,545	2.3

\* TOTAL OF ALL CASES IN ALL CATEGORIES: CIVIL, FAMILY, CRIMINAL, CONSERVATION & TRAFFIC, JUVENILE, AND OTHER



## OTHER CASELOAD CONTINUED

CIRCUIT / COUNTY		CIVIL LAW VIOLATION	CONTEMPT OF COURT	MISCELLANEOUS CRIMINAL	ORDERS OF PROTECTION	TOTAL OTHER CASES	TOTAL ALL CASES*	ALL OTHER CASES AS % OF ALL CASES
22nd CIRCUIT TOTAL	Beginning Open	14	12	0	2	28	16,876	0.2
	New Filed	17	3	1,150	1,392	2,562	38,747	6.6
	Reinstated	0	0	0	0	0	690	0.0
	Closed	24	10	823	1,393	2,250	41,725	5.4
	Ending Open	8	5	327	1	341	14,545	2.3
23rd DEKALB	Beginning Open	37	0	0	24	61	12,665	0.5
	New Filed	3	2	290	576	871	11,969	7.3
	Reinstated	0	0	0	0	0	120	0.0
	Closed	19	1	269	575	864	13,731	6.3
	Ending Open	18	1	18	21	58	10,249	0.6
23rd KENDALL	Beginning Open	16	54	0	62	132	9,158	1.4
	New Filed	2	18	177	414	611	10,485	5.8
	Reinstated	0	0	7	1	8	185	4.3
	Closed	12	19	147	403	581	11,547	5.0
	Ending Open	13	49	40	80	182	8,685	2.1
23rd CIRCUIT TOTAL	Beginning Open	53	54	0	86	193	21,823	0.9
	New Filed	5	20	467	990	1,482	22,454	6.6
	Reinstated	0	0	7	1	8	305	2.6
	Closed	31	20	416	978	1,445	25,278	5.7
	Ending Open	31	50	58	101	240	18,934	1.3
DOWNSTATE TOTAL	Beginning Open	1,289	1,052	0	9,701	12,042	1,409,471	0.9
	New Filed	476	369	23,454	40,986	65,285	946,557	6.9
	Reinstated	2	1	17	40	60	13,483	0.4
	Closed	649	359	14,726	40,456	56,190	1,049,758	5.4
	Ending Open	976	941	8,278	7,817	18,012	1,412,664	1.3
COOK **	Beginning Open	7	85	0	879	971	153,927	0.6
	New Filed	118	85	631	17,609	18,443	481,944	3.8
	Reinstated	0	5	1	252	258	68,818	0.4
	Closed	42	70	15	10,066	10,193	395,285	2.6
	Ending Open	83	105	617	8,674	9,479	309,404	3.1
STATE TOTAL	Beginning Open	1,296	1,137	0	10,580	13,013	1,563,398	0.8
	New Filed	594	454	24,085	58,595	83,728	1,428,501	5.9
	Reinstated	2	6	18	292	318	82,301	0.4
	Closed	691	429	14,741	50,522	66,383	1,445,043	4.6
	Ending Open	1,059	1,046	8,895	16,491	27,491	1,722,068	1.6

\* TOTAL OF ALL CASES IN ALL CATEGORIES: CIVIL, FAMILY, CRIMINAL, CONSERVATION & TRAFFIC, JUVENILE, AND OTHER

\*\*Due to changes in Cook County's case management system, there are variances in the number of cases being reported as open on January 1, 2022, when compared to the number of cases reported as open on December 31, 2021. There will also be noticeable differences in the number of cases filed and closed in 2022 when compared to prior years.

# AGE OF OPEN CASES BY CASE CATEGORY DOWNSTATE CIRCUITS AS OF DECEMBER 31, 2022

CASE CATEGORY	2022		2021		2020		2019		2018		Prior To 2018		TOTAL OPEN CASES	% OF TOTAL OPEN CASES MORE THAN 12 MONTHS
	# of Open Cases	% of Total Open Cases	# of Open Cases	% of Total Open Cases	# of Open Cases	% of Total Open Cases	# of Open Cases	% of Total Open Cases	# of Open Cases	% of Total Open Cases	# of Open Cases	% of Total Open Cases		
ARBITRATION	3807	79.1	553	11.5	175	3.6	88	1.8	35	0.7	154	3.2	4,812	20.9
CHANCERY	1,439	10.5	1337	9.8	1199	8.8	1572	11.5	1122	8.2	6981	51.1	13,650	89.5
EMINENT DOMAIN	231	52.4	37	8.4	15	3.4	16	3.6	18	4.1	124	28.1	441	47.6
EVICTON	8,821	100.0	0	0.0	0	0.0	0	0.0	0	0.0	0	0.0	8,821	0.0
FORECLOSURE	7664	100.0	0	0.0	0	0.0	0	0.0	0	0.0	0	0.0	7664	0.0
GOVERNMENT CORPORATION	79	100.0	0	0.0	0	0.0	0	0.0	0	0.0	0	0.0	79	0.0
GUARDIANSHIP	2,731	100.0	0	0.0	0	0.0	0	0.0	0	0.0	0	0.0	2,731	0.0
LAW >\$50,000(L)	108	0.5	5,977	26.5	4,368	19.4	3,119	13.8	1,723	7.6	7,270	32.2	22,565	99.5
LAW >\$50,000(LA)	5368	100.0	0	0.0	0	0.0	0	0.0	0	0.0	0	0.0	5368	0.0
LAW =< \$50,000	1959	9.5	1917	9.3	1368	6.6	1917	9.3	1394	6.8	12045	58.5	20,600	90.5
MENTAL HEALTH	549	29.2	269	14.3	316	16.8	167	8.9	113	6.0	464	24.7	1,878	70.8
MISCELLANEOUS REMEDY	3,217	8.6	6,271	16.7	4542	12.1	3,556	9.5	2,699	7.2	17,250	46.0	37,535	91.4
MUNICIPAL CORPORATION	0	0.0	15	4.9	16	5.2	9	2.9	8	2.6	261	84.5	309	100.0
PROBATE (P)	91	0.2	7,994	15.0	4,874	9.2	3,797	7.1	3,478	6.5	32,931	61.9	53,165	99.8
PROBATE (PR)	10,690	100.0	0	0.0	0	0.0	0	0.0	0	0.0	0	0.0	10,690	0.0
SMALL CLAIM	26969	35.5	7177	9.4	4261	5.6	4699	6.2	3862	5.1	29059	38.2	76027	64.5
TAX	2,753	29.6	321	3.5	214	2.3	358	3.9	707	7.6	4,936	53.1	9,289	70.4
CRIMINAL FELONY	33,156	41.9	14,336	18.1	7,650	9.7	4,512	5.7	2,748	3.5	16,792	21.2	79,194	58.1
CRIMINAL MISDEMEANOR	19,320	21.4	10,264	11.4	6,622	7.3	5,157	5.7	3,125	3.5	45,738	50.7	90,226	78.6
CONSERVATION VIOLATION	561	20.2	180	6.5	105	3.8	80	2.9	98	3.5	1,747	63.0	2,771	79.8
DOMESTIC VIOLENCE	6,562	82.8	140	1.8	82	1.0	60	0.8	46	0.6	1,035	13.1	7,925	17.2
DRIVING UNDER INFLUENCE	11,717	28.7	4,665	11.4	2,354	5.8	1,665	4.1	1,104	2.7	19,371	47.4	40,876	71.3
MAJOR TRAFFIC	46,727	100.0	0	0.0	0	0.0	0	0.0	0	0.0	0	0.0	46,727	0.0
MINOR TRAFFIC	51,530	7.3	50,816	7.2	34,591	4.9	26,381	3.7	19,174	2.7	527,134	74.3	709,626	92.7
ORDINANCE VIOLATION	5,509	14.4	1,516	4.0	746	2.0	933	2.4	941	2.5	28,528	74.7	38,173	85.6
QUASI-CRIMINAL	82	100.0	0	0.0	0	0.0	0	0.0	0	0.0	0	0.0	82	0.0
ADOPTION	830	33.5	271	10.9	167	6.7	208	8.4	139	5.6	865	34.9	2,480	66.5
DISSOLUTION OF MARRIAGE (D)	46	0.3	3526	23.5	1540	10.3	1096	7.3	876	5.8	7,911	52.8	14,995	99.7
DISSOLUTION WITH CHILDREN	3,893	100.0	0	0.0	0	0.0	0	0.0	0	0.0	0	0.0	3,893	0.0
DISSOLUTION WITHOUT CHILDREN	3,296	100.0	0	0.0	0	0.0	0	0.0	0	0.0	0	0.0	3,296	0.0
FAMILY (F)	16	0.1	2997	12.3	1790	7.4	1841	7.6	1767	7.3	15,921	65.4	24,332	99.9
FAMILY (FA)	6,463	100.0	0	0.0	0	0.0	0	0.0	0	0.0	0	0.0	6,463	0.0
JUVENILE (J)	2	0.1	68	3.6	52	2.7	63	3.3	122	6.4	1,588	83.8	1,895	99.9
JUVENILE (JV)	247	100.0	0	0.0	0	0.0	0	0.0	0	0.0	0	0.0	247	0.0
JUVENILE ABUSE & NEGLECT	4,895	26.9	3,499	19.2	2,979	16.4	2,018	11.1	1205	6.6	3,603	19.8	18,199	73.1
JUVENILE DELINQUENT	3,288	26.5	1,155	9.3	844	6.8	915	7.4	685	5.5	5,506	44.4	12,393	73.5
CIVIL LAW	111	11.4	72	7.4	86	8.8	224	23.0	234	24.0	249	25.5	976	88.6
CRIMINAL CONTEMPT	176	18.7	127	13.5	67	7.1	90	9.6	108	11.5	373	39.6	941	81.3
MISCELLANEOUS CRIMINAL	8,275	100.0	0	0.0	0	0.0	0	0.0	0	0.0	0	0.0	8,275	0.0
ORDER OF PROTECTION	1,996	25.5	585	7.5	536	6.9	400	5.1	269	3.4	4031	51.6	7,817	74.5
<b>TOTALS</b>	<b>285,174</b>	<b>20.4</b>	<b>126,085</b>	<b>9.0</b>	<b>81,559</b>	<b>5.8</b>	<b>64,941</b>	<b>4.6</b>	<b>47,800</b>	<b>3.4</b>	<b>791,867</b>	<b>56.7</b>	<b>1,397,426</b>	<b>79.6</b>

Note: Each column indicates how many cases and the percentage of cases that are open for that specific year out of the total open cases.

# TIME LAPSE: CASE FILING TO DATE OF VERDICT BY CIRCUIT CALENDAR YEAR 2022

CIRCUIT	TYPE	Cases Closed by Jury Trial	Average Time Lapse In Months (Jury Trial)	Cases Closed by Bench Trial	Average Time Lapse In Months (Bench Trial)
1st	Law > \$50,000 (L)	28	52.5	4	29.0
	Law > \$50,000 (LA)	0	0.0	0	0.0
	Law <\$50,000	0	0.0	39	11.3
	Small Claims	0	0.0	69	6.6
	Criminal Felony	11	27.3	0	0.0
	Criminal Misdemeanor	0	0.0	0	0.0
	Domestic Violence	0	0.0	0	0.0
	Driving Under Influence	0	0.0	0	0.0
2nd	Law > \$50,000 (L)	1	56.1	1	53.7
	Law > \$50,000 (LA)	0	0.0	0	0.0
	Law <\$50,000	0	0.0	12	5.4
	Small Claims	0	0.0	29	7.8
	Criminal Felony	6	18.6	2	34.3
	Criminal Misdemeanor	1	13.7	0	0.0
	Domestic Violence	0	0.0	0	0.0
	Driving Under Influence	0	0.0	0	0.0
3rd	Law > \$50,000 (L)	5	35.4	2	41.6
	Law > \$50,000 (LA)	0	0.0	1	8.7
	Law <\$50,000	0	0.0	0	0.0
	Small Claims	0	0.0	53	5.7
	Criminal Felony	8	21.5	4	11.5
	Criminal Misdemeanor	3	23.1	17	10.3
	Domestic Violence	0	0.0	1	4.0
	Driving Under Influence	0	0.0	0	0.0
4th	Law > \$50,000 (L)	5	37.4	1	18.1
	Law > \$50,000 (LA)	0	0.0	0	0.0
	Law <\$50,000	0	0.0	14	10.9
	Small Claims	0	0.0	34	6.2
	Criminal Felony	19	12.2	0	0.0
	Criminal Misdemeanor	2	11.5	0	0.0
	Domestic Violence	0	0.0	0	0.0
	Driving Under Influence	0	0.0	0	0.0
5th	Law > \$50,000 (L)	0	0.0	0	0.0
	Law > \$50,000 (LA)	0	0.0	0	0.0
	Law <\$50,000	0	0.0	6	10.7
	Small Claims	0	0.0	19	11.2
	Criminal Felony	11	25.8	0	0.0
	Criminal Misdemeanor	4	21.5	0	0.0
	Domestic Violence	0	0.0	0	0.0
	Driving Under Influence	0	0.0	1	45.5

# TIME LAPSE: CASE FILING TO DATE OF VERDICT BY CIRCUIT

CIRCUIT	TYPE	Cases Closed by Jury Trial	Average Time Lapse In Months (Jury Trial)	Cases Closed by Bench Trial	Average Time Lapse In Months (Bench Trial)
6th	Law > \$50,000 (L)	3	79.1	2	61.6
	Law > \$50,000 (LA)	1	9.7	0	0.0
	Law <\$50,000	0	0.0	13	10.8
	Small Claims	0	0.0	34	7.0
	Criminal Felony	58	18.9	9	21.6
	Criminal Misdemeanor	7	12.6	0	0.0
	Domestic Violence	1	3.4	0	0.0
	Driving Under Influence	2	17.4	1	15.8
7th	Law > \$50,000 (L)	5	36.3	3	76.0
	Law > \$50,000 (LA)	0	0.0	0	0.0
	Law <\$50,000	1	19.4	5	9.8
	Small Claims	0	0.0	34	7.0
	Criminal Felony	13	27.5	6	22.1
	Criminal Misdemeanor	1	26.0	5	11.1
	Domestic Violence	0	0.0	1	7.4
	Driving Under Influence	0	0.0	3	8.8
8th	Law > \$50,000 (L)	10	48.6	0	0.0
	Law > \$50,000 (LA)	0	0.0	0	0.0
	Law <\$50,000	1	6.6	12	13.5
	Small Claims	0	0.0	24	6.0
	Criminal Felony	10	14.8	0	0.0
	Criminal Misdemeanor	1	14.1	0	0.0
	Domestic Violence	0	0.0	0	0.0
	Driving Under Influence	0	0.0	0	0.0
9th	Law > \$50,000 (L)	1	60.3	0	0.0
	Law > \$50,000 (LA)	0	0.0	0	0.0
	Law <\$50,000	0	0.0	3	4.6
	Small Claims	0	0.0	12	4.0
	Criminal Felony	6	15.3	0	0.0
	Criminal Misdemeanor	1	22.3	3	9.1
	Domestic Violence	0	0.0	0	0.0
	Driving Under Influence	0	0.0	1	7.8
10th	Law > \$50,000 (L)	4	45.3	5	30.0
	Law > \$50,000 (LA)	0	0.0	1	4.4
	Law <\$50,000	0	0.0	4	17.1
	Small Claims	0	0.0	36	9.0
	Criminal Felony	22	19.9	3	16.2
	Criminal Misdemeanor	4	14.0	1	27.2
	Domestic Violence	3	5.4	0	0.0
	Driving Under Influence	9	24.5	0	0.0

# TIME LAPSE: CASE FILING TO DATE OF VERDICT BY CIRCUIT

CIRCUIT	TYPE	Cases Closed by Jury Trial	Average Time Lapse In Months (Jury Trial)	Cases Closed by Bench Trial	Average Time Lapse In Months (Bench Trial)
11th	Law > \$50,000 (L)	3	73.5	0	0.0
	Law > \$50,000 (LA)	0	0.0	0	0.0
	Law <\$50,000	0	0.0	20	5.2
	Small Claims	0	0.0	51	7.0
	Criminal Felony	41	18.7	20	14.8
	Criminal Misdemeanor	14	14.1	3	12.1
	Domestic Violence	1	6.0	0	0.0
	Driving Under Influence	5	21.2	0	0.0
12th	Law > \$50,000 (L)	10	44.9	7	42.4
	Law > \$50,000 (LA)	0	0.0	1	5.7
	Law <\$50,000	0	0.0	27	5.1
	Small Claims	4	10.9	33	6.8
	Criminal Felony	15	39.1	67	31.0
	Criminal Misdemeanor	9	28.5	46	14.1
	Domestic Violence	0	0.0	3	7.5
	Driving Under Influence	4	12.9	185	12.3
13th	Law > \$50,000 (L)	5	71.4	0	0.0
	Law > \$50,000 (LA)	0	0.0	0	0.0
	Law <\$50,000	1	68.3	15	5.9
	Small Claims	0	0.0	9	7.5
	Criminal Felony	10	17.5	6	19.2
	Criminal Misdemeanor	1	16.8	14	9.4
	Domestic Violence	0	0.0	2	3.2
	Driving Under Influence	6	16.7	3	20.2
14th	Law > \$50,000 (L)	2	61.2	0	0.0
	Law > \$50,000 (LA)	0	0.0	0	0.0
	Law <\$50,000	0	0.0	18	4.3
	Small Claims	1	4.5	29	9.4
	Criminal Felony	15	25.9	0	0.0
	Criminal Misdemeanor	1	36.5	0	0.0
	Domestic Violence	0	0.0	0	0.0
	Driving Under Influence	5	27.3	0	0.0
15th	Law > \$50,000 (L)	2	60.6	0	0.0
	Law > \$50,000 (LA)	0	0.0	0	0.0
	Law <\$50,000	0	0.0	8	10.2
	Small Claims	0	0.0	32	7.1
	Criminal Felony	9	18.6	1	44.9
	Criminal Misdemeanor	6	12.9	0	0.0
	Domestic Violence	0	0.0	0	0.0
	Driving Under Influence	2	28.9	0	0.0

# TIME LAPSE: CASE FILING TO DATE OF VERDICT BY CIRCUIT

CIRCUIT	TYPE	Cases Closed by Jury Trial	Average Time Lapse In Months (Jury Trial)	Cases Closed by Bench Trial	Average Time Lapse In Months (Bench Trial)
16th	Law > \$50,000 (L)	0	0.0	0	0.0
	Law > \$50,000 (LA)	0	0.0	0	0.0
	Law <\$50,000	0	0.0	0	0.0
	Small Claims	0	0.0	1	6.7
	Criminal Felony	9	32.7	9	31.2
	Criminal Misdemeanor	10	18.3	33	16.0
	Domestic Violence	0	0.0	4	8.2
	Driving Under Influence	2	43.5	15	22.1
17th	Law > \$50,000 (L)	8	61.7	0	0.0
	Law > \$50,000 (LA)	0	0.0	0	0.0
	Law <\$50,000	0	0.0	2	2.7
	Small Claims	0	0.0	5	5.2
	Criminal Felony	42	22.1	26	18.5
	Criminal Misdemeanor	11	20.8	5	10.0
	Domestic Violence	0	0.0	0	0.0
	Driving Under Influence	3	25.2	6	9.9
18th	Law > \$50,000 (L)	21	50.1	6	36.2
	Law > \$50,000 (LA)	0	0.0	0	0.0
	Law <\$50,000	0	0.0	9	10.4
	Small Claims	3	23.9	45	10.1
	Criminal Felony	21	35.3	22	25.0
	Criminal Misdemeanor	20	23.7	73	12.9
	Domestic Violence	14	12.3	40	9.5
	Driving Under Influence	2	27.8	25	14.7
19th	Law > \$50,000 (L)	14	29.4	0	0.0
	Law > \$50,000 (LA)	0	0.0	0	0.0
	Law <\$50,000	1	20.9	0	0.0
	Small Claims	2	16.4	0	0.0
	Criminal Felony	13	30.2	0	0.0
	Criminal Misdemeanor	5	9.7	0	0.0
	Domestic Violence	1	6.8	0	0.0
	Driving Under Influence	9	19.5	0	0.0
20th	Law > \$50,000 (L)	20	40.0	0	0.0
	Law > \$50,000 (LA)	0	0.0	0	0.0
	Law <\$50,000	1	19.1	7	14.6
	Small Claims	0	0.0	32	6.8
	Criminal Felony	19	18.1	0	0.0
	Criminal Misdemeanor	1	7.3	0	0.0
	Domestic Violence	0	0.0	0	0.0
	Driving Under Influence	0	0.0	0	0.0

# TIME LAPSE: CASE FILING TO DATE OF VERDICT BY CIRCUIT

CIRCUIT	TYPE	Cases Closed by Jury Trial	Average Time Lapse In Months (Jury Trial)	Cases Closed by Bench Trial	Average Time Lapse In Months (Bench Trial)
21st	Law > \$50,000 (L)	0	0.0	0	0.0
	Law > \$50,000 (LA)	0	0.0	0	0.0
	Law <\$50,000	0	0.0	2	27.6
	Small Claims	0	0.0	2	11.6
	Criminal Felony	0	0.0	0	0.0
	Criminal Misdemeanor	0	0.0	0	0.0
	Domestic Violence	0	0.0	0	0.0
	Driving Under Influence	0	0.0	0	0.0
22nd	Law > \$50,000 (L)	1	56.5	0	0.0
	Law > \$50,000 (LA)	3	49.6	1	3.9
	Law <\$50,000	0	0.0	7	5.3
	Small Claims	0	0.0	36	5.3
	Criminal Felony	9	24.1	13	24.4
	Criminal Misdemeanor	16	17.1	20	15.5
	Domestic Violence	2	6.6	1	68.8
	Driving Under Influence	10	19.5	33	16.0
23rd	Law > \$50,000 (L)	6	58.1	4	56.6
	Law > \$50,000 (LA)	0	0.0	0	0.0
	Law <\$50,000	0	0.0	5	5.5
	Small Claims	0	0.0	14	5.9
	Criminal Felony	15	21.6	48	30.5
	Criminal Misdemeanor	18	18.5	70	19.4
	Domestic Violence	7	4.5	7	4.7
	Driving Under Influence	5	39.6	49	19.2
Downstate Total	Law > \$50,000 (L)	154	48.5	35	43.2
	Law > \$50,000 (LA)	4	39.6	4	5.7
	Law <\$50,000	5	26.8	228	8.6
	Small Claims	10	15.3	633	7.2
	Criminal Felony	382	22.4	236	25.9
	Criminal Misdemeanor	136	18.6	290	14.8
	Domestic Violence	29	8.6	59	9.4
	Driving Under Influence	64	23.3	322	14.5
Cook	Law > \$50,000 (L)	0	0.0	0	0.0
	Law > \$50,000 (LA)	0	0.0	0	0.0
	Law <\$50,000	0	0.0	0	0.0
	Small Claims	0	0.0	0	0.0
	Criminal Felony	0	0.0	0	0.0
	Criminal Misdemeanor	0	0.0	0	0.0
	Domestic Violence	0	0.0	0	0.0
	Driving Under Influence	0	0.0	0	0.0
State Total	Law > \$50,000 (L)	154	48.5	35	43.2
	Law > \$50,000 (LA)	4	39.6	4	5.7
	Law <\$50,000	5	26.8	228	8.6
	Small Claims	10	15.3	633	7.2
	Criminal Felony	382	22.4	236	25.9
	Criminal Misdemeanor	136	18.6	290	14.8
	Domestic Violence	29	8.6	59	9.4
	Driving Under Influence	64	23.3	322	14.5

# TIME LAPSE: CASE FILING TO DATE OF VERDICT BY COUNTY

## ALL CASE CATEGORIES - CALENDAR YEAR 2022

CIRCUIT	TYPE	Total Cases Closed by Jury Trial	Average Time Lapse In Months (Jury Trial)	Total Cases Closed by Bench Trial	Average Time Lapse In Months (Bench Trial)
1st	Alexander	3	33.8	2	3.4
	Jackson	19	50.2	36	6.3
	Johnson	1	67.3	5	4.7
	Massac	4	60.5	8	3.1
	Pope	0	0.0	2	36.1
	Pulaski	1	17.1	2	6.4
	Saline	1	44.5	16	10.5
	Union	1	5.2	5	8.8
	Williamson	11	42.1	101	8.4
	Circuit Total	41	46.2	177	8.1
2nd	Crawford	2	5.0	1	19.1
	Edwards	1	36.2	1	23.6
	Franklin	1	13.7	11	5.7
	Gallatin	0	0.0	8	6.7
	Hamilton	1	56.1	5	7.2
	Hardin	0	0.0	6	1.3
	Jefferson	1	28.9	47	5.0
	Lawrence	0	0.0	7	21.5
	Richland	1	19.8	4	7.1
	Wabash	1	16.7	2	7.2
	Wayne	0	0.0	8	7.4
	White	0	0.0	1	25.3
	Circuit Total	8	22.7	101	7.1
3rd	Bond	1	44.6	0	0.0
	Madison	17	30.9	96	8.5
3rd	Circuit Total	18	31.6	96	8.5
4th	Christian	2	16.2	0	0.0
	Clay	3	36.5	7	12.5
	Clinton	5	10.9	14	7.3
	Effingham	7	17.0	14	11.6
	Fayette	2	27.4	7	3.9
	Jasper	0	0.0	0	0.0
	Marion	3	24.1	33	4.5
	Montgomery	1	1.2	11	6.5
	Shelby	7	11.3	5	7.6
	Circuit Total	30	17.5	91	7.0
5th	Clark	1	5.4	6	4.8
	Coles	8	33.5	23	9.9
	Cumberland	1	10.6	4	13.2
	Edgar	3	10.0	7	4.7
	Vermilion	5	24.9	3	16.0
5th	Circuit Total	18	24.4	43	9.1



# TIME LAPSE: CASE FILING TO DATE OF VERDICT BY COUNTY

CIRCUIT	TYPE	Total Cases Closed by Jury Trial	Average Time Lapse In Months (Jury Trial)	Total Cases Closed by Bench Trial	Average Time Lapse In Months (Bench Trial)
6th	Champaign	32	21.0	44	13.0
	Dewitt	1	18.4	2	4.7
	Douglas	0	0.0	10	5.9
	Macon	33	20.0	72	3.1
	Moultrie	1	9.7	4	12.0
	Piatt	10	19.5	3	11.5
6th	Circuit Total	77	20.2	135	7.0
7th	Greene	2	21.6	2	6.5
	Jersey	8	11.7	4	7.2
	Macoupin	4	25.4	23	6.6
	Morgan	2	34.0	39	5.4
	Sangamon	11	30.0	52	11.7
	Scott	0	0.0	4	12.0
7th	Circuit Total	27	23.6	124	8.6
8th	Adams	9	24.9	33	4.8
	Brown	2	89.5	1	1.4
	Calhoun	1	32.2	0	0.0
	Cass	3	11.1	10	7.8
	Mason	1	34.5	23	4.0
	Menard	0	0.0	2	3.1
	Pike	6	25.2	5	14.9
	Schuyler	0	0.0	1	5.7
8th	Circuit Total	22	29.7	75	5.6
9th	Fulton	1	60.3	61	4.0
	Hancock	1	30.1	0	0.0
	Henderson	0	0.0	7	2.0
	Knox	5	16.1	40	2.3
	McDonough	0	0.0	7	2.1
	Warren	1	3.4	3	4.3
9th	Circuit Total	8	21.8	118	3.2
10th	Marshall	0	0.0	4	10.3
	Peoria	35	24.2	127	6.5
	Putnam	0	0.0	2	5.6
	Stark	0	0.0	2	23.7
	Tazewell	14	12.7	2	26.6
10th	Circuit Total	49	20.9	137	7.2
11th	Ford	0	0.0	0	0.0
	Livingston	13	22.9	20	7.9
	Logan	6	30.3	23	3.2
	McLean	49	19.2	170	6.2
	Woodford	8	12.4	24	9.3
11th	Circuit Total	76	20.0	237	6.3

# TIME LAPSE: CASE FILING TO DATE OF VERDICT BY COUNTY

CIRCUIT	TYPE	Total Cases Closed by Jury Trial	Average Time Lapse In Months (Jury Trial)	Total Cases Closed by Bench Trial	Average Time Lapse In Months (Bench Trial)
12th	Will	54	29.5	1,060	12.5
12th	Circuit Total	54	29.5	1,060	12.5
13th	Bureau	2	36.4	9	3.7
	Grundy	10	27.2	4	11.3
	LaSalle	13	30.7	88	9.5
13th	Circuit Total	25	29.8	101	9.1
14th	Henry	8	26.2	3	1.7
	Mercer	4	23.2	7	1.0
	Rock Island	14	28.1	50	6.9
	Whiteside	2	46.0	14	3.9
14th	Circuit Total	28	28.1	74	5.6
15th	Carroll	7	14.8	7	6.5
	Jo Daviess	1	6.5	6	16.2
	Lee	1	45.3	5	13.7
	Ogle	4	33.1	35	5.6
	Stephenson	13	16.2	16	7.0
15th	Circuit Total	26	19.2	69	7.5
16th	Kane	47	19.6	211	10.7
16th	Circuit Total	47	19.6	211	10.7
17th	Boone	10	23.3	14	2.9
	Winnebago	62	26.6	80	9.9
17th	Circuit Total	72	26.2	94	8.8
18th	Dupage	93	31.6	524	8.8
18th	Circuit Total	93	31.6	524	8.8
19th	Lake	63	22.3	0	0.0
19th	Circuit Total	63	22.3	0	0.0
20th	Monroe	3	35.4	5	4.6
	Perry	1	9.2	1	2.1
	Randolph	11	23.5	15	9.4
	St. Clair	30	33.6	18	8.9
	Washington	0	0.0	4	8.4
20th	Circuit Total	45	30.7	43	8.4
21st	Iroquois	0	0.0	12	11.4
	Kankakee	0	0.0	0	0.0
21st	Circuit Total	0	0.0	12	11.4
22nd	McHenry	63	20.4	371	8.1
22nd	Circuit Total	63	20.4	371	8.1
23rd	Dekalb	47	26.9	150	17.0
	Kendall	21	9.9	236	16.6
23rd	Circuit Total	68	21.7	386	16.7
	Downstate Total	958	25.1	4,279	9.8
COOK	Cook County	0	0.0	0	0.0
	State Total	958	25.1	4,279	9.8

# **FINANCIAL SUMMARY OF THE CIRCUIT COURTS OF ILLINOIS**

**The amounts reported on the following pages are for FY 2022. In most counties, FY22 ended 11/30/2022. Those counties with different fiscal years are as follows:**

**CALHOUN  
DEKALB  
DOUGLAS  
GREENE  
MACOUPIN  
MASSAC  
MCLEAN  
MORGAN  
PEORIA  
SHELBY  
ST. CLAIR  
STEPHENSON  
WINNEBAGO**

**FY22 ENDED 08/31/2022  
FY22 ENDED 12/31/2022  
FY22 ENDED 12/31/2022  
FY22 ENDED 12/31/2022  
FY22 ENDED 08/31/2022  
FY22 ENDED 12/31/2022  
FY22 ENDED 12/31/2022  
FY22 ENDED 08/31/2022  
FY22 ENDED 12/31/2022  
FY22 ENDED 08/31/2022  
FY22 ENDED 12/31/2022  
FY22 ENDED 12/31/2022  
FY22 ENDED 09/30/2022**

# CIRCUIT CLERK FEES AND OTHER REVENUE

## DECEMBER 1, 2021 - NOVEMBER 30, 2022

CIRCUIT	COUNTY	CLERK'S FEES AND COSTS RECEIVED*	COURT AUTOMATION FUND	MAINTENANCE AND CHILD SUPPORT COLLECTION FUND	COURT DOCUMENT STORAGE FUND	OPERATION AND ADMINISTRATIVE FUND	ELECTRONIC CITATION FUND	INTEREST PAID ON ACCOUNTS	DHFS IV-D CONTRACTUAL & INCENTIVE	OTHER **	TOTAL FEES AND OTHER REVENUE
1st	Alexander	103,309	36,486	0	35,750	9,385	12,720	0	1,054	0	198,704
	Jackson	327,693	75,188	14,486	75,010	33,181	16,493	0	6,982	9,026	558,060
	Johnson	143,385	50,409	0	49,690	12,579	17,272	163	1,420	0	274,919
	Massac	337,948	87,776	0	87,664	21,857	0	2,286	1,617	955	540,103
	Pope	32,808	7,670	0	7,677	1,945	2,424	0	0	0	52,524
	Pulaski	262,355	124,813	0	123,768	31,360	46,368	634	357	0	589,655
	Saline	191,598	44,680	72	44,379	13,488	7,804	0	0	0	302,021
	Union	143,154	30,841	1,260	29,048	7,778	7,882	277	2,380	0	222,620
	Williamson	766,385	167,414	105	165,946	45,649	45,860	14,427	3,983	0	1,209,768
1st	Circuit Total	2,308,634	625,278	15,923	618,933	177,223	156,823	17,787	17,792	9,981	3,948,375
2nd	Crawford	108,965	20,064	3,083	19,538	5,740	4,322	705	0	0	162,418
	Edwards	38,267	9,655	2,200	9,617	2,472	2,654	172	1,687	0	66,724
	Franklin	297,696	53,497	0	53,260	14,559	9,201	77	5,785	0	434,076
	Gallatin	48,020	10,728	0	10,621	2,858	2,850	64	0	0	75,140
	Hamilton	59,020	13,293	1,969	13,190	3,735	2,966	1,093	1,693	0	96,958
	Hardin	36,872	6,878	0	6,731	2,094	1,447	26	173	0	54,221
	Jefferson	249,212	44,560	9,244	44,360	27,334	6,464	0	4,552	0	385,726
	Lawrence	109,852	18,721	15,320	18,651	4,591	3,339	72	14,583	0	185,129
	Richland	119,016	20,065	6,164	20,121	6,048	4,226	439	0	0	176,080
	Wabash	59,101	12,859	5,160	12,883	3,534	2,870	56	2,495	0	98,957
	Wayne	151,643	29,762	4,988	29,823	9,056	8,369	27	2,023	0	235,691
	White	153,261	35,598	7,679	35,307	9,219	9,215	1,267	2,611	0	254,157
	Circuit Total	1,430,924	275,680	55,807	274,101	91,240	57,923	3,999	35,602	0	2,225,276
3rd	Bond	56,729	70,840	0	70,840	13,746	18,684	627	1,075	0	232,540
	Madison	6,485,501	1,088,324	72,797	1,092,170	275,640	84,876	45,027	15,835	14,421	9,174,590
3rd	Circuit Total	6,542,230	1,159,163	72,797	1,163,010	289,386	103,560	45,654	16,909	14,421	9,407,130
4th	Christian	216,138	49,655	6,594	49,345	14,663	9,221	809	5,040	0	351,466
	Clay	91,713	21,838	7,714	19,562	4,774	4,356	955	9,833	0	160,744
	Clinton	204,236	43,304	13,858	43,800	12,934	9,876	440	4,898	0	333,345
	Effingham	222,151	271,648	12,796	61,990	109,048	16,790	4,466	3,601	0	702,490
	Fayette	127,201	41,557	11,132	41,260	10,346	10,992	44	1,584	0	244,116
	Jasper	49,053	11,511	447	11,038	3,133	2,663	177	1,630	0	79,652
	Marion	83,792	67,937	34,169	64,862	16,282	14,788	4	8,295	0	290,128
	Montgomery	216,148	85,944	28,953	86,111	22,249	26,345	5,442	1,948	0	473,141
	Shelby	73,519	19,231	8,111	19,114	6,086	3,750	140	1,155	0	131,106
	Circuit Total	1,283,952	612,625	123,774	397,082	199,515	98,782	12,476	37,984	0	2,766,187
5th	Clark	92,056	23,275	3,576	23,220	7,175	6,774	66	462	14	156,617
	Coles	394,263	74,936	7,128	74,604	21,618	14,525	433	6,411	0	593,918
	Cumberland	81,527	20,649	3,557	20,183	5,923	5,897	0	858	0	138,594
	Edgar	133,568	21,594	2,690	21,436	8,561	8,135	947	1,323	0	198,255
	Vermilion	2,093,330	115,039	0	116,229	30,560	28,281	0	11,718	9,302	2,404,459
5th	Circuit Total	2,794,744	255,493	16,952	255,672	73,838	63,611	1,446	20,772	9,316	3,491,843

\*Includes the various fees in the Clerks of Courts Act and Other Clerk's Fees not allocated to a specific fund

\*\* Other revenue of the Clerk's Office that is not allocated to any other fund.

# CIRCUIT CLERK FEES AND OTHER REVENUE

CIRCUIT	COUNTY	CLERK'S FEES AND COSTS RECEIVED*	COURT AUTOMATION FUND	MAINTENANCE AND CHILD SUPPORT COLLECTION FUND	COURT DOCUMENT STORAGE FUND	OPERATION AND ADMINISTRATIVE FUND	ELECTRONIC CITATION FUND	INTEREST PAID ON ACCOUNTS	DHFS IV-D CONTRACTUAL & INCENTIVE	OTHER **	TOTAL FEES AND OTHER REVENUE
6th	Champaign	701,039	262,612	538	218,564	761,808	47,880	59,648	13,902	0	2,065,989
	DeWitt	110,606	25,163	4,353	25,144	6,695	6,748	9	1,642	0	180,360
	Douglas	44,736	26,830	5,979	26,757	16,034	6,423	328	1,873	0	128,959
	Macon	933,594	152,045	73,399	151,120	45,058	25,963	195	16,665	0	1,398,039
	Moultrie	74,125	14,386	5,117	14,325	6,885	3,779	0	1,075	1,298	120,989
	Piatt	96,283	18,161	2,884	17,826	9,005	4,560	32	1,792	0	150,543
6th	Circuit Total	1,960,382	499,196	92,270	453,735	845,484	95,352	60,212	36,949	1,298	4,044,879
7th	Greene	79,939	17,204	2,917	17,062	5,243	3,704	6	1,855	5	127,935
	Jersey	136,331	50,846	1,400	50,814	13,601	11,963	257	1,959	0	267,171
	Macoupin	313,196	77,859	500	76,731	30,716	22,233	92	4,067	0	525,394
	Morgan	246,657	40,334	9,929	40,321	13,935	7,023	1,320	4,468	0	363,987
	Sangamon	455,556	324,079	34,180	315,518	93,653	77,785	72,870	19,110	0	1,392,751
	Scott	32,981	12,328	0	12,334	3,152	3,799	0	2,903	0	67,497
7th	Circuit Total	1,264,660	522,651	48,926	512,780	160,299	126,507	74,544	34,363	5	2,744,736
8th	Adams	515,377	120,351	13,791	120,246	32,700	26,647	6,275	6,726	0	842,112
	Brown	44,305	11,144	1,476	11,094	2,983	3,609	190	1,007	0	75,807
	Calhoun	31,631	6,180	612	6,155	1,809	1,478	83	1,514	0	49,461
	Cass	94,323	21,236	8,971	21,337	5,436	5,771	129	1,029	0	158,231
	Mason	87,192	21,450	2,908	21,592	6,185	5,693	1,053	4,847	0	150,919
	Menard	66,332	11,821	0	11,731	2,859	2,047	1,842	1,756	0	98,387
	Pike	83,490	45,170	4,533	45,580	15,362	13,344	0	0	0	207,480
	Schuyler	56,009	14,104	5,627	14,158	3,759	3,633	0	823	0	98,112
8th	Circuit Total	978,658	251,456	37,918	251,894	71,093	62,219	9,570	17,701	0	1,680,510
9th	Fulton	96,130	44,979	0	44,975	10,835	9,756	1,732	1,722	30	210,158
	Hancock	25,262	23,482	144	23,609	8,508	5,769	1,305	3,332	0	91,411
	Henderson	20,680	34,757	1,440	34,178	8,964	11,567	0	126	0	111,711
	Knox	152,490	75,874	485	75,263	18,889	13,566	0	4,851	0	341,418
	McDonough	252,115	29,544	6,710	30,059	17,170	9,167	394	2,520	0	347,680
	Warren	43,492	27,849	8,942	28,012	8,542	6,986	23	1,855	0	125,700
9th	Circuit Total	590,170	236,485	17,721	236,096	72,907	56,810	3,454	14,407	30	1,228,078
10th	Marshall	73,327	10,723	4,492	10,553	6,851	1,641	90	2,411	0	110,088
	Peoria	1,674,665	247,820	2,329	248,026	86,355	44,731	0	16,582	0	2,320,508
	Putnam	37,481	11,630	1,089	11,649	2,996	3,115	0	0	0	67,960
	Stark	45,543	10,836	3,082	11,017	3,225	2,973	106	1,477	55,221	133,479
	Tazewell	1,079,835	231,249	25,687	231,347	93,882	67,411	836	7,649	0	1,737,896
10th	Circuit Total	2,910,852	512,258	36,679	512,591	193,309	119,871	1,032	28,119	55,221	4,369,931
11th	Ford	130,848	17,738	36	17,847	5,184	3,461	570	2,170	907	178,761
	Livingston	399,488	59,190	4,959	57,587	20,924	14,309	2,002	2,242	0	560,700
	Logan	273,235	45,947	10,260	45,907	15,876	9,837	317	4,505	0	405,885
	McLean	439,253	316,940	52,073	314,791	83,332	81,499	5,847	7,329	0	1,301,064
	Woodford	257,906	48,474	9,880	47,256	98,522	12,951	0	3,034	0	478,024
11th	Circuit Total	1,500,731	488,289	77,208	483,388	223,839	122,057	8,736	19,280	907	2,924,434

\*Includes the various fees in the Clerks of Courts Act and Other Clerk's Fees not allocated to a specific fund

\*\* Other revenue of the Clerk's Office that is not allocated to any other fund.

# CIRCUIT CLERK FEES AND OTHER REVENUE

CIRCUIT	COUNTY	CLERK'S FEES AND COSTS RECEIVED*	COURT AUTOMATION FUND	MAINTENANCE AND CHILD SUPPORT COLLECTION FUND	COURT DOCUMENT STORAGE FUND	OPERATION AND ADMINISTRATIVE FUND	ELECTRONIC CITATION FUND	INTEREST PAID ON ACCOUNTS	DHFS IV-D CONTRRACTUAL & INCENTIVE	OTHER **	TOTAL FEES AND OTHER REVENUE
12th	Will	751,027	1,124,587	100,208	1,098,746	596,716	288,018	28,579	18,312	0	4,006,194
12th	Circuit Total	751,027	1,124,587	100,208	1,098,746	596,716	288,018	28,579	18,312	0	4,006,194
13th	Bureau	209,412	42,065	12,699	42,036	12,972	8,094	513	6,011	0	333,802
	Grundy	518,696	86,081	29,153	85,866	24,544	19,774	3,127	3,870	0	771,111
	LaSalle	254,032	177,830	21,974	177,120	81,928	41,700	12,470	7,938	0	774,992
13th	Circuit Total	982,139	305,976	63,827	305,022	119,444	69,568	16,110	17,819	0	1,879,905
14th	Henry	328,566	78,854	16,531	78,625	24,364	20,925	2,471	6,447	0	556,782
	Mercer	109,313	16,290	0	16,307	4,794	2,840	0	2,443	0	151,986
	Rock Island	1,531,486	239,064	68,042	240,277	62,643	43,981	45,253	12,332	0	2,243,078
	Whiteside	596,824	134,629	8,272	134,472	33,395	32,752	0	5,466	4,582	950,391
14th	Circuit Total	2,566,189	468,837	92,845	469,679	125,195	100,497	47,724	26,689	4,582	3,902,238
15th	Carroll	93,656	27,384	3,683	27,435	7,007	7,281	925	1,666	0	169,036
	Jo Daviess	139,083	40,901	0	40,910	10,515	11,309	0	2,663	0	245,382
	Lee	243,313	72,004	7,093	71,566	18,883	19,413	374	2,562	0	435,208
	Ogle	350,735	114,990	0	115,142	29,313	35,720	5,193	4,583	0	655,675
	Stephenson	316,162	97,070	13,006	96,944	24,004	25,448	299	3,341	0	576,271
15th	Circuit Total	1,142,949	352,349	23,782	351,997	89,722	99,170	6,790	14,814	0	2,081,572
16th	Kane	5,917,353	736,591	102,720	745,397	399,412	177,550	2,993	17,325	0	8,099,341
16th	Circuit Total	5,917,353	736,591	102,720	745,397	399,412	177,550	2,993	17,325	0	8,099,341
17th	Boone	158,579	80,310	8,395	80,261	23,126	19,460	2,187	5,674	0	377,992
	Winnebago	2,666,782	444,721	44,525	451,626	107,413	102,112	0	26,749	0	3,843,928
17th	Circuit Total	2,825,361	525,031	52,920	531,887	130,539	121,573	2,187	32,423	0	4,221,920
18th	DuPage	2,523,095	1,486,986	203,795	1,484,917	1,263,027	452,330	0	0	0	7,414,150
18th	Circuit Total	2,523,095	1,486,986	203,795	1,484,917	1,263,027	452,330	0	0	0	7,414,150
19th	Lake	1,559,748	883,244	44,410	919,368	226,879	216,846	2,654	0	0	3,853,149
19th	Circuit Total	1,559,748	883,244	44,410	919,368	226,879	216,846	2,654	0	0	3,853,149
20th	Monroe	306,594	54,088	10,168	57,096	18,275	16,255	616	1,201	0	464,294
	Perry	149,026	27,072	11,880	27,168	7,194	6,518	0	525	0	229,383
	Randolph	171,787	54,643	10,763	48,676	14,260	7,592	39	1,785	0	309,544
	St. Clair	1,936,704	871,812	52,009	866,261	15,053	75,222	71,723	30,387	0	3,919,170
	Washington	101,059	18,764	2,930	18,640	5,022	4,399	41	0	0	150,854
20th	Circuit Total	2,665,169	1,026,379	87,750	1,017,840	59,803	109,987	72,419	33,898	0	5,073,245
21st	Iroquois	197,961	44,011	4,144	43,679	13,373	11,503	0	3,244	0	317,915
	Kankakee	1,021,233	169,296	25,855	168,689	45,064	37,724	307	5,964	10	1,474,141
21st	Circuit Total	1,219,194	213,307	29,999	212,367	58,438	49,226	307	9,208	10	1,792,057
22nd	McHenry	2,315,452	644,995	71,195	613,239	166,080	178,555	123,984	9,282	0	4,122,781
22nd	Circuit Total	2,315,452	644,995	71,195	613,239	166,080	178,555	123,984	9,282	0	4,122,781
23rd	DeKalb	687,964	154,124	10,798	153,294	119,439	33,260	32,838	4,473	25,540	1,221,730
	Kendall	1,273,842	143,190	41,504	143,742	37,689	28,170	0	4,305	0	1,672,443
	Circuit Total	1,961,806	297,314	52,302	297,036	157,128	61,430	32,838	8,778	25,540	2,894,172
	Downstate Total	49,995,418	13,504,171	1,521,729	13,206,779	5,790,514	2,988,264	575,495	468,424	121,309	88,172,102
Cook	Cook County	53,319,708	7,007,075	0	6,266,640	2,676,220	377,513	460,064	2,602,742	0	72,709,962
	State Total	103,315,126	20,511,246	1,521,729	19,473,418	8,466,734	3,365,777	1,035,559	3,071,166	121,309	160,882,065

\*Includes the various fees in the Clerks of Courts Act and Other Clerk's Fees not allocated to a specific fund

\*\* Other revenue of the Clerk's Office that is not allocated to any other fund.

# CIRCUIT CLERK COST OF OPERATING

## DECEMBER 1, 2021 - NOVEMBER 30, 2022

CIRCUIT	COUNTY	CLERK'S SALARY	DEPUTY AND ALL OTHER CLERK'S OFFICE PERSONNEL SALARIES					TOTAL FULL TIME STAFF	TOTAL PART TIME STAFF
			PAID BY COUNTY	PAID FROM AUTOMATION FUND	PAID FROM MAINTENANCE AND CHILD SUPPORT FUND	PAID FROM COURT DOCUMENT STORGAE FUND	PAID FROM CLERK OPERATION AND ADMINSTRATIVE FUND		
1st	Alexander	39,500	66,523	0	0	0	0	3	0
	Jackson	69,631	567,641	0	0	0	0	12	1
	Johnson	49,770	137,782	0	0	0	0	4	0
	Massac	49,580	81,406	0	0	63,086	0	4	0
	Pope	44,263	28,799	0	0	0	0	1	0
	Pulaski	66,422	28,955	0	0	50,211	0	4	0
	Saline	71,200	178,256	0	0	0	0	6	1
	Union	65,196	153,034	0	0	0	10,010	5	0
	Williamson	89,739	420,786	221,218	65,498	98,960	13,935	23	2
1st	Circuit Total	545,300	1,663,182	221,218	65,498	212,257	23,945	62	4
2nd	Crawford	61,304	162,000	0	0	0	0	5	1
	Edwards	38,567	35,696	6,000	0	0	0	1	2
	Franklin	64,453	202,948	58,752	0	0	0	7	0
	Gallatin	53,310	32,477	0	0	14,240	0	1	1
	Hamilton	47,019	69,896	0	0	0	0	1	1
	Hardin	31,826	25,688	0	0	0	0	1	0
	Jefferson	90,213	377,210	3,754	11,251	31,480	0	8	1
	Lawrence	41,338	66,190	0	22,379	0	0	3	1
	Richland	49,634	95,287	0	4,501	18,113	0	4	0
	Wabash	38,000	82,515	0	0	0	0	3	0
	Wayne	52,411	140,000	13,652	10,000	0	0	5	1
	White	52,003	113,316	0	0	0	0	4	0
2nd	Circuit Total	620,078	1,403,222	82,159	48,131	63,833	0	43	8
3rd	Bond	62,800	164,314	0	0	20,953	0	5	1
	Madison	116,771	2,857,202	354,604	0	897,420	125,108	77	0
3rd	Circuit Total	179,571	3,021,516	354,604	0	918,373	125,108	82	1
4th	Christian	67,912	169,500	0	0	24,212	0	7	0
	Clay	63,628	71,706	0	0	0	0	2	1
	Clinton	73,407	208,833	0	25,758	0	0	5	0
	Effingham	69,791	301,602	64,850	36,628	73,259	0	12	0
	Fayette	57,399	103,908	28,499	0	69,524	0	6	1
	Jasper	59,000	76,768	0	0	0	0	2	1
	Marion	65,200	220,664	15,080	46,112	49,539	0	9	1
	Montgomery	66,817	195,292	0	30,591	0	0	8	0
	Shelby	56,430	148,483	0	0	888	0	5	1
4th	Circuit Total	579,583	1,496,756	108,429	139,089	217,422	0	56	5
5th	Clark	53,461	159,328	0	0	0	0	4	3
	Coles	67,100	281,798	28,344	0	22,642	0	11	2
	Cumberland	44,602	89,942	0	2,338	0	0	3	0
	Edgar	52,704	126,144	0	225	16,352	0	5	1
	Vermilion	75,015	619,271	59,150	32,959	59,047	0	25	1
5th	Circuit Total	292,882	1,276,483	87,494	35,522	98,040	0	48	7

# CIRCUIT CLERK COST OF OPERATING

CIRCUIT	COUNTY	CLERK'S SALARY	DEPUTY AND ALL OTHER CLERK'S OFFICE PERSONNEL SALARIES					TOTAL FULL TIME STAFF	TOTAL PART TIME STAFF
			PAID BY COUNTY	PAID FROM AUTOMATION FUND	PAID FROM MAINTENANCE AND CHILD SUPPORT FUND	PAID FROM COURT DOCUMENT STORGAE FUND	PAID FROM CLERK OPERATION AND ADMINSTRATIVE FUND		
6th	Champaign	97,569	1,054,682	0	0	96,890	92,067	33	0
	DeWitt	60,300	139,324	0	0	0	0	3	1
	Douglas	69,938	152,737	8,436	477	9,005	1,718	6	0
	Macon	84,697	825,806	70,622	0	67,615	0	31	0
	Moultrie	56,276	112,067	0	0	0	0	4	0
	Piatt	61,574	182,088	0	0	0	0	6	0
6th	Circuit Total	430,354	2,466,704	79,058	477	173,510	93,785	83	1
7th	Greene	65,925	102,434	0	0	0	0	3	0
	Jersey	61,361	200,900	0	0	0	0	5	1
	Macoupin	71,727	411,204	0	0	0	0	9	0
	Morgan	69,883	174,675	40,200	18,442	0	10,000	9	0
	Sangamon	107,484	1,851,516	36,604	31,017	273,530	0	58	18
	Scott	47,420	22,123	0	0	11,000	2,210	2	1
7th	Circuit Total	423,800	2,762,852	76,804	49,459	284,530	12,210	86	20
8th	Adams	64,280	405,407	40,000	18,690	100,000	10,500	13	0
	Brown	37,000	56,270	0	0	0	1,000	2	0
	Calhoun	37,860	38,621	0	0	0	0	1	1
	Cass	85,217	140,413	0	0	0	0	3	1
	Mason	72,760	112,761	25,000	2,943	0	0	4	0
	Menard	64,832	105,060	0	0	0	0	3	0
	Pike	55,416	169,159	11,000	5,000	40,000	6,000	5	1
	Schuyler	46,472	92,834	0	0	0	0	3	0
8th	Circuit Total	463,837	1,120,526	76,000	26,633	140,000	17,500	34	3
9th	Fulton	63,001	380,816	0	15,000	20,000	0	10	0
	Hancock	56,841	135,167	0	0	0	0	4	0
	Henderson	52,848	115,864	0	0	0	0	3	2
	Knox	83,185	0	673,286	0	0	0	16	0
	McDonough	61,723	355,527	0	0	27,914	0	10	3
	Warren	59,351	108,630	18,365	0	18,366	0	4	0
9th	Circuit Total	376,948	1,096,004	691,651	15,000	66,280	0	47	5
10th	Marshall	57,142	119,550	0	0	0	0	3	0
	Peoria	95,045	1,209,969	210,883	34,076	55,677	82,172	33	2
	Putnam	50,852	31,282	0	0	0	0	1	0
	Stark	44,704	35,232	0	0	0	1,925	1	1
	Tazewell	96,777	882,176	55,449	12,238	70,178	0	29	3
10th	Circuit Total	344,519	2,278,208	266,332	46,314	125,854	84,097	67	6
11th	Ford	59,000	55,587	0	0	36,845	0	3	1
	Livingston	72,070	267,215	0	0	0	0	9	1
	Logan	65,500	381,480	0	0	7,221	0	9	4
	McLean	105,289	1,639,077	0	75,514	112,300	0	49	17
	Woodford	67,346	261,199	0	0	0	0	8	0
11th	Circuit Total	369,205	2,604,558	0	75,514	156,366	0	78	23



# CIRCUIT CLERK COST OF OPERATING

CIRCUIT	COUNTY	CLERK'S SALARY	DEPUTY AND ALL OTHER CLERK'S OFFICE PERSONNEL SALARIES					TOTAL FULL TIME STAFF	TOTAL PART TIME STAFF
			PAID BY COUNTY	PAID FROM AUTOMATION FUND	PAID FROM MAINTENANCE AND CHILD SUPPORT FUND	PAID FROM COURT DOCUMENT STORGAE FUND	PAID FROM CLERK OPERATION AND ADMINSTRATIVE FUND		
12th	Will	93,000	4,954,102	560,054	38,330	324,588	270,142	152	0
12th	Circuit Total	93,000	4,954,102	560,054	38,330	324,588	270,142	152	0
13th	Bureau	69,508	176,091	17,362	11,214	26,884	6,417	9	0
	Grundy	81,790	102,385	55,000	15,000	55,000	0	9	0
	LaSalle	67,995	1,146,603	65,348	10,875	11,022	69,440	28	2
13th	Circuit Total	219,293	1,425,079	137,710	37,089	92,906	75,857	46	2
14th	Henry	68,500	268,416	34,486	0	72,799	0	13	3
	Mercer	50,715	88,697	0	0	0	0	3	0
	Rock Island	91,800	1,290,359	0	35,386	111,829	48,319	32	0
	Whiteside	84,000	203,966	78,465	24,172	76,228	0	11	2
14th	Circuit Total	295,015	1,851,438	112,951	59,558	260,856	48,319	59	5
15th	Carroll	68,703	83,995	0	1,619	0	0	3	0
	Jo Daviess	71,760	196,626	0	0	0	0	5	0
	Lee	66,383	306,176	0	0	12,203	0	10	2
	Ogle	86,993	518,260	0	0	0	0	13	0
	Stephenson	67,286	310,263	31,278	0	82,599	0	11	0
15th	Circuit Total	361,125	1,415,320	31,278	1,619	94,802	0	42	2
16th	Kane	90,655	2,702,958	405,773	95,262	544,500	263,685	110	0
16th	Circuit Total	90,655	2,702,958	405,773	95,262	544,500	263,685	110	0
17th	Boone	76,702	632,862	5,000	9,000	15,000	0	16	1
	Winnebago	99,645	3,529,422	0	0	0	0	81	6
17th	Circuit Total	176,347	4,162,284	5,000	9,000	15,000	0	97	7
18th	DuPage	173,751	7,092,213	0	0	0	0	163	0
18th	Circuit Total	173,751	7,092,213	0	0	0	0	163	0
19th	Lake	134,794	6,228,656	0	0	0	0	134	3
19th	Circuit Total	134,794	6,228,656	0	0	0	0	134	3
20th	Monroe	84,115	234,725	0	0	0	0	5	0
	Perry	58,500	66,056	3,000	21,785	39,071	30,181	4	0
	Randolph	70,000	252,748	0	0	0	0	6	0
	St. Clair	100,106	1,200,770	637,599	184,092	722,428	0	65	0
	Washington	55,796	91,501	0	0	0	0	2	0
20th	Circuit Total	368,517	1,845,800	640,599	205,878	761,499	30,181	82	0
21st	Iroquois	70,419	160,231	0	0	0	0	6	0
	Kankakee	79,900	942,357	43,844	10,250	248,090	49,169	33	1
21st	Circuit Total	150,319	1,102,588	43,844	10,250	248,090	49,169	39	1
22nd	McHenry	104,750	1,753,380	178,475	0	74,379	20,210	49	2
22nd	Circuit Total	104,750	1,753,380	178,475	0	74,379	20,210	49	2
23rd	DeKalb	100,899	708,759	79,584	11,688	97,116	0	18	10
	Kendall	91,544	871,949	0	1,380	0	0	24	3
	Circuit Total	192,443	1,580,708	79,584	13,067	97,116	0	42	13
	Downstate Total	6,986,090	57,304,537	4,239,015	971,691	4,970,201	1,114,207	1,701	118
Cook	Cook County	105,000	64,076,927	3,717,574	0	2,379,789	380,970	1,508	0
	State Total	7,091,090	121,381,465	7,956,589	971,691	7,349,990	1,495,177	3,209	118

# CIRCUIT CLERK COST OF OPERATING

CIRCUIT	COUNTY	AUTOMATION EXPENSES		MAINTENANCE AND CHILD SUPPORT EXPENSES		COURT DOCUMENT STORAGE EXPENSES		CIRCUIT COURT CLERK OPERATION AND ADMINISTRATIVE FUND	CIRCUIT COURT ELECTRONIC CITATION FUND	ALL OTHER CLERK'S OFFICE EXPENSES	TOTAL COST OF OPERATING EXPENSES
		PAID FROM COURT AUTOMATION FUND	PAID FROM COUNTY GENERAL FUND	PAID FROM MAINTENANCE AND CHILD SUPPORT FUND	PAID FROM COUNTY GENERAL FUND	PAID FROM DOCUMENT STORAGE FUND	PAID FROM COUNTY GENERAL FUND				
1st	Alexander	6,780	0	0	0	1,709	0	6,359	0	7,838	128,710
	Jackson	121,816	0	27,823	0	90,788	0	7,769	93,903	368,505	1,347,877
	Johnson	19,426	0	0	0	3,878	0	3,881	0	5,314	220,052
	Massac	42,017	3,364	0	0	18,626	0	0	0	15,957	274,037
	Pope	20,731	0	0	0	4,898	0	2,029	0	0	100,721
	Pulaski	205,226	0	0	0	2,109	0	0	0	17,114	370,037
	Saline	6,241	0	27,690	0	24,875	0	18,320	0	0	326,583
	Union	27,973	0	0	0	0	0	4,850	0	8,657	269,720
	Williamson	42,754	8,699	0	0	359,346	0	27,569	0	6,270	1,354,774
1st	Circuit Total	492,963	12,063	55,513	0	506,233	0	70,778	93,903	429,656	4,392,511
2nd	Crawford	40,136	0	16,512	0	882	0	104	0	16,304	297,244
	Edwards	14,000	0	0	0	5,914	0	0	432	26,161	126,770
	Franklin	942	525	0	0	26,124	0	0	0	37,753	391,497
	Gallatin	7,226	0	4,585	0	0	0	1,044	0	7,891	120,774
	Hamilton	18,001	0	2,980	0	3,262	0	1,874	0	3,190	146,224
	Hardin	1,145	0	0	0	3,298	0	52	0	18,843	80,853
	Jefferson	17,527	14,114	0	0	14,936	0	0	0	9,650	570,135
	Lawrence	28,957	0	0	0	33,781	0	1,911	0	0	194,556
	Richland	11,794	0	15,096	0	7,097	0	5,790	0	12,693	220,008
	Wabash	15,296	0	10,912	0	13,282	0	8,680	0	4,742	173,427
	Wayne	205	0	0	0	3,657	0	2,518	0	7,606	230,049
	White	39,902	0	4,700	0	20,765	0	3,604	0	4,629	238,920
2nd	Circuit Total	195,130	14,639	54,788	0	133,002	0	25,578	432	149,463	2,790,456
3rd	Bond	55,200	0	0	0	25,909	0	16,568	0	38,585	384,329
	Madison	317,860	0	4,838	0	55,558	0	23,389	51,454	198,219	5,002,424
3rd	Circuit Total	373,059	0	4,838	0	81,467	0	39,957	51,454	236,804	5,386,753
4th	Christian	96,003	0	0	0	11,557	0	9,338	0	42,702	421,224
	Clay	35,427	0	1,189	0	6,477	0	855	0	10,815	190,098
	Clinton	25,371	0	0	0	43,506	0	156	982	20,621	398,635
	Effingham	282,353	0	0	0	7,165	0	95,441	0	668	931,757
	Fayette	16,526	1,075	11,462	0	844	0	2,177	2,390	0	293,804
	Jasper	15,567	0	0	0	3,168	0	200	0	9,980	164,682
	Marion	31,875	0	25,088	0	22,983	0	5,053	8,650	53,731	543,976
	Montgomery	100,841	0	0	0	39,053	0	11,577	28,990	7,708	480,870
	Shelby	23,255	0	4,998	0	3,390	0	12,116	0	17,680	267,242
4th	Circuit Total	627,220	1,075	42,737	0	138,148	0	136,913	41,012	163,904	3,692,289
5th	Clark	5,939	0	0	0	13,342	0	4,617	3,783	9,414	249,885
	Coles	21,767	0	1,115	0	2,915	0	0	0	15,492	441,173
	Cumberland	4,142	11,279	2,230	0	10,136	0	0	0	9,893	174,563
	Edgar	32,697	0	0	0	2,574	0	0	0	15,027	245,724
	Vermilion	34,035	0	6,899	0	16,320	0	3,317	0	45,331	951,344
5th	Circuit Total	98,581	11,279	10,245	0	45,288	0	7,934	3,783	95,157	2,062,689

Note: Almost every county in Illinois qualified for and received Court Technology Modernization grant funding in 2022, which may have affected these totals. Please see page 10 in the Administrative Summary for more information.

# CIRCUIT CLERK COST OF OPERATING

CIRCUIT	COUNTY	AUTOMATION EXPENSES		MAINTENANCE AND CHILD SUPPORT EXPENSES		COURT DOCUMENT STORAGE EXPENSES		CIRCUIT COURT CLERK OPERATION AND ADMINISTRATIVE FUND	CIRCUIT COURT ELECTRONIC CITATION FUND	ALL OTHER CLERK'S OFFICE EXPENSES	TOTAL COST OF OPERATING EXPENSES
		PAID FROM COURT AUTOMATION FUND	PAID FROM COUNTY GENERAL FUND	PAID FROM MAINTENANCE AND CHILD SUPPORT FUND	PAID FROM COUNTY GENERAL FUND	PAID FROM DOCUMENT STORAGE FUND	PAID FROM COUNTY GENERAL FUND				
6th	Champaign	245,604	0	8,495	0	58,562	0	224,391	0	61,221	1,939,480
	DeWitt	12,628	3,727	0	0	11,019	0	11,573	0	3,727	242,298
	Douglas	12,392	253	1,123	0	17,758	0	9,533	0	9,974	293,345
	Macon	63,880	0	310	0	44,298	0	56,689	6,373	374,336	1,594,626
	Moultrie	3,649	20,918	6,010	0	4,585	0	7,875	1,302	11,850	224,533
	Piatt	5,350	0	0	0	27,189	0	5,837	0	13,819	295,857
6th	Circuit Total	343,503	24,897	15,939	0	163,411	0	315,899	7,675	474,926	4,590,139
7th	Greene	11,203	0	0	0	28,504	0	10,436	0	4,701	223,204
	Jersey	0	226,462	0	4,355	0	3,716	3,440	4,813	8,812	513,859
	Macoupin	61,751	0	221	0	15,055	0	17,556	4,320	21,733	603,567
	Morgan	66,176	0	0	0	14,662	0	4,932	0	9,044	408,015
	Sangamon	454,223	0	16,761	0	122,667	0	66,709	85,101	891,931	3,937,543
	Scott	0	0	0	0	0	0	2,652	0	2,809	88,214
7th	Circuit Total	593,353	226,462	16,982	4,355	180,889	3,716	105,724	94,234	939,031	5,774,403
8th	Adams	54,231	0	0	0	3,092	0	10,988	4,250	52,654	764,091
	Brown	4,052	0	0	0	14,157	0	342	0	4,896	117,718
	Calhoun	10,975	0	700	0	9,390	0	200	0	62,882	160,630
	Cass	21,867	0	0	0	61,195	0	1,615	0	8,162	318,470
	Mason	22,057	0	0	0	7,373	0	0	9,504	8,064	260,462
	Menard	19,987	0	0	0	2,563	0	3,997	0	9,345	205,784
	Pike	41,937	0	0	0	47,831	0	0	0	5,244	381,587
	Schuyler	19,043	0	0	0	5,808	0	1,123	0	5,304	170,585
	Circuit Total	194,149	0	700	0	151,411	0	18,265	13,754	156,551	2,379,328
9th	Fulton	11,826	0	0	0	26,410	0	0	0	18,501	535,554
	Hancock	90,575	0	0	0	0	0	0	0	17,684	300,266
	Henderson	63,090	0	0	0	75,506	0	2,711	0	11,884	321,904
	Knox	190,957	0	14,000	0	11,132	0	16,028	0	56,269	1,044,858
	McDonough	54,971	0	17,694	0	53,261	0	0	0	13,700	584,791
	Warren	22,965	0	0	0	460	0	3,408	0	8,465	240,010
	Circuit Total	434,383	0	31,694	0	166,771	0	22,147	0	126,504	3,027,383
10th	Marshall	10,582	0	4,368	0	10,355	0	19,810	0	14,998	236,807
	Peoria	46,596	0	5,663	0	252,401	0	20,483	15,981	332,477	2,361,423
	Putnam	12,419	0	120	0	10,799	0	467	0	11,603	117,542
	Stark	2,984	0	1,478	0	14,302	0	1,273	0	2,277	104,175
	Tazewell	92,987	0	240	0	109,111	0	41,224	13,831	12,300	1,386,512
10th	Circuit Total	165,567	0	11,871	0	396,970	0	83,257	29,812	373,655	4,206,459
11th	Ford	34,270	0	0	0	0	0	3,353	0	9,095	198,150
	Livingston	60,045	0	3,117	0	22,748	0	5,714	0	22,356	453,264
	Logan	63,624	7,617	0	0	12,547	0	7,307	0	24,641	569,938
	McLean	331,766	0	30,218	0	113,330	0	30,496	0	429,354	2,867,344
	Woodford	60,073	0	800	0	20,700	0	85,598	0	37,959	533,677
11th	Circuit Total	549,778	7,617	34,135	0	169,326	0	132,468	0	523,404	4,622,373

Note: Almost every county in Illinois qualified for and received Court Technology Modernization grant funding in 2022, which may have affected these totals. Please see page 10 in the Administrative Summary for more information.

# CIRCUIT CLERK COST OF OPERATING

CIRCUIT	COUNTY	AUTOMATION EXPENSES		MAINTENANCE AND CHILD SUPPORT EXPENSES		COURT DOCUMENT STORAGE EXPENSES		CIRCUIT COURT CLERK OPERATION AND ADMINISTRATIVE FUND	CIRCUIT COURT ELECTRONIC CITATION FUND	ALL OTHER CLERK'S OFFICE EXPENSES	TOTAL COST OF OPERATING EXPENSES
		PAID FROM COURT AUTOMATION FUND	PAID FROM COUNTY GENERAL FUND	PAID FROM MAINTENANCE AND CHILD SUPPORT FUND	PAID FROM COUNTY GENERAL FUND	PAID FROM DOCUMENT STORAGE FUND	PAID FROM COUNTY GENERAL FUND				
12th	Will	537,776	0	27,049	0	348,466	0	99,410	161,809	2,907,189	10,321,915
12th	Circuit Total	537,776	0	27,049	0	348,466	0	99,410	161,809	2,907,189	10,321,915
13th	Bureau	34,026	0	0	0	10,051	0	2,118	0	11,615	365,286
	Grundy	21,623	0	177	0	108,487	0	17,950	55,846	4,124	517,381
	LaSalle	138,179	0	3,457	0	69,292	0	22,634	47,218	5,555	1,657,617
13th	Circuit Total	193,828	0	3,634	0	187,830	0	42,702	103,063	21,294	2,540,285
14th	Henry	20,345	0	7,077	0	7,152	0	4,407	0	152,934	636,115
	Mercer	17,035	0	400	0	4,162	0	0	0	6,502	167,511
	Rock Island	81,674	0	3,708	0	23,086	0	9,888	0	0	1,696,051
	Whiteside	71,192	1,080	0	0	55,059	7,820	10,858	0	754	613,596
14th	Circuit Total	190,245	1,080	11,185	0	89,460	7,820	25,153	0	160,190	3,113,273
15th	Carroll	2,975	0	12,904	0	5,812	0	3,081	0	16,371	195,461
	Jo Daviess	20,792	0	5,000	0	14,791	0	3,067	0	9,456	321,493
	Lee	65,429	0	6,655	0	95,118	0	8,777	0	92,565	653,306
	Ogle	73,001	0	7,500	0	82,239	0	26,057	25,344	19,234	838,628
	Stephenson	34,357	0	11,511	0	13,758	0	16,794	0	8,389	576,237
15th	Circuit Total	196,555	0	43,571	0	211,719	0	57,776	25,344	146,014	2,585,125
16th	Kane	147,371	0	11,172	0	90,867	0	22,835	125,465	62,728	4,563,270
16th	Circuit Total	147,371	0	11,172	0	90,867	0	22,835	125,465	62,728	4,563,270
17th	Boone	90,089	0	0	0	23,742	0	4,490	13,088	21,775	891,749
	Winnebago	312,810	0	0	0	100,327	0	32,400	122,007	251,306	4,447,918
17th	Circuit Total	402,899	0	0	0	124,070	0	36,890	135,095	273,081	5,339,667
18th	DuPage	1,683,699	14,569	249,892	0	1,507,441	0	1,015,638	463,000	659,459	12,859,663
18th	Circuit Total	1,683,699	14,569	249,892	0	1,507,441	0	1,015,638	463,000	659,459	12,859,663
19th	Lake	88,956	0	0	0	873,582	0	0	188,995	2,942,266	10,457,250
19th	Circuit Total	88,956	0	0	0	873,582	0	0	188,995	2,942,266	10,457,250
20th	Monroe	30,141	3,848	0	0	5,109	0	9,163	1,125	10,477	378,703
	Perry	4,062	0	1,500	0	3,027	0	1,710	0	2,080	230,973
	Randolph	54,651	0	0	0	4,811	0	10	0	8,702	390,922
	St. Clair	51,031	0	11,157	0	65,127	0	0	71,606	17,772	3,061,689
	Washington	20,715	0	0	0	1,015	0	1,811	0	33,667	204,506
20th	Circuit Total	160,599	3,848	12,657	0	79,091	0	12,694	72,731	72,698	4,266,793
21st	Iroquois	23,203	0	6,494	0	13,980	0	14,308	0	0	288,637
	Kankakee	155,247	0	2,186	0	1,883	0	4,968	0	65,713	1,603,607
21st	Circuit Total	178,450	0	8,680	0	15,863	0	19,275	0	65,713	1,892,244
22nd	McHenry	382,363	0	75,150	0	244,392	0	60,178	65,293	11,780	2,970,350
22nd	Circuit Total	382,363	0	75,150	0	244,392	0	60,178	65,293	11,780	2,970,350
23rd	DeKalb	355,352	0	594	0	116,802	0	10,975	35,496	415,685	1,932,951
	Kendall	183,129	0	94,975	0	69,033	0	53,363	20,569	203,606	1,589,548
	Circuit Total	538,481	0	95,569	0	185,835	0	64,338	56,065	619,291	3,522,499
	Downstate Total	8,768,908	317,529	818,010	4,355	6,091,545	11,536	2,415,810	1,732,921	11,610,758	107,357,116
Cook	Cook County	2,767,194	0	0	0	3,188,954	0	179,906	160,500	30,684,124	107,640,940
	State Total	11,536,102	317,529	818,010	4,355	9,280,500	11,536	2,595,716	1,893,422	42,294,883	214,998,056

Note: Almost every county in Illinois qualified for and received Court Technology Modernization grant funding in 2022, which may have affected these totals. Please see page 10 in the Administrative Summary for more information.

# CIRCUIT CLERK DISBURSEMENT OF FUNDS

## DECEMBER 1, 2021 - NOVEMBER 30, 2022

CIRCUIT	COUNTY	MAINTENANCE AND CHILD SUPPORT PAYMENTS		FINES, PENALTIES, ASSESSMENTS AND FORFEITURES						DRUG TASK FORCE
				MUNICIPALITIES (CITIES, VILLAGES, TOWNS & PARK DISTRICTS)						
		CLERK'S OFFICE*	STATE DISBURSEMENT UNIT	ALL EXCEPT DRUG FINES	DRUG FINES	CRIME LABORATORY FUND	CRIME LABORATORY DUI FUND	OTHER **	TOTAL MUNICIPALITIES	
1st	Alexander	4,550	520,483	63,058	0	0	0	2,734	65,792	0
	Jackson	530,276	3,397,967	126,462	180	0	0	18,872	145,514	0
	Johnson	0	777,836	7,674	123	0	0	300	8,097	0
	Massac	27,447	0	76,190	0	0	0	1,032	77,222	350
	Pope	1,000	0	1,447	0	0	0	70	1,517	0
	Pulaski	14,860	401,626	287,804	0	0	0	5,441	293,245	0
	Saline	161,840	2,188,887	41,355	0	0	0	17,107	58,462	0
	Union	72,280	991,995	25,242	488	0	0	2,818	28,548	0
	Williamson	358,915	6,597,707	375,103	1,896	0	0	47,079	424,078	61
1st	Circuit Total	1,171,169	14,876,499	1,004,335	2,687	0	0	95,454	1,102,475	411
2nd	Crawford	76,395	2,026,826	54,704	5,429	0	0	8,188	68,321	0
	Edwards	14,087	553,904	21,385	15	0	0	921	22,321	0
	Franklin	92,836	3,557,916	41,583	0	0	0	4,328	45,911	0
	Gallatin	0	419,152	9,597	0	0	0	722	10,319	0
	Hamilton	26,790	853,518	16,859	739	0	0	2,564	20,163	270
	Hardin	400	187,004	2,957	14	0	0	1,457	4,429	0
	Jefferson	346,530	3,715,701	263,953	0	0	0	17,855	281,809	0
	Lawrence	77,699	1,521,148	21,715	2,000	0	0	3,412	27,128	0
	Richland	206,327	1,434,770	68,262	0	0	0	12,290	80,552	0
	Wabash	33,600	1,215,653	14,614	0	0	0	3,338	17,952	0
	Wayne	35,394	1,374,542	49,101	0	0	0	2,754	51,855	1,000
	White	26,344	1,312,993	41,357	645	0	0	6,402	48,404	0
	2nd	Circuit Total	936,403	18,173,128	606,088	8,842	0	0	64,231	679,161
3rd	Bond	18,875	0	26,386	0	0	0	2,566	28,952	0
	Madison	0	22,033,444	628,651	0	0	0	175,979	804,629	1,653
3rd	Circuit Total	18,875	22,033,444	655,037	0	0	0	178,545	833,582	1,653
4th	Christian	155,141	2,993,689	107,962	4,403	0	0	16,402	128,766	0
	Clay	0	1,376,046	27,375	50	0	0	3,756	31,180	131
	Clinton	0	2,263,560	78,266	3,787	0	0	31,568	113,621	0
	Effingham	105,459	2,861,078	45,582	413	0	0	15,772	61,766	38
	Fayette	39,671	1,590,095	40,898	0	0	0	5,484	46,383	0
	Jasper	54,491	649,355	8,610	2,502	0	0	1,369	12,481	0
	Marion	24,299	4,431,548	133,960	0	0	0	22,554	156,514	0
	Montgomery	0	2,155,631	65,095	1,867	0	0	6,793	73,755	422
	Shelby	201,891	1,926,100	28,250	0	0	0	3,118	31,368	0
4th	Circuit Total	580,952	20,247,102	535,996	13,021	0	0	106,816	655,834	592
5th	Clark	31,133	1,319,013	73,867	0	0	0	4,653	78,520	0
	Coles	237,211	4,094,642	146,615	3,069	3,035	440	37,361	190,520	15,474
	Cumberland	14,361	893,784	44,606	0	0	0	3,019	47,626	0
	Edgar	81,631	1,498,998	44,658	0	0	0	4,948	49,606	0
	Vermilion	125,640	8,299,449	163,480	0	2,900	0	45,833	212,214	102
5th	Circuit Total	489,976	16,105,885	473,227	3,069	5,935	440	95,815	578,485	15,576

\*Includes payments deposited and disbursed and personal checks endorsed without recourse and forwarded to obligee or public office

\*\*Fines, Penalties, Assessments, Charges, and Forfeitures reported to Municipalities, that do not fall under, All Except Drug Fines, Drug Fines, Crime Laboratory Fund, or Crime Laboratory DUI Fund.

# CIRCUIT CLERK DISBURSEMENT OF FUNDS

CIRCUIT	COUNTY	MAINTENANCE AND CHILD SUPPORT PAYMENTS		FINES, PENALTIES, ASSESSMENTS AND FORFEITURES						DRUG TASK FORCE
				MUNICIPALITIES (CITIES, VILLAGES, TOWNS & PARK DISTRICTS)						
		CLERK'S OFFICE*	STATE DISBURSEMENT UNIT	ALL EXCEPT DRUG FINES	DRUG FINES	CRIME LABORATORY FUND	CRIME LABORATORY DUI FUND	OTHER **	TOTAL MUNICIPALITIES	
6th	Champaign	380,319	13,506,891	270,952	3,335	0	27,799	133,212	435,298	0
	DeWitt	23,052	1,368,760	36,756	1,050	0	0	3,204	41,010	535
	Douglas	605,789	1,199,197	85,750	1,449	0	0	16,614	103,812	1,204
	Macon	1,465,990	11,889,200	257,387	7,354	654	0	66,042	331,437	543
	Moultrie	272,413	1,521,270	30,171	0	0	0	4,149	34,320	200
	Piatt	221,254	1,056,626	21,182	0	0	0	1,224	22,406	154
6th	Circuit Total	2,968,817	30,541,944	702,198	13,188	654	27,799	224,445	968,283	2,635
7th	Greene	64,093	1,192,648	25,722	0	0	0	10,005	35,727	0
	Jersey	31,633	1,494,278	53,934	0	0	0	5,270	59,203	0
	Macoupin	240,287	3,255,895	106,319	0	0	7,950	3,174	117,444	81
	Morgan	353,096	3,440,171	88,793	88	0	0	9,030	97,910	0
	Sangamon	3,693,230	18,776,287	333,360	99	3,132	0	78,539	415,130	0
	Scott	1,400	434,200	3,870	0	0	0	132	4,002	0
7th	Circuit Total	4,383,739	28,593,479	611,999	187	3,132	7,950	106,149	729,416	81
8th	Adams	947,794	7,029,732	309,515	2,527	2,289	0	23,895	338,226	4,417
	Brown	96,499	446,612	6,440	0	0	0	1,659	8,099	0
	Calhoun	56,295	236,780	65	0	0	0	0	65	550
	Cass	145,432	1,198,154	23,405	100	0	0	2,289	25,794	0
	Mason	36,168	1,117,225	64,106	686	0	0	3,081	67,872	0
	Menard	62,385	1,019,366	21,028	1,624	0	0	455	23,107	76
	Pike	633,200	1,213,820	22,862	115	0	864	3,843	27,684	0
	Schuyler	237,393	678,098	13,705	947	0	0	2,412	17,064	0
8th	Circuit Total	2,215,166	12,939,786	461,125	6,000	2,289	864	37,634	507,911	5,042
9th	Fulton	358,084	3,774,970	110,549	317	0	7,614	1,899	120,379	299
	Hancock	0	1,740,661	22,592	0	0	0	0	22,592	0
	Henderson	10,169	621,263	12,598	113	0	0	14,837	27,547	0
	Knox	213,340	5,828,215	122,545	1,634	0	1,082	26,570	151,830	125
	McDonough	22,067	2,959,184	91,530	1,208	0	0	20,018	112,757	1,145
	Warren	80,847	1,938,851	49,535	5	0	140	14,517	64,197	29
9th	Circuit Total	684,508	16,863,144	409,349	3,277	0	8,836	77,841	499,303	1,598
10th	Marshall	25,461	1,136,513	8,338	0	0	0	1,294	9,632	0
	Peoria	513,450	19,247,534	478,713	0	0	7,410	2,725	488,848	0
	Putnam	0	398,595	20,828	0	0	0	1,990	22,818	100
	Stark	3,600	575,209	3,702	0	0	0	124	3,826	0
	Tazewell	256,091	14,628,283	633,735	805	0	0	38,968	673,508	817
10th	Circuit Total	798,601	35,986,134	1,145,317	805	0	7,410	45,101	1,198,633	917
11th	Ford	78,064	1,037,914	54,606	196	0	0	6,930	61,732	0
	Livingston	39,852	3,719,753	158,552	20	0	0	20,667	179,239	0
	Logan	222,681	2,232,401	52,734	803	0	0	6,450	59,987	0
	McLean	0	15,889,390	451,191	24,483	90	0	336,785	812,549	17,988
	Woodford	176,643	3,454,353	99,834	296	0	0	7,340	107,470	0
11th	Circuit Total	517,240	26,333,812	816,917	25,798	90	0	378,172	1,220,977	17,988

\*Includes payments deposited and disbursed and personal checks endorsed without recourse and forwarded to obligee or public office

\*\*Fines, Penalties, Assessments, Charges, and Forfeitures reported to Municipalities, that do not fall under, All Except Drug Fines, Drug Fines, Crime Laboratory Fund, or Crime Laboratory DUI Fund.

# CIRCUIT CLERK DISBURSEMENT OF FUNDS

CIRCUIT	COUNTY	MAINTENANCE AND CHILD SUPPORT PAYMENTS		FINES, PENALTIES, ASSESSMENTS AND FORFEITURES						DRUG TASK FORCE
				MUNICIPALITIES (CITIES, VILLAGES, TOWNS & PARK DISTRICTS)						
		CLERK'S OFFICE*	STATE DISBURSEMENT UNIT	ALL EXCEPT DRUG FINES	DRUG FINES	CRIME LABORATORY FUND	CRIME LABORATORY DUI FUND	OTHER **	TOTAL MUNICIPALITIES	
12th	Will	2,598,929	63,148,733	2,480,857	66,924	6,305	0	255,085	2,809,171	43,834
12th	Circuit Total	2,598,929	63,148,733	2,480,857	66,924	6,305	0	255,085	2,809,171	43,834
13th	Bureau	0	3,077,505	33,336	510	0	0	17,571	51,417	11,806
	Grundy	0	6,275,458	157,641	47	0	0	31,549	189,237	0
	LaSalle	10,000	12,918,902	245,253	2,527	0	0	57,607	305,387	3,281
13th	Circuit Total	10,000	22,271,866	436,230	3,083	0	0	106,727	546,040	15,087
14th	Henry	7,077	5,512,975	172,425	3,908	350	0	14,608	191,290	0
	Mercer	1,583,774	1,585,062	6,603	0	0	0	1,279	7,882	0
	Rock Island	2,727,273	16,602,499	424,194	19,686	90	0	72,065	516,035	0
	Whiteside	0	7,330,845	188,163	249	0	0	22,104	210,517	3,356
14th	Circuit Total	4,318,124	31,031,380	791,386	23,843	440	0	110,056	925,725	3,356
15th	Carroll	0	926,546	35,488	0	0	0	4,735	40,223	0
	Jo Daviess	0	1,077,519	63,816	238	0	0	10,576	74,629	0
	Lee	0	3,434,559	144,110	750	0	0	19,067	163,927	300
	Ogle	0	4,855,359	169,665	1,051	0	0	26,562	197,277	752
	Stephenson	500	3,605,369	171,848	560	0	0	15,159	187,566	667
15th	Circuit Total	500	13,899,353	584,927	2,598	0	0	76,099	663,623	1,718
16th	Kane	141,331	42,490,172	2,374,479	42,697	0	0	357,719	2,774,895	62,659
16th	Circuit Total	141,331	42,490,172	2,374,479	42,697	0	0	357,719	2,774,895	62,659
17th	Boone	0	4,498,637	152,013	366	0	0	17,969	170,348	4,570
	Winnebago	0	27,153,434	1,172,800	44,856	0	0	32,963	1,250,619	7,874
17th	Circuit Total	0	31,652,071	1,324,813	45,223	0	0	50,931	1,420,966	12,444
18th	DuPage	0	64,753,835	6,352,836	40,186	0	0	651,971	7,044,993	8,476
18th	Circuit Total	0	64,753,835	6,352,836	40,186	0	0	651,971	7,044,993	8,476
19th	Lake	173,235	43,295,280	3,961,810	13,962	0	0	0	3,975,772	8,918
19th	Circuit Total	173,235	43,295,280	3,961,810	13,962	0	0	0	3,975,772	8,918
20th	Monroe	672,658	2,266,093	121,514	0	0	0	26,507	148,021	0
	Perry	1,069,808	1,559,170	37,896	1,318	0	0	6,150	45,365	20,829
	Randolph	463,528	2,891,777	59,114	3,596	0	0	9,147	71,857	75
	St. Clair	273,112	27,433,828	444,361	2,090	0	0	140,683	587,134	219
	Washington	189,879	0	26,417	1,142	0	0	3,835	31,394	75
20th	Circuit Total	2,668,985	34,150,868	689,303	8,146	0	0	186,321	883,770	21,198
21st	Iroquois	21,000	1,644,925	15,184	527	0	0	2,030	17,741	9
	Kankakee	97,799	9,965,775	225,076	1,390	90	5,563	28,904	261,024	0
21st	Circuit Total	118,799	11,610,700	240,260	1,917	90	5,563	30,935	278,765	9
22nd	McHenry	604,881	27,313,032	1,317,104	11,204	0	0	761,512	2,089,819	735
22nd	Circuit Total	604,881	27,313,032	1,317,104	11,204	0	0	761,512	2,089,819	735
23rd	DeKalb	0	9,257,234	267,666	399	362	0	8,540	276,967	60
	Kendall	0	14,382,538	222,408	1,179	0	0	58,810	282,396	13,342
	Circuit Total	0	23,639,771	490,074	1,577	362	0	67,350	559,363	13,402
	Downstate Total	25,400,230	651,951,419	28,465,665	338,233	19,297	58,861	4,064,907	32,946,963	239,600
Cook	Cook County	508,195	289,413,787	8,101,243	0	18,632	0	0	8,119,875	0
	State Total	25,908,425	941,365,206	36,566,908	338,233	37,929	58,861	4,064,907	41,066,838	239,600

\*Includes payments deposited and disbursed and personal checks endorsed without recourse and forwarded to obligee or public office

\*\*Fines, Penalties, Assessments, Charges, and Forfeitures reported to Municipalities, that do not fall under, All Except Drug Fines, Drug Fines, Crime Laboratory Fund, or Crime Laboratory DUI Fund.

# CIRCUIT CLERK DISBURSEMENT OF FUNDS

CIRCUIT	COUNTY	FINES, PENALTIES, ASSESSMENTS AND FORFEITURES (CONTINUED)											
		TOWNSHIPS AND DISTRICTS				COUNTY							
		ALL EXCEPT DRUG FINES	DRUG FINES	OTHER **	TOTAL TOWNSHIPS AND DISTRICTS	CRIMINAL FINES	TRAFFIC FINES	DRUG FINES	CRIME LAB FUND	CRIME LAB DUI FUND	COUNTY BOATING FUND	OTHER *	TOTAL COUNTY
1st	Alexander	0	0	0	0	82,803	48,225	0	0	0	0	3,256	134,283
	Jackson	966	0	0	966	76,148	37,460	135	0	0	0	14,379	128,122
	Johnson	0	0	0	0	91,045	124,261	964	0	0	0	5,533	221,803
	Massac	0	0	0	0	89,177	247,703	0	0	0	0	7,871	344,751
	Pope	470	0	204	674	20,940	20,152	88	0	0	0	1,785	42,964
	Pulaski	0	0	0	0	47,567	429,253	569	200	0	0	14,477	492,066
	Saline	0	0	0	0	449,915	37,121	2,299	0	0	0	1,021	490,357
	Union	0	0	0	0	127,749	35,110	1,457	20	0	0	3,272	167,608
	Williamson	0	0	0	0	191,737	131,727	1,651	0	0	0	9,240	334,355
1st	Circuit Total	1,436	0	204	1,640	1,177,082	1,111,012	7,163	220	0	0	60,833	2,356,310
2nd	Crawford	0	0	0	0	68,887	20,958	148	0	0	0	6,469	96,463
	Edwards	0	0	0	0	45,615	9,050	53	0	0	0	652	55,370
	Franklin	0	0	0	0	195,628	48,237	877	0	0	0	8,921	253,664
	Gallatin	0	0	0	0	48,799	7,013	127	0	0	0	651	56,591
	Hamilton	0	0	0	0	26,594	17,522	1,871	550	0	0	1,526	48,062
	Hardin	0	0	0	0	37,686	20,224	386	0	0	0	6,298	64,594
	Jefferson	0	0	0	0	116,278	38,084	0	0	0	0	6,391	160,753
	Lawrence	0	0	0	0	68,928	24,146	5,651	0	0	0	1,388	100,113
	Richland	0	0	0	0	93,756	17,557	0	0	0	0	4,607	115,920
	Wabash	0	0	0	0	51,123	16,936	375	0	0	0	1,833	70,267
	Wayne	0	0	0	0	71,047	21,131	366	125	0	0	4,073	96,742
	White	100	0	25	125	89,857	15,533	1,478	0	0	0	1,002	107,870
2nd	Circuit Total	100	0	25	125	914,199	256,391	11,332	675	0	0	43,810	1,226,407
3rd	Bond	0	0	0	0	253,378	153,961	0	0	0	0	266,395	673,733
	Madison	2,553	0	2,105	4,658	164,928	206,314	1,182	0	0	0	1,116,805	1,489,229
3rd	Circuit Total	2,553	0	2,105	4,658	418,306	360,274	1,182	0	0	0	1,383,200	2,162,962
4th	Christian	459	0	0	459	57,121	34,593	3,754	0	0	0	6,091	101,560
	Clay	0	0	0	0	134,174	25,118	711	0	0	0	948	160,951
	Clinton	0	0	0	0	133,718	83,154	225	8,040	0	0	17,662	242,800
	Effingham	0	0	0	0	170,877	48,565	770	12,193	0	0	7,252	239,657
	Fayette	0	0	0	0	55,884	32,668	271	0	0	0	4,393	93,216
	Jasper	68	0	0	68	19,361	19,985	6,530	0	0	0	3,498	49,373
	Marion	0	0	0	0	68,415	40,346	7	0	0	0	300,445	409,213
	Montgomery	175	0	0	175	63,405	23,510	6,132	0	0	0	832	93,879
	Shelby	0	0	0	0	62,494	35,572	579	0	0	0	7,505	106,150
4th	Circuit Total	702	0	0	702	765,449	343,511	18,980	20,233	0	0	348,625	1,496,798
5th	Clark	0	0	0	0	29,170	26,626	0	0	0	0	3,710	59,507
	Coles	1,034	0	6	1,040	224,179	76,939	12,962	1,747	8	0	15,597	331,432
	Cumberland	0	0	0	0	32,190	24,221	0	0	0	0	1,961	58,372
	Edgar	100	0	0	100	65,745	16,759	0	0	0	0	7,467	89,970
	Vermilion	1,803	0	220	2,023	154,768	102,298	773	3,946	0	0	42,414	304,199
5th	Circuit Total	2,937	0	226	3,163	506,052	246,844	13,735	5,693	8	0	71,149	843,480

\*\*Fines, Penalties, Assessments, Charges, and Forfeitures reported to Townships and Districts, that do not fall under, All Except Drug Fines or Drug Fines.

\*Fines, Penalties, Assessments, Charges, and Forfeitures reported to Counties, that do not fall under, Criminal Fines, Traffic Fines, Drug Fines, Crime Lab Fund, Crime Lab DUI Fund, or County Boating Fund. Includes Percentage Distribution to County General Corporate Fund.



# CIRCUIT CLERK DISBURSEMENT OF FUNDS

CIRCUIT	COUNTY	FINES, PENALTIES, ASSESSMENTS AND FORFEITURES (CONTINUED)											
		TOWNSHIPS AND DISTRICTS				COUNTY							
		ALL EXCEPT DRUG FINES	DRUG FINES	OTHER **	TOTAL TOWNSHIPS AND DISTRICTS	CRIMINAL FINES	TRAFFIC FINES	DRUG FINES	CRIME LAB FUND	CRIME LAB DUI FUND	COUNTY BOATING FUND	OTHER *	TOTAL COUNTY
6th	Champaign	313	0	54	367	19,296	128,250	4,344	7,701	0	0	26,311	185,903
	DeWitt	20,765	0	0	20,765	33,214	22,921	1,557	0	0	0	3,396	61,088
	Douglas	350	0	1	351	81,910	45,195	20,647	0	0	0	200,051	347,803
	Macon	14,843	0	14	14,857	276,168	53,301	17,561	87	0	0	23,043	370,160
	Moultrie	0	0	0	0	27,396	60,663	267	0	0	0	8,130	96,455
	Piatt	0	0	0	0	21,743	27,146	7,914	472	0	0	6,964	64,239
6th	Circuit Total	36,271	0	69	36,340	459,727	337,477	52,290	8,260	0	0	267,895	1,125,649
7th	Greene	0	0	0	0	73,250	28,381	0	0	0	0	5,105	106,736
	Jersey	0	0	0	0	57,757	111,384	0	0	0	0	18,762	187,902
	Macoupin	0	0	307	307	81,923	29,365	0	0	3,439	0	2,470	117,197
	Morgan	0	0	0	0	145,684	25,893	66	0	0	0	9,394	181,036
	Sangamon	5,102	0	2,244	7,346	4,455	55,212	341	0	0	0	2,091,104	2,151,111
	Scott	0	0	0	0	15,598	5,654	0	0	0	0	446	21,698
7th	Circuit Total	5,102	0	2,551	7,653	378,666	255,889	406	0	3,439	0	2,127,280	2,765,680
8th	Adams	0	0	0	0	66,731	63,123	2,491	341	0	0	11,864	144,550
	Brown	0	0	0	0	7,081	22,417	150	0	0	0	1,539	31,188
	Calhoun	0	0	0	0	15,084	19,960	0	0	0	0	1,399	36,443
	Cass	0	0	0	0	40,492	47,489	237	0	0	0	4,878	93,096
	Mason	0	0	0	0	52,109	44,823	786	0	0	0	4,958	102,676
	Menard	0	0	0	0	26,844	26,525	4,227	0	0	0	1,554	59,150
	Pike	0	0	0	0	315,740	39,689	12,442	36,891	0	0	144,429	549,191
	Schuyler	0	0	0	0	10,381	21,132	108	0	0	0	2,549	34,170
8th	Circuit Total	0	0	0	0	534,462	285,158	20,440	37,232	0	0	173,170	1,050,462
9th	Fulton	0	0	0	0	104,868	2,415	1,733	0	0	0	205,828	314,844
	Hancock	0	0	0	0	66,711	68,263	2,020	206	40	0	37,758	174,998
	Henderson	0	0	0	0	45,761	49,101	355	0	0	0	26,443	121,659
	Knox	0	0	0	0	115,499	42,697	1,289	0	0	0	441,039	600,524
	McDonough	1,900	0	0	1,900	202,996	73,818	2,840	0	0	0	12,787	292,442
	Warren	0	0	0	0	79,005	45,888	543	0	0	0	131,935	257,371
9th	Circuit Total	1,900	0	0	1,900	614,840	282,182	8,780	206	40	0	855,791	1,761,839
10th	Marshall	0	0	0	0	8,288	20,429	75	0	0	0	12,698	41,490
	Peoria	138	0	0	138	236,967	80,423	8,786	0	1,348	0	137,156	464,679
	Putnam	0	0	0	0	15,990	32,412	0	0	0	0	10,360	58,763
	Stark	0	0	0	0	13,064	66,892	158	0	0	0	3,058	83,172
	Tazewell	0	0	0	0	320,506	129,578	5,300	0	0	0	73,351	528,736
10th	Circuit Total	138	0	0	138	594,815	329,734	14,319	0	1,348	0	236,623	1,176,839
11th	Ford	0	0	0	0	111,236	41,771	686	0	0	0	1,848	155,539
	Livingston	9,292	0	0	9,292	97,929	60,673	22,843	0	0	0	666	182,109
	Logan	40	0	0	40	106,012	54,694	5,809	0	0	0	9,996	176,511
	McLean	3,077	0	250	3,327	401,258	180,313	29,545	0	0	0	994,623	1,605,739
	Woodford	0	0	4	4	143,636	103,072	169	44,436	0	0	37,309	328,621
11th	Circuit Total	12,409	0	254	12,663	860,070	440,522	59,051	44,436	0	0	1,044,441	2,448,520

\*\*Fines, Penalties, Assessments, Charges, and Forfeitures reported to Townships and Districts, that do not fall under, All Except Drug Fines or Drug Fines.

\*Fines, Penalties, Assessments, Charges, and Forfeitures reported to Counties, that do not fall under, Criminal Fines, Traffic Fines, Drug Fines, Crime Lab Fund, Crime Lab DUI Fund, or County Boating Fund. Includes Percentage Distribution to County General Corporate Fund.

# CIRCUIT CLERK DISBURSEMENT OF FUNDS

CIRCUIT	COUNTY	FINES, PENALTIES, ASSESSMENTS AND FORFEITURES (CONTINUED)											
		TOWNSHIPS AND DISTRICTS				COUNTY							
		ALL EXCEPT DRUG FINES	DRUG FINES	OTHER **	TOTAL TOWNSHIPS AND DISTRICTS	CRIMINAL FINES	TRAFFIC FINES	DRUG FINES	CRIME LAB FUND	CRIME LAB DUI FUND	COUNTY BOATING FUND	OTHER *	TOTAL COUNTY
12th	Will	58,970	0	0	58,970	786,855	445,597	201,428	0	0	0	8,024,140	9,458,020
12th	Circuit Total	58,970	0	0	58,970	786,855	445,597	201,428	0	0	0	8,024,140	9,458,020
13th	Bureau	0	0	0	0	212,263	37,728	9,236	0	0	0	40,369	299,596
	Grundy	0	0	0	0	81,970	157,212	368	0	0	0	26,684	266,233
	LaSalle	15,574	16	0	15,590	65,120	59,853	27,873	0	0	0	1,242,873	1,395,719
13th	Circuit Total	15,574	16	0	15,590	359,352	254,793	37,477	0	0	0	1,309,926	1,961,548
14th	Henry	0	0	0	0	237,111	51,785	2,365	129	325	0	6,508	298,222
	Mercer	0	0	0	0	51,452	47,162	2,221	0	0	0	3,621	104,456
	Rock Island	0	0	0	0	123,595	132,005	26,788	225	0	0	28,292	310,906
	Whiteside	235	0	650	885	274,443	104,965	4,707	0	0	0	12,619	396,734
14th	Circuit Total	235	0	650	885	686,602	335,918	36,080	354	325	0	51,041	1,110,319
15th	Carroll	0	0	0	0	22,085	39,201	0	903	0	0	3,549	65,738
	Jo Daviess	0	0	0	0	42,792	101,644	909	0	0	0	8,667	154,012
	Lee	170	0	0	170	110,010	103,744	7,118	0	10,359	0	4,268	235,499
	Ogle	0	0	0	0	62,974	359,907	8,018	0	0	0	24,541	455,440
	Stephenson	4,254	0	14	4,268	193,435	102,774	880	12,608	0	0	16,084	325,780
15th	Circuit Total	4,424	0	14	4,438	431,296	707,271	16,925	13,511	10,359	0	57,108	1,236,470
16th	Kane	30,615	0	0	30,615	618,359	973	55,050	0	23,435	0	224,826	922,643
16th	Circuit Total	30,615	0	0	30,615	618,359	973	55,050	0	23,435	0	224,826	922,643
17th	Boone	3,165	0	0	3,165	296,558	163,858	13,398	0	0	0	338,794	812,608
	Winnebago	1,475	0	0	1,475	1,207,277	245,441	147,042	0	0	0	116,359	1,716,119
17th	Circuit Total	4,640	0	0	4,640	1,503,835	409,298	160,440	0	0	0	455,153	2,528,727
18th	DuPage	297,024	1,923	994	299,940	1,272,277	185,331	69,311	63,550	0	0	9,718,280	11,308,749
18th	Circuit Total	297,024	1,923	994	299,940	1,272,277	185,331	69,311	63,550	0	0	9,718,280	11,308,749
19th	Lake	0	0	0	0	123,493	3,675,072	61,581	4,571	119,834	2,336	139,612	4,126,498
19th	Circuit Total	0	0	0	0	123,493	3,675,072	61,581	4,571	119,834	2,336	139,612	4,126,498
20th	Monroe	185	0	0	185	99,122	40,061	101	0	0	0	27,508	166,792
	Perry	0	0	0	0	64,283	13,392	1,707	0	0	0	11,380	90,762
	Randolph	0	0	0	0	134,852	16,274	428	0	0	0	17,787	169,341
	St. Clair	3,323	0	474	3,797	48,403	41,864	10,783	1,403	0	0	54,544	156,997
	Washington	0	0	242	242	106,555	32,289	1,931	0	0	0	3,789	144,565
20th	Circuit Total	3,508	0	716	4,224	453,215	143,881	14,950	1,403	0	0	115,008	728,458
21st	Iroquois	0	0	0	0	31,381	29,704	1,154	0	0	0	3,922	66,162
	Kankakee	20,629	0	0	20,629	102,847	103,881	5	0	0	0	135,048	341,782
21st	Circuit Total	20,629	0	0	20,629	134,229	133,585	1,159	0	0	0	138,970	407,943
22nd	McHenry	33,854	0	0	33,854	398,810	347,113	35,730	500	0	550	673,362	1,456,064
22nd	Circuit Total	33,854	0	0	33,854	398,810	347,113	35,730	500	0	550	673,362	1,456,064
23rd	DeKalb	14,921	0	0	14,921	243,754	37,973	920	0	0	0	406,618	689,265
	Kendall	17,013	0	13,924	30,936	270,300	69,340	595	0	0	0	27,841	368,076
23rd	Circuit Total	31,934	0	13,924	45,858	514,054	107,313	1,516	0	0	0	434,459	1,057,342
	Downstate Total	564,956	1,939	21,731	588,627	14,506,043	10,995,139	899,325	200,845	158,786	2,886	27,954,704	54,717,728
Cook	Cook County	0	0	49,935	49,935	17,836	0	0	0	0	0	12,308,494	12,326,330
	State Total	564,956	1,939	71,666	638,562	14,523,879	10,995,139	899,325	200,845	158,786	2,886	40,263,198	67,044,058

\*\*Fines, Penalties, Assessments, Charges, and Forfeitures reported to Townships and Districts, that do not fall under, All Except Drug Fines or Drug Fines.

\*Fines, Penalties, Assessments, Charges, and Forfeitures reported to Counties, that do not fall under, Criminal Fines, Traffic Fines, Drug Fines, Crime Lab Fund, Crime Lab DUI Fund, or County Boating Fund. Includes Percentage Distribution to County General Corporate Fund.

# CIRCUIT CLERK DISBURSEMENT OF FUNDS

CIRCUIT	COUNTY	FINES, PENALTIES, ASSESSMENTS AND FORFEITURES (CONTINUED)							
		STATE							
		DNR FUNDS TOTAL	ROAD FUND	STATE TOLL HIGHWAY AUTHORITY FUND	DRUG TRAFFIC PREVENTION FUND	STATE CRIME LABORATORY FUND	VIOLENT CRIME VICTIMS ASSISTANCE FUND	TRAFFIC AND CRIMINAL CONVICTION SURCHARGE	DRIVERS EDUCATION FUND
1st	Alexander	803	2,452	0	0	2,790	9,417	16,417	5,903
	Jackson	11,655	0	0	0	17,976	21,989	36,112	6,259
	Johnson	2,435	500	0	9	4,061	13,828	23,572	7,900
	Massac	2,632	0	0	0	8,316	24,916	36,342	11,813
	Pope	3,585	0	0	0	1,928	3,292	4,782	1,261
	Pulaski	2,237	0	0	0	12,701	22,306	77,982	20,801
	Saline	1,573	850	0	0	5,540	7,562	9,730	5,800
	Union	6,008	1,900	0	50	8,072	13,954	15,677	4,265
	Williamson	9,112	754,975	0	188	8,817	43,384	114,964	16,791
2nd	Circuit Total	40,039	760,677	0	247	70,201	160,647	335,579	80,792
2nd	Crawford	1,276	0	0	0	3,741	8,275	9,729	2,168
	Edwards	0	1,330	0	15	2,050	3,815	5,138	1,769
	Franklin	2,036	0	0	0	9,867	28,651	22,326	5,116
	Gallatin	280	862	0	0	1,333	5,202	3,941	1,309
	Hamilton	3,701	0	0	25	5,026	8,131	6,963	1,460
	Hardin	120	45	0	0	3,255	4,426	4,042	873
	Jefferson	444	0	0	0	14,726	18,150	14,306	4,108
	Lawrence	2,293	0	0	0	6,770	14,186	6,768	1,340
	Richland	1,395	0	0	0	5,281	11,912	10,776	2,022
	Wabash	350	912	0	0	4,539	6,508	5,514	1,661
	Wayne	2,440	0	0	0	1,337	11,009	14,302	4,939
	White	350	1,845	0	103	7,310	21,098	18,095	3,858
	Circuit Total	14,685	4,994	0	143	65,234	141,364	121,900	30,622
3rd	Bond	1,706	0	0	0	4,129	15,520	28,717	8,365
	Madison	0	94,073	0	0	6,953	150,890	188,451	31,473
3rd	Circuit Total	1,706	94,073	0	0	11,082	166,410	217,168	39,839
4th	Christian	930	0	0	208	9,056	16,853	18,531	5,153
	Clay	1,645	0	0	0	8,058	14,316	9,901	3,391
	Clinton	3,016	0	0	0	14,377	30,310	23,250	5,043
	Effingham	2,244	0	0	190	2,847	32,538	27,043	7,462
	Fayette	2,567	217,687	0	250	10,886	17,927	27,582	3,828
	Jasper	400	419	0	0	2,851	6,008	6,133	1,271
	Marion	6,456	0	0	10	11,193	29,654	32,325	6,808
	Montgomery	4,144	24,668	0	125	14,880	27,926	60,432	10,714
	Shelby	4,501	0	0	10	645	11,285	10,306	2,155
	Circuit Total	25,902	242,774	0	792	74,792	186,817	215,503	45,826
5th	Clark	870	112,314	0	0	800	9,226	17,273	3,508
	Coles	542	0	0	343	15,338	33,233	31,708	6,989
	Cumberland	200	0	0	0	2,183	7,894	10,031	2,511
	Edgar	300	520	0	0	1,700	7,686	7,812	1,556
	Vermilion	547	0	0	0	11,966	74,124	46,191	10,214
5th	Circuit Total	2,459	112,834	0	343	31,987	132,162	113,015	24,778

# CIRCUIT CLERK DISBURSEMENT OF FUNDS

CIRCUIT	COUNTY	FINES, PENALTIES, ASSESSMENTS AND FORFEITURES (CONTINUED)							
		STATE							
		DNR FUNDS TOTAL	ROAD FUND	STATE TOLL HIGHWAY AUTHORITY FUND	DRUG TRAFFIC PREVENTION FUND	STATE CRIME LABORATORY FUND	VIOLENT CRIME VICTIMS ASSISTANCE FUND	TRAFFIC AND CRIMINAL CONVICTION SURCHARGE	DRIVERS EDUCATION FUND
6th	Champaign	144,932	0	0	4,315	4,437	63,684	1,356	25,440
	DeWitt	2,048	0	0	0	2,833	10,982	13,300	3,650
	Douglas	0	1,075	0	4,261	12,348	19,633	22,697	9,302
	Macon	412	1,564	0	34	30,775	65,254	64,466	15,191
	Moultrie	270	0	0	25	5,474	7,717	11,197	2,049
	Piatt	1,000	0	0	0	2,877	7,871	8,832	2,482
6th	Circuit Total	148,662	2,639	0	8,634	58,744	175,140	121,848	58,114
7th	Greene	1,512	0	0	0	4,100	10,809	7,806	1,526
	Jersey	8,318	0	0	0	0	28,006	35,011	5,856
	Macoupin	202	1,680	0	69	8,091	32,965	1,171	10,278
	Morgan	405	0	0	25	3,001	18,656	17,875	2,986
	Sangamon	346	246,348	0	0	18,944	70,120	161,828	29,806
	Scott	75	2,496	0	0	100	4,008	6,249	1,632
7th	Circuit Total	10,857	250,524	0	94	34,236	164,563	229,942	52,084
8th	Adams	851	5,500	0	0	33,105	62,373	52,935	13,219
	Brown	0	0	0	25	1,298	3,590	5,441	1,548
	Calhoun	6,141	0	0	0	2,976	4,779	3,653	988
	Cass	553	0	0	100	7,690	11,962	14,507	4,666
	Mason	2,335	0	0	0	1,030	12,352	12,112	2,952
	Menard	446	0	0	13	2,999	7,063	5,842	1,064
	Pike	2,525	12,043	0	0	11,181	30,396	1,116	7,884
	Schuyler	1,000	0	0	176	5,755	9,600	9,465	3,188
8th	Circuit Total	13,850	17,543	0	314	66,035	142,114	105,071	35,508
9th	Fulton	5,578	480	0	0	11,906	31,438	20,495	3,916
	Hancock	0	22	0	0	3,816	10,927	12,582	3,324
	Henderson	3,225	4,155	0	4,419	8,339	18,640	24,060	5,486
	Knox	2,125	5,000	0	137	11,164	45,926	34,118	9,599
	McDonough	328	520	0	350	5,610	33,539	24,997	5,368
	Warren	111	4,403	0	234	8,828	13,820	15,455	2,945
9th	Circuit Total	11,366	14,579	0	5,140	49,662	154,290	131,708	30,638
10th	Marshall	1,294	3,000	0	0	2,520	3,042	4,161	770
	Peoria	623	11,172	0	413	2,962	11,813	87,355	95,992
	Putnam	2,412	2,146	0	25	2,550	3,859	6,887	1,369
	Stark	0	0	0	0	907	5,830	7,036	1,357
	Tazewell	5,276	3,000	0	0	19,977	78,368	156,466	32,793
10th	Circuit Total	9,605	19,318	0	438	28,917	102,912	261,905	132,281
11th	Ford	420	0	0	0	2,377	9,215	10,606	2,396
	Livingston	5,349	0	0	25	19,485	31,872	0	7,505
	Logan	1,000	0	0	950	7,318	18,836	19,840	4,364
	McLean	233	263,469	0	1,076	57,889	137,139	189,029	39,732
	Woodford	1,272	5,461	0	0	17,652	21,785	27,732	7,341
11th	Circuit Total	8,274	268,930	0	2,051	104,721	218,847	247,207	61,338

# CIRCUIT CLERK DISBURSEMENT OF FUNDS

CIRCUIT	COUNTY	FINES, PENALTIES, ASSESSMENTS AND FORFEITURES (CONTINUED)							
		STATE							
		DNR FUNDS TOTAL	ROAD FUND	STATE TOLL HIGHWAY AUTHORITY FUND	DRUG TRAFFIC PREVENTION FUND	STATE CRIME LABORATORY FUND	VIOLENT CRIME VICTIMS ASSISTANCE FUND	TRAFFIC AND CRIMINAL CONVICTION SURCHARGE	DRIVERS EDUCATION FUND
12th	Will	0	0	2,160	15,891	120,820	357,905	722,076	143,948
12th	Circuit Total	0	0	2,160	15,891	120,820	357,905	722,076	143,948
13th	Bureau	2,085	19,473	0	0	3,262	18,792	21,045	3,543
	Grundy	1,579	330	0	70	37,020	36,042	51,969	12,375
	LaSalle	6,397	12,811	0	30,506	26,055	66,621	112,905	19,750
13th	Circuit Total	10,060	32,614	0	30,576	66,337	121,454	185,919	35,668
14th	Henry	0	2,470	0	0	11,247	32,212	45,119	11,124
	Mercer	4,718	0	0	0	6,224	12,614	7,962	3,433
	Rock Island	8,001	365,302	0	1,387	43,286	82,602	140,686	23,563
	Whiteside	1,937	17,923	0	1,941	19,465	38,877	60,815	19,213
14th	Circuit Total	14,655	385,695	0	3,327	80,222	166,305	254,582	57,334
15th	Carroll	1,162	0	0	0	5,944	10,733	13,251	3,053
	Jo Daviess	1,670	3,195	0	0	4,756	13,005	22,922	7,645
	Lee	4,645	0	0	25	1,748	30,596	40,372	10,554
	Ogle	2,373	7,875	0	450	26,577	51,913	81,148	18,126
	Stephenson	2,283	2,483	0	5	11,350	54,148	53,734	11,016
15th	Circuit Total	12,133	13,553	0	480	50,375	160,395	211,427	50,394
16th	Kane	224	0	23	0	99,280	223,169	0	75,722
16th	Circuit Total	224	0	23	0	99,280	223,169	0	75,722
17th	Boone	250	4,530	0	5,451	32,199	41,924	55,822	16,020
	Winnebago	4,366	385	0	0	96,065	158,168	0	60,173
17th	Circuit Total	4,616	4,914	0	5,451	128,264	200,091	55,822	76,193
18th	DuPage	1,409	6,984	2,529	3,603	119,869	437,140	931,608	220,242
18th	Circuit Total	1,409	6,984	2,529	3,603	119,869	437,140	931,608	220,242
19th	Lake	8,633	0	0	0	9,386	0	258,530	143
19th	Circuit Total	8,633	0	0	0	9,386	0	258,530	143
20th	Monroe	5,331	0	0	14	27,214	24,989	41,048	9,374
	Perry	3,046	0	0	0	11,222	13,559	14,254	2,792
	Randolph	2,655	0	0	0	2,469	8,594	21,978	3,713
	St. Clair	79	198,414	0	0	50,301	106,981	0	30,263
	Washington	1,242	0	0	0	4,204	10,373	12,953	2,628
20th	Circuit Total	12,353	198,414	0	14	95,411	164,496	90,232	48,770
21st	Iroquois	1,492	52,420	0	506	7,127	15,693	25,448	6,352
	Kankakee	1,143	0	0	0	37,789	55,253	78,580	20,161
21st	Circuit Total	2,635	52,420	0	506	44,916	70,946	104,027	26,513
22nd	McHenry	2,740	217	0	188	36,399	201,958	340,833	74,172
22nd	Circuit Total	2,740	217	0	188	36,399	201,958	340,833	74,172
23rd	DeKalb	1,618	1,404	810	0	22,111	53,036	0	13,961
	Kendall	1,010	0	0	0	17,146	44,999	103,574	15,790
23rd	Circuit Total	2,628	1,404	810	0	39,256	98,035	103,574	29,751
	Downstate Total	359,492	2,485,100	5,522	78,233	1,486,147	3,947,164	5,359,476	1,430,670
Cook	Cook County	0	55	0	274	79,997	486,102	739,663	160,390
	State Total	359,492	2,485,155	5,522	78,507	1,566,144	4,433,267	6,099,139	1,591,060

# CIRCUIT CLERK DISBURSEMENT OF FUNDS

CIRCUIT	COUNTY	FINES, PENALTIES, ASSESSMENTS AND FORFEITURES (CONTINUED)							
		STATE							
		DOMESTIC VIOLENCE SHELTER AND SERVICE FUND	DRUG TREATMENT FUND	CHILD ABUSE PREVENTION FUND	SEXUAL ASSAULT SERVICES FUND	TRAUMA CENTER FUND	% DISTRIBUTION: UNDER \$55 FUND	% DISTRIBUTION: \$55 AND OVER FUND	GENERAL REVENUE FUND
1st	Alexander	424	3,748	0	0	1,000	0	914	2,384
	Jackson	3,377	13,140	0	3,302	7,495	0	2,289	1,854
	Johnson	380	11,819	0	300	3,055	0	711	2,660
	Massac	2,128	29,335	0	200	4,058	0	7,223	8,090
	Pope	163	1,339	0	200	463	0	65	1,193
	Pulaski	800	2,626	0	800	1,445	0	2,931	460
	Saline	820	8,670	0	218	2,215	0	156	0
	Union	1,057	24,007	0	692	4,048	0	63	3,638
	Williamson	1,727	18,303	0	518	11,921	0	1,556	17,652
2nd	Circuit Total	10,876	112,987	0	6,230	35,700	0	15,909	37,932
2nd	Crawford	0	979	0	423	2,944	0	139	4,507
	Edwards	428	3,654	0	0	1,107	0	48	1,002
	Franklin	2,350	48,007	1,000	652	6,156	0	419	5,477
	Gallatin	100	2,655	0	200	414	0	18	0
	Hamilton	1,270	19,964	0	0	2,543	0	68	2,771
	Hardin	1,093	15,260	0	0	200	0	1,526	320
	Jefferson	1,833	19,707	0	200	6,439	0	594	4,536
	Lawrence	1,253	39,326	0	600	1,769	0	54	2,130
	Richland	525	29,278	0	276	5,807	0	67	5,888
	Wabash	218	6,860	0	472	2,517	0	65	3,066
	Wayne	200	20,434	0	180	3,240	0	337	808
	White	3,526	34,595	0	600	3,261	0	478	1,430
	Circuit Total	12,795	240,719	1,000	3,602	36,396	0	3,811	31,935
3rd	Bond	1,372	18,110	0	1,000	3,653	0	426	8,776
	Madison	21,779	85,708	0	1,634	45,088	0	12,344	6,376
3rd	Circuit Total	23,151	103,818	0	2,634	48,741	0	12,770	15,152
4th	Christian	952	31,334	0	784	5,711	0	714	4,189
	Clay	1,529	31,357	0	600	3,137	0	131	808
	Clinton	1,827	21,941	0	0	5,567	0	326	239
	Effingham	2,819	74,476	0	200	11,993	0	549	3,616
	Fayette	1,263	68,965	0	634	5,779	0	1,327	2,942
	Jasper	200	9,523	0	400	2,332	0	66	2,188
	Marion	2,145	40,305	0	400	6,503	0	442	2,320
	Montgomery	593	54,495	0	492	8,144	0	218	1,787
	Shelby	772	14,728	0	700	3,187	0	208	2,220
	Circuit Total	12,099	347,125	0	4,210	52,352	0	3,979	20,309
5th	Clark	850	4,618	0	0	2,271	0	204	874
	Coles	2,815	50,307	0	3,075	12,680	0	1,314	8,600
	Cumberland	200	3,887	0	300	1,302	0	165	407
	Edgar	451	5,347	0	400	1,444	0	0	0
	Vermilion	8,555	75,901	0	7,221	17,293	0	9,878	6,715
5th	Circuit Total	12,871	140,060	0	10,996	34,990	0	11,562	16,595

# CIRCUIT CLERK DISBURSEMENT OF FUNDS

CIRCUIT	COUNTY	FINES, PENALTIES, ASSESSMENTS AND FORFEITURES (CONTINUED)							
		STATE							
		DOMESTIC VIOLENCE SHELTER AND SERVICE FUND	DRUG TREATMENT FUND	CHILD ABUSE PREVENTION FUND	SEXUAL ASSAULT SERVICES FUND	TRAUMA CENTER FUND	% DISTRIBUTION: UNDER \$55 FUND	% DISTRIBUTION: \$55 AND OVER FUND	GENERAL REVENUE FUND
6th	Champaign	2,435	25,089	0	1,860	25,641	0	2,287	15,721
	DeWitt	704	15,855	0	1,000	2,690	0	174	1,813
	Douglas	1,198	33,720	0	309	9,079	0	262	9,394
	Macon	10,219	40,720	0	9,180	21,244	0	3,036	22,384
	Moultrie	825	6,184	0	0	3,959	0	191	1,506
	Piatt	1,114	7,637	0	490	3,111	0	141	2,926
6th	Circuit Total	16,495	129,205	0	12,840	65,724	0	6,092	53,744
7th	Greene	299	19,024	0	400	4,050	0	696	2,021
	Jersey	100	36,993	0	200	13,912	0	214	4,479
	Macoupin	540	26,240	0	600	9,190	0	1,193	7,939
	Morgan	366	39,581	0	0	6,071	0	2,966	0
	Sangamon	7,572	49,633	0	1,307	27,197	0	2,264	5,192
	Scott	0	8,330	0	0	800	0	65	0
7th	Circuit Total	8,877	179,800	0	2,507	61,220	0	7,398	19,631
8th	Adams	8,977	82,500	0	7,685	13,823	0	397	3,233
	Brown	0	3,010	0	0	610	0	77	50
	Calhoun	58	8,927	0	0	1,686	0	53	924
	Cass	516	21,947	0	694	4,200	0	18	1,040
	Mason	1,496	16,360	0	0	3,225	0	283	2,226
	Menard	993	14,126	0	200	2,343	0	21	3,230
	Pike	8,351	72,519	0	632	9,982	0	252	7,004
	Schuyler	850	16,631	0	386	4,084	0	37	582
8th	Circuit Total	21,242	236,020	0	9,597	39,953	0	1,137	18,290
9th	Fulton	4,086	25,279	0	1,074	8,502	0	14,899	56,017
	Hancock	1,855	16,580	0	686	5,114	0	111	7,661
	Henderson	200	15,588	0	0	9,558	0	1,225	10,555
	Knox	3,390	46,531	0	200	11,299	0	462	818
	McDonough	1,553	44,256	0	5,320	10,860	0	265	6,832
	Warren	5,011	19,904	0	733	4,062	0	65	4,700
9th	Circuit Total	16,095	168,138	0	8,013	49,394	0	17,027	86,582
10th	Marshall	300	3,793	0	0	1,300	0	768	0
	Peoria	15,833	102,549	678	894	29,076	0	23,467	17,532
	Putnam	200	1,500	0	0	1,700	0	111	0
	Stark	269	1,830	0	0	1,048	0	35	567
	Tazewell	1,689	43,922	0	12,808	23,473	0	1,847	21,319
10th	Circuit Total	18,291	153,594	678	13,702	56,597	0	26,228	39,418
11th	Ford	800	13,618	0	0	3,580	0	242	1,699
	Livingston	2,618	49,458	0	3,000	11,236	0	299	4,313
	Logan	3,425	14,247	0	180	4,830	0	2,171	2,565
	McLean	14,539	142,977	93	1,740	63,497	0	5,843	32,077
	Woodford	2,608	32,526	0	1,700	8,151	0	264	1,812
11th	Circuit Total	23,991	252,825	93	6,620	91,294	0	8,820	42,467

# CIRCUIT CLERK DISBURSEMENT OF FUNDS

CIRCUIT	COUNTY	FINES, PENALTIES, ASSESSMENTS AND FORFEITURES (CONTINUED)							
		STATE							
		DOMESTIC VIOLENCE SHELTER AND SERVICE FUND	DRUG TREATMENT FUND	CHILD ABUSE PREVENTION FUND	SEXUAL ASSAULT SERVICES FUND	TRAUMA CENTER FUND	% DISTRIBUTION: UNDER \$55 FUND	% DISTRIBUTION: \$55 AND OVER FUND	GENERAL REVENUE FUND
12th	Will	10,162	321,810	0	15,594	108,711	0	33,292	13,711
12th	Circuit Total	10,162	321,810	0	15,594	108,711	0	33,292	13,711
13th	Bureau	3,539	32,444	0	200	7,392	0	394	722
	Grundy	1,041	50,538	0	600	19,142	0	815	9,313
	LaSalle	8,533	58,318	0	7,527	28,946	0	8,195	8,712
13th	Circuit Total	13,113	141,300	0	8,327	55,479	0	9,404	18,747
14th	Henry	2,373	14,770	13,015	2,243	9,282	0	210	11,853
	Mercer	2,815	10,462	0	200	2,605	0	116	3,502
	Rock Island	6,065	95,216	0	771	45,811	0	3,372	42,831
	Whiteside	1,409	32,312	0	2,555	10,129	0	381	20,360
14th	Circuit Total	12,662	152,760	13,015	5,769	67,827	0	4,079	78,545
15th	Carroll	811	23,963	0	400	4,246	0	167	190
	Jo Daviess	2,619	4,838	0	0	4,127	0	136	778
	Lee	5,247	32,684	0	1,343	10,794	0	549	13,478
	Ogle	6,007	37,009	0	1,490	20,156	0	407	5,752
	Stephenson	14,241	28,535	0	487	11,072	0	706	9,692
15th	Circuit Total	28,925	127,029	0	3,719	50,395	0	1,965	29,890
16th	Kane	27,304	181,445	100	6,848	118,575	0	78,006	100,609
16th	Circuit Total	27,304	181,445	100	6,848	118,575	0	78,006	100,609
17th	Boone	3,595	45,095	0	3,758	16,201	0	457	8,664
	Winnebago	23,943	136,111	0	18,249	53,703	0	50,414	6,800
17th	Circuit Total	27,539	181,206	0	22,007	69,904	0	50,870	15,465
18th	DuPage	24,283	314,012	0	1,479	178,813	0	202,113	45,312
18th	Circuit Total	24,283	314,012	0	1,479	178,813	0	202,113	45,312
19th	Lake	112,728	9,788	122,417	0	4,218	117,744	0	2,512
19th	Circuit Total	112,728	9,788	122,417	0	4,218	117,744	0	2,512
20th	Monroe	200	48,021	0	300	9,050	0	21	3,369
	Perry	1,385	8,366	0	0	4,025	0	124	7,913
	Randolph	209	1,650	0	0	5,322	0	215	600
	St. Clair	12,422	95,266	0	1,249	37,477	489	16,121	18,561
	Washington	403	11,513	0	250	2,345	0	319	1,123
20th	Circuit Total	14,618	164,816	0	1,799	58,219	489	16,801	31,565
21st	Iroquois	1,094	11,045	0	200	5,187	0	478	7,340
	Kankakee	11,181	52,510	2,000	820	17,280	0	23,957	13,714
21st	Circuit Total	12,275	63,555	2,000	1,020	22,467	0	24,435	21,054
22nd	McHenry	30,730	154,399	0	6,718	78,760	0	2,439	7,540
22nd	Circuit Total	30,730	154,399	0	6,718	78,760	0	2,439	7,540
23rd	DeKalb	10,235	41,007	0	4,396	19,796	0	34,195	22,163
	Kendall	18,399	52,651	0	1,360	16,561	0	7,455	14,468
23rd	Circuit Total	28,634	93,657	0	5,756	36,357	0	41,650	36,631
	Downstate Total	519,753	3,970,068	139,303	159,987	1,422,086	118,233	579,786	783,636
Cook	Cook County	10,436	118,615	520	719	210,422	51,298	13,689	134,639
	State Total	530,189	4,088,683	139,823	160,706	1,632,508	169,531	593,475	918,275



# CIRCUIT CLERK DISBURSEMENT OF FUNDS

CIRCUIT	COUNTY	FINES, PENALTIES, ASSESSMENTS AND FORFEITURES (CONTINUED)							
		STATE							
		EMS ASSISTANCE FUND	YOUTH DRUG ABUSE PREVENTION FUND	SECRETARY OF STATE EVIDENCE FUND	ILLINOIS CHARITY BUREAU FUND	TRANSPORTATION REGULATORY FUND	PROFESSIONAL REGULATION EVIDENCE FUND	GENERAL PROFESSIONS DEDICATED FUND	LOBBYIST REGISTRATION ADMINISTRATION FUND
1st	Alexander	0	38	0	0	0	0	0	0
	Jackson	0	45	0	0	0	0	0	0
	Johnson	0	237	0	0	0	0	0	0
	Massac	0	0	0	0	1,365	0	0	0
	Pope	0	13	0	0	0	0	0	0
	Pulaski	0	106	0	0	0	0	0	0
	Saline	0	328	0	0	0	0	0	0
	Union	0	291	0	0	0	0	0	0
	Williamson	0	237	0	0	50	0	0	0
2nd	Circuit Total	0	1,295	0	0	1,415	0	0	0
2nd	Crawford	0	0	0	0	0	0	0	0
	Edwards	0	0	0	0	0	0	0	0
	Franklin	0	64	0	0	0	0	0	0
	Gallatin	0	0	0	0	0	0	0	0
	Hamilton	0	222	0	0	0	0	0	0
	Hardin	0	57	0	0	0	0	0	0
	Jefferson	0	0	0	0	0	0	0	0
	Lawrence	0	1,093	0	0	0	0	0	0
	Richland	0	0	0	0	0	0	0	0
	Wabash	0	0	0	0	0	0	0	0
	Wayne	0	6	0	0	0	0	0	0
	White	0	318	0	0	0	0	0	0
	Circuit Total	0	1,760	0	0	0	0	0	0
3rd	Bond	0	0	0	0	0	0	0	0
	Madison	0	649	0	0	0	0	0	0
3rd	Circuit Total	0	649	0	0	0	0	0	0
4th	Christian	0	1,086	0	0	0	0	0	0
	Clay	0	119	0	0	0	0	0	0
	Clinton	0	0	916	0	0	0	0	0
	Effingham	0	193	0	0	0	0	0	0
	Fayette	0	39	0	0	0	0	0	0
	Jasper	0	0	0	0	0	0	0	0
	Marion	0	2	0	0	0	0	0	0
	Montgomery	0	1,430	0	0	75	0	0	0
	Shelby	0	75	0	0	0	0	0	0
	Circuit Total	0	2,943	916	0	75	0	0	0
5th	Clark	0	0	0	0	0	0	0	0
	Coles	0	3,643	0	0	0	0	0	0
	Cumberland	0	0	0	0	0	0	0	0
	Edgar	0	0	0	0	0	0	0	0
	Vermilion	0	0	0	0	2	0	0	0
5th	Circuit Total	0	3,643	0	0	2	0	0	0

# CIRCUIT CLERK DISBURSEMENT OF FUNDS

CIRCUIT	COUNTY	FINES, PENALTIES, ASSESSMENTS AND FORFEITURES (CONTINUED)							
		STATE							
		EMS ASSISTANCE FUND	YOUTH DRUG ABUSE PREVENTION FUND	SECRETARY OF STATE EVIDENCE FUND	ILLINOIS CHARITY BUREAU FUND	TRANSPORTATION REGULATORY FUND	PROFESSIONAL REGULATION EVIDENCE FUND	GENERAL PROFESSIONS DEDICATED FUND	LOBBYIST REGISTRATION ADMINISTRATION FUND
6th	Champaign	0	5,772	0	0	0	0	0	0
	DeWitt	0	449	0	0	0	0	0	0
	Douglas	0	4,148	0	0	228	0	0	0
	Macon	0	3,571	0	0	50	0	0	0
	Moultrie	0	67	0	0	0	0	0	0
	Piatt	0	1,143	0	0	0	0	0	0
6th	Circuit Total	0	15,149	0	0	278	0	0	0
7th	Greene	0	0	0	0	0	0	0	0
	Jersey	0	0	0	0	0	0	0	0
	Macoupin	0	0	0	0	0	0	0	0
	Morgan	0	22	0	0	0	0	0	0
	Sangamon	0	2,994	0	0	0	0	0	0
	Scott	0	0	0	0	0	0	0	0
7th	Circuit Total	0	3,016	0	0	0	0	0	0
8th	Adams	0	1,215	0	0	0	0	0	0
	Brown	0	200	0	0	0	0	0	0
	Calhoun	0	0	0	0	0	0	0	0
	Cass	0	48	0	0	0	0	0	0
	Mason	0	374	0	0	0	0	0	0
	Menard	0	834	0	0	0	0	0	0
	Pike	0	1,781	0	0	0	0	0	0
	Schuyler	0	61	0	0	0	0	0	0
8th	Circuit Total	0	4,512	0	0	0	0	0	0
9th	Fulton	0	245	0	0	0	0	0	0
	Hancock	0	0	0	0	0	0	0	0
	Henderson	372	63	0	0	0	0	0	0
	Knox	0	63	0	0	0	0	0	0
	McDonough	0	974	0	0	0	0	0	0
	Warren	0	81	0	0	0	0	0	0
9th	Circuit Total	372	1,426	0	0	0	0	0	0
10th	Marshall	0	0	0	0	0	0	0	0
	Peoria	0	6	0	0	0	0	0	0
	Putnam	0	0	0	0	0	0	0	0
	Stark	0	23	0	0	0	0	0	0
	Tazewell	0	1,128	0	0	0	0	0	0
10th	Circuit Total	0	1,157	0	0	0	0	0	0
11th	Ford	0	126	0	0	179	0	0	0
	Livingston	0	3,295	0	0	0	0	0	0
	Logan	0	930	0	0	0	0	0	0
	McLean	0	28,766	0	0	0	0	0	0
	Woodford	0	66	0	0	0	0	0	0
11th	Circuit Total	0	33,183	0	0	179	0	0	0

# CIRCUIT CLERK DISBURSEMENT OF FUNDS

CIRCUIT	COUNTY	FINES, PENALTIES, ASSESSMENTS AND FORFEITURES (CONTINUED)								
		STATE								
		EMS ASSISTANCE FUND	YOUTH DRUG ABUSE PREVENTION FUND	SECRETARY OF STATE EVIDENCE FUND	ILLINOIS CHARITY BUREAU FUND	TRANSPORTATION REGULATORY FUND	PROFESSIONAL REGULATION EVIDENCE FUND	GENERAL PROFESSIONS DEDICATED FUND	LOBBYIST REGISTRATION ADMINISTRATION FUND	
12th	Will	0	59,726	0	0	52	0	0	0	0
12th	Circuit Total	0	59,726	0	0	52	0	0	0	0
13th	Bureau	0	3,079	0	0	0	0	0	0	0
	Grundy	0	0	0	0	0	0	0	0	0
	LaSalle	0	2,106	0	0	0	0	0	0	0
13th	Circuit Total	0	5,185	0	0	0	0	0	0	0
14th	Henry	0	0	0	0	0	0	0	0	0
	Mercer	0	317	0	0	0	0	0	0	0
	Rock Island	0	9,241	0	0	1,113	0	0	0	0
	Whiteside	0	1,181	0	0	0	0	0	0	0
14th	Circuit Total	0	10,740	0	0	1,113	0	0	0	0
15th	Carroll	0	502	0	0	0	0	0	0	0
	Jo Daviess	0	200	0	0	0	0	0	0	0
	Lee	0	1,962	0	0	0	0	0	0	0
	Ogle	0	1,553	0	0	0	0	0	0	0
	Stephenson	0	325	0	0	0	0	0	0	0
15th	Circuit Total	0	4,542	0	0	0	0	0	0	0
16th	Kane	0	17,353	0	0	0	0	0	0	0
16th	Circuit Total	0	17,353	0	0	0	0	0	0	0
17th	Boone	0	3,388	0	0	0	0	0	0	0
	Winnebago	0	27,715	0	0	0	0	0	0	0
17th	Circuit Total	0	31,103	0	0	0	0	0	0	0
18th	DuPage	0	15,483	0	0	0	0	0	0	0
18th	Circuit Total	0	15,483	0	0	0	0	0	0	0
19th	Lake	45,229	0	0	0	0	0	0	0	0
19th	Circuit Total	45,229	0	0	0	0	0	0	0	0
20th	Monroe	0	0	0	0	307	0	0	0	0
	Perry	0	418	0	0	0	0	0	0	0
	Randolph	0	57	0	0	0	0	0	0	0
	St. Clair	320	0	0	0	119	0	0	0	0
	Washington	0	460	0	0	0	0	0	0	0
20th	Circuit Total	320	936	0	0	426	0	0	0	0
21st	Iroquois	0	319	0	0	0	0	0	0	0
	Kankakee	0	1,204	0	0	0	0	0	0	0
21st	Circuit Total	0	1,523	0	0	0	0	0	0	0
22nd	McHenry	0	6,787	0	0	0	0	0	0	0
22nd	Circuit Total	0	6,787	0	0	0	0	0	0	0
23rd	DeKalb	0	261	0	0	0	0	0	0	0
	Kendall	0	1,006	0	0	0	0	0	0	0
23rd	Circuit Total	0	1,267	0	0	0	0	0	0	0
	Downstate Total	45,922	223,377	916	0	3,540	0	0	0	0
Cook	Cook County	0	897	0	0	0	0	0	0	0
	State Total	45,922	224,274	916	0	3,540	0	0	0	0

Note: A value of \$0 in the State Total means there were no funds deposited in the specified fund from any county during 2022.

# CIRCUIT CLERK DISBURSEMENT OF FUNDS

CIRCUIT	COUNTY	FINES, PENALTIES, ASSESSMENTS AND FORFEITURES (CONTINUED)							
		STATE							
		DESIGN PROFESSIONAL ADMIN. INVESTIGATION FUND	REAL ESTATE RECOVERY FUND	AGGREGATE OPERATIONS REGULATORY FUND	EDUCATION ASSISTANCE FUND	DEPARTMENT OF PUBLIC HEALTH	USED TIRE MANAGEMENT FUND	EMERGENCY PLANNING AND TRAINING FUND	FEED CONTROL FUND
1st	Alexander	0	0	0	0	0	0	0	0
	Jackson	0	0	0	0	0	0	0	0
	Johnson	0	0	0	0	0	0	0	0
	Massac	0	0	0	0	0	0	0	0
	Pope	0	0	0	0	0	0	0	0
	Pulaski	0	0	0	0	0	0	0	0
	Saline	0	0	0	0	0	0	0	0
	Union	0	0	0	0	0	0	0	0
	Williamson	0	0	0	0	0	0	0	0
2nd	Circuit Total	0	0	0	0	0	0	0	0
2nd	Crawford	0	0	0	0	0	0	0	0
	Edwards	0	0	0	0	0	0	0	0
	Franklin	0	0	0	0	0	0	0	0
	Gallatin	0	0	0	0	0	0	0	0
	Hamilton	0	0	0	0	0	0	0	0
	Hardin	0	0	0	0	0	0	0	0
	Jefferson	0	0	0	0	0	0	0	0
	Lawrence	0	0	0	0	0	0	0	0
	Richland	0	0	0	0	0	0	0	0
	Wabash	0	0	0	0	0	0	0	0
	Wayne	0	0	0	0	0	0	0	0
	White	0	0	0	0	0	0	0	0
	2nd	Circuit Total	0	0	0	0	0	0	0
3rd	Bond	0	0	0	0	0	0	0	0
	Madison	0	0	0	0	0	0	0	0
3rd	Circuit Total	0	0	0	0	0	0	0	0
4th	Christian	0	0	0	0	0	0	0	0
	Clay	0	0	0	0	0	0	0	0
	Clinton	0	0	0	0	0	0	0	0
	Effingham	0	0	0	0	0	0	0	0
	Fayette	0	0	0	0	0	0	0	0
	Jasper	0	0	0	0	0	0	0	0
	Marion	0	0	0	0	0	0	0	0
	Montgomery	0	0	0	0	0	0	0	0
	Shelby	0	0	0	0	0	0	0	0
	4th	Circuit Total	0	0	0	0	0	0	0
5th	Clark	0	0	0	0	0	0	0	0
	Coles	0	0	0	0	0	0	0	0
	Cumberland	0	0	0	0	0	0	0	0
	Edgar	0	0	0	0	0	0	0	0
	Vermilion	0	0	0	0	0	0	0	0
5th	Circuit Total	0	0	0	0	0	0	0	0

# CIRCUIT CLERK DISBURSEMENT OF FUNDS

CIRCUIT	COUNTY	FINES, PENALTIES, ASSESSMENTS AND FORFEITURES (CONTINUED)							
		STATE							
		DESIGN PROFESSIONAL ADMIN. INVESTIGATION FUND	REAL ESTATE RECOVERY FUND	AGGREGATE OPERATIONS REGULATORY FUND	EDUCATION ASSISTANCE FUND	DEPARTMENT OF PUBLIC HEALTH	USED TIRE MANAGEMENT FUND	EMERGENCY PLANNING AND TRAINING FUND	FEED CONTROL FUND
6th	Champaign	0	0	0	0	0	0	0	0
	DeWitt	0	0	0	0	0	0	0	0
	Douglas	0	0	0	0	0	0	0	0
	Macon	0	0	0	0	0	0	0	0
	Moultrie	0	0	0	0	0	0	0	0
	Piatt	0	0	0	0	0	0	0	0
6th	Circuit Total	0	0	0	0	0	0	0	0
7th	Greene	0	0	0	0	0	0	0	0
	Jersey	0	0	0	0	0	0	0	0
	Macoupin	0	0	0	0	0	0	0	0
	Morgan	0	0	0	0	0	0	0	0
	Sangamon	0	0	0	0	0	0	0	0
	Scott	0	0	0	0	0	0	0	0
7th	Circuit Total	0	0	0	0	0	0	0	0
8th	Adams	0	0	0	0	0	0	0	0
	Brown	0	0	0	0	0	0	0	0
	Calhoun	0	0	0	0	0	0	0	0
	Cass	0	0	0	0	0	0	0	0
	Mason	0	0	0	0	0	0	0	0
	Menard	0	0	0	0	0	0	0	0
	Pike	0	0	0	0	0	0	0	0
	Schuyler	0	0	0	0	0	0	0	0
8th	Circuit Total	0	0	0	0	0	0	0	0
9th	Fulton	0	0	0	0	0	0	0	0
	Hancock	0	0	0	0	0	0	0	0
	Henderson	0	0	0	0	0	0	0	0
	Knox	0	0	0	0	0	0	0	0
	McDonough	0	0	0	0	0	0	0	0
	Warren	0	0	0	0	0	0	0	0
9th	Circuit Total	0	0	0	0	0	0	0	0
10th	Marshall	0	0	0	0	0	0	0	0
	Peoria	0	0	0	0	0	0	0	0
	Putnam	0	0	0	0	0	0	0	0
	Stark	0	0	0	0	0	0	0	0
	Tazewell	0	0	0	0	0	0	0	0
10th	Circuit Total	0	0	0	0	0	0	0	0
11th	Ford	0	0	0	0	0	0	0	0
	Livingston	0	0	0	0	0	0	0	0
	Logan	0	0	0	0	0	0	0	0
	McLean	0	0	0	0	0	0	0	0
	Woodford	0	0	0	0	0	0	0	0
11th	Circuit Total	0	0	0	0	0	0	0	0

# CIRCUIT CLERK DISBURSEMENT OF FUNDS

CIRCUIT	COUNTY	FINES, PENALTIES, ASSESSMENTS AND FORFEITURES (CONTINUED)							
		STATE							
		DESIGN PROFESSIONAL ADMIN. INVESTIGATION FUND	REAL ESTATE RECOVERY FUND	AGGREGATE OPERATIONS REGULATORY FUND	EDUCATION ASSISTANCE FUND	DEPARTMENT OF PUBLIC HEALTH	USED TIRE MANAGEMENT FUND	EMERGENCY PLANNING AND TRAINING FUND	FEED CONTROL FUND
12th	Will	0	0	0	0	0	0	0	0
12th	Circuit Total	0	0	0	0	0	0	0	0
13th	Bureau	0	0	0	0	0	0	0	0
	Grundy	0	0	0	0	0	0	0	0
	LaSalle	0	0	0	0	0	0	0	0
13th	Circuit Total	0	0	0	0	0	0	0	0
14th	Henry	0	0	0	0	0	0	0	0
	Mercer	0	0	0	0	0	0	0	0
	Rock Island	0	0	0	0	0	0	0	0
	Whiteside	0	0	0	0	0	0	0	0
14th	Circuit Total	0	0	0	0	0	0	0	0
15th	Carroll	0	0	0	0	0	0	0	0
	Jo Daviess	0	0	0	0	0	0	0	0
	Lee	0	0	0	0	0	0	0	0
	Ogle	0	0	0	0	0	0	0	0
	Stephenson	0	0	0	0	0	0	0	0
15th	Circuit Total	0	0	0	0	0	0	0	0
16th	Kane	0	0	0	0	0	0	0	0
16th	Circuit Total	0	0	0	0	0	0	0	0
17th	Boone	0	0	0	0	0	0	0	0
	Winnebago	0	0	0	0	0	0	0	0
17th	Circuit Total	0	0	0	0	0	0	0	0
18th	DuPage	0	0	0	0	0	0	0	0
18th	Circuit Total	0	0	0	0	0	0	0	0
19th	Lake	0	0	0	0	0	0	0	0
19th	Circuit Total	0	0	0	0	0	0	0	0
20th	Monroe	0	0	0	0	0	0	0	0
	Perry	0	0	0	0	0	0	0	0
	Randolph	0	0	0	0	0	0	0	0
	St. Clair	0	0	0	0	0	0	0	0
	Washington	0	0	0	0	0	0	0	0
20th	Circuit Total	0	0	0	0	0	0	0	0
21st	Iroquois	0	0	0	0	0	0	0	0
	Kankakee	0	0	0	0	0	0	0	0
21st	Circuit Total	0	0	0	0	0	0	0	0
22nd	McHenry	0	0	0	0	0	0	0	0
22nd	Circuit Total	0	0	0	0	0	0	0	0
23rd	DeKalb	0	0	0	0	0	0	0	0
	Kendall	0	0	0	0	0	0	0	0
23rd	Circuit Total	0	0	0	0	0	0	0	0
	Downstate Total	0	0	0	0	0	0	0	0
Cook	Cook County	0	0	0	0	0	0	0	0
	State Total	0	0	0	0	0	0	0	0

Note: A value of \$0 in the State Total means there were no funds deposited in the specified fund from any county during 2022.

# CIRCUIT CLERK DISBURSEMENT OF FUNDS

CIRCUIT	COUNTY	FINES, PENALTIES, ASSESSMENTS AND FORFEITURES (CONTINUED)							
		STATE							
		PESTICIDE CONTROL FUND	SPINAL CORD INJURY PARALYSIS CURE RESEARCH TRUST FUND	FIRE PREVENTION FUND	OFFENDER REGISTRATION FUND	SECURITIES AUDIT AND ENFORCEMENT FUND	SPECIAL ADMINSTRATIVE FUND	LEADS MAINTENANCE FUND	DOMESTIC VIOLENCE ABUSER SERVICES FUND
1st	Alexander	0	55	594	0	0	0	0	0
	Jackson	0	365	2,682	0	0	0	0	150
	Johnson	0	110	1,197	0	0	0	0	26
	Massac	0	195	3,149	0	0	0	0	50
	Pope	0	39	264	0	0	0	0	0
	Pulaski	0	65	301	0	0	0	0	0
	Saline	0	132	978	338	0	0	0	0
	Union	0	174	1,243	0	0	0	0	25
	Williamson	0	435	8,647	170	0	0	0	0
2nd	Circuit Total	0	1,570	19,054	508	0	0	0	251
2nd	Crawford	0	154	2,044	1,262	0	0	0	0
	Edwards	0	44	661	0	0	0	0	12
	Franklin	0	258	2,357	1,735	0	0	524	0
	Gallatin	0	20	132	0	0	0	0	13
	Hamilton	0	114	1,072	0	0	0	0	104
	Hardin	0	94	528	0	0	0	18	50
	Jefferson	0	278	1,676	0	0	0	0	250
	Lawrence	0	80	1,437	0	0	0	0	87
	Richland	0	361	1,775	333	0	0	0	0
	Wabash	0	109	1,056	444	0	0	0	0
	Wayne	0	154	1,650	766	0	0	0	0
	White	0	163	2,928	0	0	0	0	0
2nd	Circuit Total	0	1,829	17,316	4,540	0	0	541	516
3rd	Bond	0	90	1,381	0	0	0	0	81
	Madison	0	2,318	21,902	0	0	0	0	75
3rd	Circuit Total	0	2,408	23,283	0	0	0	0	156
4th	Christian	0	276	2,651	0	0	0	0	273
	Clay	0	155	1,289	177	0	0	0	218
	Clinton	0	235	4,002	400	0	0	0	50
	Effingham	0	588	3,004	15,746	0	0	554	86
	Fayette	0	346	1,756	518	0	0	0	118
	Jasper	0	105	892	500	0	0	0	0
	Marion	0	250	5,645	0	0	0	0	7
	Montgomery	0	353	4,183	564	0	0	0	0
	Shelby	0	126	2,157	3,320	0	0	0	312
4th	Circuit Total	0	2,433	25,577	21,225	0	0	554	1,064
5th	Clark	0	92	1,738	2,013	0	0	0	25
	Coles	0	603	6,037	2,800	0	0	0	405
	Cumberland	0	70	1,468	0	0	0	5	0
	Edgar	0	65	1,540	0	0	0	0	0
	Vermilion	0	799	3,819	0	0	0	393	687
5th	Circuit Total	0	1,629	14,602	4,813	0	0	398	1,117

# CIRCUIT CLERK DISBURSEMENT OF FUNDS

CIRCUIT	COUNTY	FINES, PENALTIES, ASSESSMENTS AND FORFEITURES (CONTINUED)							
		STATE							
		PESTICIDE CONTROL FUND	SPINAL CORD INJURY PARALYSIS CURE RESEARCH TRUST FUND	FIRE PREVENTION FUND	OFFENDER REGISTRATION FUND	SECURITIES AUDIT AND ENFORCEMENT FUND	SPECIAL ADMINSTRATIVE FUND	LEADS MAINTENANCE FUND	DOMESTIC VIOLENCE ABUSER SERVICES FUND
6th	Champaign	0	1,344	11,479	100	0	0	532	55
	DeWitt	0	125	2,120	0	0	0	0	245
	Douglas	0	407	5,294	176	0	0	59	343
	Macon	0	974	6,752	0	0	0	162	367
	Moultrie	0	200	3,235	0	0	0	0	18
	Piatt	0	195	1,485	500	0	0	0	261
6th	Circuit Total	0	3,245	30,364	776	0	0	753	1,289
7th	Greene	0	179	1,251	0	0	0	0	0
	Jersey	0	440	4,321	0	0	0	58	0
	Macoupin	0	393	3,472	450	0	0	0	18
	Morgan	0	273	2,122	500	0	0	6	7
	Sangamon	0	1,380	16,239	3,582	0	0	59	212
	Scott	0	40	550	0	0	0	0	0
7th	Circuit Total	0	2,706	27,954	4,532	0	0	123	237
8th	Adams	0	642	5,655	735	0	0	0	775
	Brown	0	40	480	0	0	0	0	0
	Calhoun	0	70	615	0	0	0	0	0
	Cass	0	228	2,484	500	0	0	0	43
	Mason	0	154	1,490	845	0	0	420	500
	Menard	0	85	663	351	0	0	0	100
	Pike	0	515	4,931	19,525	0	0	0	1,630
	Schuyler	0	134	2,076	0	0	0	0	25
8th	Circuit Total	0	1,867	18,394	21,955	0	0	420	3,073
9th	Fulton	0	456	2,205	718	0	0	1,610	814
	Hancock	0	309	1,953	477	0	0	36	50
	Henderson	0	353	3,071	0	0	0	0	0
	Knox	0	547	4,624	20	0	0	29	510
	McDonough	0	446	3,475	70	0	0	1,048	766
	Warren	0	184	1,733	82	0	0	0	150
9th	Circuit Total	0	2,294	17,061	1,367	0	0	2,722	2,290
10th	Marshall	0	65	294	0	0	0	115	0
	Peoria	0	1,078	15,829	500	0	0	4,445	106
	Putnam	0	85	707	0	0	0	0	0
	Stark	0	51	1,382	0	0	0	0	200
	Tazewell	0	1,130	23,079	28	0	0	0	346
10th	Circuit Total	0	2,410	41,292	528	0	0	4,560	652
11th	Ford	0	125	1,885	950	0	0	0	25
	Livingston	0	552	7,582	0	0	0	1,488	100
	Logan	0	214	2,866	0	0	0	46	50
	McLean	0	2,984	28,063	2,215	0	0	615	293
	Woodford	0	411	4,932	980	0	0	0	125
11th	Circuit Total	0	4,286	45,327	4,145	0	0	2,149	593



# CIRCUIT CLERK DISBURSEMENT OF FUNDS

CIRCUIT	COUNTY	FINES, PENALTIES, ASSESSMENTS AND FORFEITURES (CONTINUED)							
		STATE							
		PESTICIDE CONTROL FUND	SPINAL CORD INJURY PARALYSIS CURE RESEARCH TRUST FUND	FIRE PREVENTION FUND	OFFENDER REGISTRATION FUND	SECURITIES AUDIT AND ENFORCEMENT FUND	SPECIAL ADMINSTRAIVE FUND	LEADS MAINTENANCE FUND	DOMESTIC VIOLENCE ABUSER SERVICES FUND
12th	Will	0	3,698	63,025	337	0	0	0	405
12th	Circuit Total	0	3,698	63,025	337	0	0	0	405
13th	Bureau	0	354	4,046	11,132	0	0	78	0
	Grundy	0	838	5,654	133	0	0	0	25
	LaSalle	0	1,510	17,723	0	0	0	110	175
13th	Circuit Total	0	2,702	27,422	11,265	0	0	188	200
14th	Henry	0	275	9,221	325	0	0	550	127
	Mercer	0	113	1,807	0	0	0	0	210
	Rock Island	0	2,110	9,081	240	0	0	413	508
	Whiteside	0	527	9,698	1,899	0	0	130	25
14th	Circuit Total	0	3,025	29,806	2,464	0	0	1,094	870
15th	Carroll	0	184	2,060	0	0	0	0	141
	Jo Daviess	0	205	3,400	0	0	0	0	100
	Lee	0	520	6,636	1,124	0	0	0	54
	Ogle	0	872	16,566	736	0	0	0	236
	Stephenson	0	495	8,129	500	0	0	0	591
15th	Circuit Total	0	2,275	36,791	2,360	0	0	0	1,122
16th	Kane	0	5,477	55,382	9,253	0	0	3,451	535
16th	Circuit Total	0	5,477	55,382	9,253	0	0	3,451	535
17th	Boone	0	880	9,304	0	0	0	0	125
	Winnebago	0	2,083	22,129	500	0	0	0	840
17th	Circuit Total	0	2,963	31,433	500	0	0	0	965
18th	DuPage	0	9,361	137,431	1,000	0	0	19,247	583
18th	Circuit Total	0	9,361	137,431	1,000	0	0	19,247	583
19th	Lake	0	0	5,474	43,026	0	1,246	0	0
19th	Circuit Total	0	0	5,474	43,026	0	1,246	0	0
20th	Monroe	0	484	4,378	0	0	0	0	25
	Perry	0	120	2,509	0	0	0	0	0
	Randolph	0	240	3,950	0	0	0	0	0
	St. Clair	0	1,822	20,305	500	0	0	145	548
	Washington	0	112	2,686	0	0	0	0	5
20th	Circuit Total	0	2,778	33,827	500	0	0	145	578
21st	Iroquois	0	184	4,045	500	0	0	0	0
	Kankakee	0	596	13,164	450	0	0	1,003	491
21st	Circuit Total	0	780	17,209	950	0	0	1,003	491
22nd	McHenry	0	3,871	35,963	94	0	0	2,530	0
22nd	Circuit Total	0	3,871	35,963	94	0	0	2,530	0
23rd	DeKalb	0	1,141	7,228	0	0	0	0	375
	Kendall	0	830	19,153	18,469	0	0	2	450
23rd	Circuit Total	0	1,972	26,381	18,469	0	0	2	825
	Downstate Total	0	65,576	780,370	154,606	0	1,246	39,879	17,812
Cook	Cook County	0	9,792	72,656	0	0	0	0	0
	State Total	0	75,368	853,026	154,606	0	1,246	39,879	17,812

Note: A value of \$0 in the State Total means there were no funds deposited in the specified fund from any county during 2022.

# CIRCUIT CLERK DISBURSEMENT OF FUNDS

CIRCUIT	COUNTY	FINES, PENALTIES, ASSESSMENTS AND FORFEITURES (CONTINUED)							
		STATE							
		ABANDONED RESIDENTIAL PROPERTY MUNICIPALITY RELIEF FUND	LUMP SUM SURCHARGE*	MENTAL HEALTH REPORTING FUND	ARSONIST REGISTRATION FUND	CAPITAL PROJECTS FUND	CORPORATE CRIME FUND	PERFORMANCE ENHANCING SUBSTANCE TESTING	FIRE TRUCK REVOLVING LOAN FUND
1st	Alexander	0	728	0	0	0	0	0	0
	Jackson	350	10,833	0	0	0	0	0	75
	Johnson	0	3,135	0	0	1,302	0	0	74
	Massac	0	3,985	0	0	0	0	0	113
	Pope	0	1,524	0	0	0	0	0	0
	Pulaski	0	2,506	0	0	0	0	0	18
	Saline	0	14,438	0	500	0	0	0	50
	Union	0	11,375	0	0	0	0	0	140
	Williamson	0	19,138	0	0	754,975	0	0	0
2nd	Circuit Total	350	67,662	0	500	756,277	0	0	469
2nd	Crawford	0	6,491	0	0	330	0	0	0
	Edwards	0	3,229	0	0	0	0	0	44
	Franklin	210	12,389	0	0	0	0	0	0
	Gallatin	0	2,794	0	0	0	0	0	0
	Hamilton	0	6,160	0	0	0	0	0	75
	Hardin	0	3,619	0	0	0	0	0	0
	Jefferson	0	4,540	0	0	0	0	0	90
	Lawrence	0	4,686	0	0	0	0	0	0
	Richland	0	5,989	0	0	0	0	0	0
	Wabash	0	6,778	0	0	0	0	0	20
	Wayne	0	4,351	0	0	1,274	0	0	0
	White	0	5,049	0	0	3,557	0	0	60
2nd	Circuit Total	210	66,077	0	0	5,161	0	0	289
3rd	Bond	700	3,662	0	0	0	0	0	0
	Madison	3,210	7,509	0	0	93,580	0	0	0
3rd	Circuit Total	3,909	11,171	0	0	93,580	0	0	0
4th	Christian	0	15,119	0	0	0	0	0	118
	Clay	35	13,430	0	0	0	0	2	0
	Clinton	129	17,170	0	0	0	0	0	606
	Effingham	0	25,834	0	0	0	0	0	173
	Fayette	0	14,260	0	0	2,940	0	0	179
	Jasper	0	6,184	0	0	0	0	0	98
	Marion	0	8,098	0	0	0	0	0	221
	Montgomery	0	14,126	0	0	187	0	0	150
	Shelby	0	7,555	0	0	0	0	0	30
4th	Circuit Total	164	121,776	0	0	3,127	0	2	1,575
5th	Clark	0	3,839	0	0	6,251	0	0	0
	Coles	77	22,446	150	0	0	0	0	75
	Cumberland	13	3,467	0	0	0	0	0	60
	Edgar	0	2,061	0	500	0	0	0	0
	Vermilion	36	26,285	0	0	0	0	0	669
5th	Circuit Total	125	58,099	150	500	6,251	0	0	804

\*Pre-CTAA penalty (which or that) contains Traffic & Criminal Surcharge Fund, Law Enforcement Camera Grand Fund and LEADS Fund as of 7/1/2006

# CIRCUIT CLERK DISBURSEMENT OF FUNDS

CIRCUIT	COUNTY	FINES, PENALTIES, ASSESSMENTS AND FORFEITURES (CONTINUED)							
		STATE							
		ABANDONED RESIDENTIAL PROPERTY MUNICIPALITY RELIEF FUND	LUMP SUM SURCHARGE*	MENTAL HEALTH REPORTING FUND	ARSONIST REGISTRATION FUND	CAPITAL PROJECTS FUND	CORPORATE CRIME FUND	PERFORMANCE ENHANCING SUBSTANCE TESTING	FIRE TRUCK REVOLVING LOAN FUND
6th	Champaign	0	122,930	0	0	0	0	0	520
	DeWitt	35	3,205	0	0	0	0	0	60
	Douglas	0	10,796	0	0	0	0	0	224
	Macon	0	26,582	0	0	1,431	0	0	793
	Moultrie	0	3,810	0	0	0	0	0	106
	Piatt	0	772	0	0	0	0	0	60
6th	Circuit Total	35	168,094	0	0	1,431	0	0	1,763
7th	Greene	0	4,671	0	0	0	0	0	0
	Jersey	35	6,675	0	0	0	0	0	232
	Macoupin	570	33,859	0	0	0	0	150	235
	Morgan	0	3,674	0	0	423	0	0	75
	Sangamon	174	6,658	0	0	246,348	0	0	220
	Scott	0	969	0	0	0	0	0	0
7th	Circuit Total	779	56,505	0	0	246,771	0	150	762
8th	Adams	0	25,859	0	0	2,700	0	64	359
	Brown	0	1,094	0	0	0	0	0	0
	Calhoun	385	2,106	0	0	0	0	50	14
	Cass	0	9,576	0	0	0	0	50	43
	Mason	350	8,801	0	0	0	0	0	173
	Menard	0	70,922	0	0	0	0	0	15
	Pike	35	51,758	0	0	11,773	0	2,205	612
	Schuyler	0	8,237	0	0	0	0	0	105
8th	Circuit Total	770	178,353	0	0	14,473	0	2,369	1,321
9th	Fulton	0	11,445	0	875	0	0	0	0
	Hancock	0	5,386	0	0	4,650	0	0	110
	Henderson	0	1,550	0	0	2,735	0	0	222
	Knox	0	11,591	0	0	0	0	324	158
	McDonough	13	15,997	0	0	3,270	0	8	341
	Warren	0	3,914	0	0	0	0	0	357
9th	Circuit Total	13	49,883	0	875	10,655	0	332	1,187
10th	Marshall	0	0	0	0	0	0	0	28
	Peoria	0	20,037	0	0	0	0	2	967
	Putnam	0	195	0	0	7,636	0	0	0
	Stark	0	547	0	0	0	0	0	30
	Tazewell	1,803	23,383	0	0	0	0	0	1,059
10th	Circuit Total	1,803	44,161	0	0	7,636	0	2	2,084
11th	Ford	0	9,653	0	0	0	0	0	70
	Livingston	0	53,996	0	0	0	0	0	67
	Logan	0	12,250	0	0	0	0	0	58
	McLean	1,417	105,304	0	0	264,637	0	0	1,335
	Woodford	69	8,689	0	0	3,481	0	0	45
11th	Circuit Total	1,486	189,891	0	0	268,118	0	0	1,575

\*Pre-CTAA penalty (which or that) contains Traffic & Criminal Surcharge Fund, Law Enforcement Camera Grand Fund and LEADS Fund as of 7/1/2006

# CIRCUIT CLERK DISBURSEMENT OF FUNDS

CIRCUIT	COUNTY	FINES, PENALTIES, ASSESSMENTS AND FORFEITURES (CONTINUED)							
		STATE							
		ABANDONED RESIDENTIAL PROPERTY MUNICIPALITY RELIEF FUND	LUMP SUM SURCHARGE*	MENTAL HEALTH REPORTING FUND	ARSONIST REGISTRATION FUND	CAPITAL PROJECTS FUND	CORPORATE CRIME FUND	PERFORMANCE ENHANCING SUBSTANCE TESTING	FIRE TRUCK REVOLVING LOAN FUND
12th	Will	10,345	130,793	0	0	1,070,678	0	120	1,078
12th	Circuit Total	10,345	130,793	0	0	1,070,678	0	120	1,078
13th	Bureau	206	2,855	0	0	0	0	0	53
	Grundy	675	6,538	0	0	700	0	0	0
	LaSalle	0	5,600	0	0	0	0	0	361
13th	Circuit Total	881	14,993	0	0	700	0	0	414
14th	Henry	152	118	0	0	0	0	0	449
	Mercer	0	9,991	0	0	0	0	0	184
	Rock Island	2,381	32,009	0	0	364,546	0	100	164
	Whiteside	0	26,365	0	0	17,948	0	0	450
14th	Circuit Total	2,533	68,484	0	0	382,493	0	100	1,247
15th	Carroll	0	1,035	0	0	0	0	0	20
	Jo Daviess	163	3,355	0	0	0	0	0	0
	Lee	0	35,786	0	251	0	0	0	417
	Ogle	28	25,373	0	148	11,494	0	0	322
	Stephenson	0	17,676	0	0	0	0	0	0
15th	Circuit Total	191	83,225	0	399	11,494	0	0	759
16th	Kane	0	430,310	150	0	63,509	500	0	3,716
16th	Circuit Total	0	430,310	150	0	63,509	500	0	3,716
17th	Boone	1,452	15,041	0	0	2,025	0	0	15
	Winnebago	4,801	269,681	0	0	0	0	0	120
17th	Circuit Total	6,253	284,723	0	0	2,025	0	0	135
18th	DuPage	19,454	0	0	0	62,295	0	0	0
18th	Circuit Total	19,454	0	0	0	62,295	0	0	0
19th	Lake	5,599	59,716	0	0	183,518	0	0	0
19th	Circuit Total	5,599	59,716	0	0	183,518	0	0	0
20th	Monroe	495	4,810	0	0	0	0	0	145
	Perry	35	10,061	0	0	0	0	0	0
	Randolph	0	2,210	0	0	0	0	0	0
	St. Clair	4,899	167,778	0	0	198,414	0	0	454
	Washington	420	3,879	0	0	0	0	0	43
20th	Circuit Total	5,849	188,737	0	0	198,414	0	0	642
21st	Iroquois	10	7,491	0	0	54,275	0	0	211
	Kankakee	39	7,034	0	0	0	0	260	83
21st	Circuit Total	49	14,526	0	0	54,275	0	260	293
22nd	McHenry	10,382	27,045	0	0	75,041	0	0	479
22nd	Circuit Total	10,382	27,045	0	0	75,041	0	0	479
23rd	DeKalb	0	89,333	0	0	2,214	0	0	356
	Kendall	0	6,331	0	0	0	0	0	150
23rd	Circuit Total	0	95,664	0	0	2,214	0	0	506
	Downstate Total	71,182	2,409,886	300	2,274	3,520,134	500	3,335	21,097
Cook	Cook County	34,992	249,815	0	0	0	0	0	2
	State Total	106,174	2,659,701	300	2,274	3,520,134	500	3,335	21,099

\*Pre-CTAA penalty (which or that) contains Traffic & Criminal Surcharge Fund, Law Enforcement Camera Grand Fund and LEADS Fund as of 7/1/2006

# CIRCUIT CLERK DISBURSEMENT OF FUNDS

CIRCUIT	COUNTY	FINES, PENALTIES, ASSESSMENTS AND FORFEITURES (CONTINUED)							
		STATE							
		FORECLOSURE PREVENTION PROGRAM FUND*	FORECLOSURE PREVENTION "GRADUATED" FUND*	IDOC PAROLE DIVISION OFFENDER SUPERVISION FUND	ILLINOIS RACING BOARD	LEAD POISON SCREENING PREVENTION AND ABATEMENT FUND	METHAMPHETAMINE LAW ENFORCEMENT FUND	MILITARY FAMILY RELIEF FUND	PRISONER REVIEW BOARD VEHICLE & EQUIPMENT FUND
1st	Alexander	0	0	0	0	0	100	0	32
	Jackson	0	0	0	0	0	0	0	236
	Johnson	0	0	0	0	0	0	0	92
	Massac	0	0	0	0	0	360	0	9
	Pope	0	0	0	0	0	100	0	65
	Pulaski	0	0	0	0	0	0	0	6
	Saline	0	0	0	0	0	600	0	38
	Union	0	0	0	0	0	0	0	126
	Williamson	0	0	0	0	0	0	0	789
2nd	Circuit Total	0	0	0	0	0	1,160	0	1,392
2nd	Crawford	0	0	0	0	0	0	0	6
	Edwards	0	0	0	0	0	0	0	36
	Franklin	0	0	0	0	0	0	0	223
	Gallatin	0	0	0	0	0	0	0	6
	Hamilton	0	0	0	0	0	0	0	84
	Hardin	0	0	0	0	0	155	0	23
	Jefferson	0	0	8	0	0	0	0	27
	Lawrence	0	0	0	0	0	0	0	22
	Richland	0	0	0	0	0	90	0	9
	Wabash	0	0	0	0	0	490	0	2
	Wayne	0	0	0	0	0	0	0	4
	White	0	0	0	0	0	0	0	160
2nd	Circuit Total	0	0	8	0	0	735	0	598
3rd	Bond	0	0	0	0	0	0	0	267
	Madison	0	0	0	0	0	0	0	38
3rd	Circuit Total	0	0	0	0	0	0	0	305
4th	Christian	0	0	0	0	0	385	0	105
	Clay	0	0	0	0	0	544	0	94
	Clinton	0	0	0	0	0	0	0	170
	Effingham	0	0	0	0	0	1,454	0	7
	Fayette	0	0	0	0	0	284	0	140
	Jasper	0	0	0	0	0	0	0	26
	Marion	0	0	0	0	0	0	0	81
	Montgomery	0	0	20	0	0	1,000	0	404
	Shelby	0	0	0	0	0	100	0	1
4th	Circuit Total	0	0	20	0	0	3,766	0	1,027
5th	Clark	0	0	0	0	0	0	0	33
	Coles	0	0	0	0	0	500	0	143
	Cumberland	0	0	0	0	0	20	0	36
	Edgar	0	0	0	0	0	0	0	14
	Vermilion	0	0	0	0	0	283	0	543
5th	Circuit Total	0	0	0	0	0	803	0	769

\* Walker v. Chasteen affirmed that this statute unconstitutional 6/17/2021

# CIRCUIT CLERK DISBURSEMENT OF FUNDS

CIRCUIT	COUNTY	FINES, PENALTIES, ASSESSMENTS AND FORFEITURES (CONTINUED)							
		STATE							
		FORECLOSURE PREVENTION PROGRAM FUND*	FORECLOSURE PREVENTION "GRADUATED" FUND*	IDOC PAROLE DIVISION OFFENDER SUPERVISION FUND	ILLINOIS RACING BOARD	LEAD POISON SCREENING PREVENTION AND ABATEMENT FUND	METHAMPHETAMINE LAW ENFORCEMENT FUND	MILITARY FAMILY RELIEF FUND	PRISONER REVIEW BOARD VEHICLE & EQUIPMENT FUND
6th	Champaign	0	0	0	0	0	0	0	11
	DeWitt	0	0	0	0	0	0	0	66
	Douglas	0	0	0	0	0	300	0	3
	Macon	0	0	0	0	0	0	0	418
	Moultrie	0	0	0	0	0	240	0	37
	Piatt	0	0	0	0	0	0	0	32
6th	Circuit Total	0	0	0	0	0	540	0	566
7th	Greene	0	0	0	0	0	200	0	4
	Jersey	0	0	0	0	0	0	0	9
	Macoupin	0	0	140	0	0	185	0	30
	Morgan	0	0	0	0	0	300	0	7
	Sangamon	0	0	0	0	0	0	0	33
	Scott	0	0	0	0	0	0	0	48
7th	Circuit Total	0	0	140	0	0	685	0	130
8th	Adams	0	0	0	0	0	1,125	0	193
	Brown	0	0	0	0	0	50	0	58
	Calhoun	98	154	0	0	0	0	0	26
	Cass	0	0	0	0	0	275	0	156
	Mason	0	0	0	0	0	300	0	46
	Menard	0	0	0	0	0	0	0	1
	Pike	0	0	0	0	0	1,539	0	195
	Schuyler	0	0	0	0	0	517	0	71
8th	Circuit Total	98	154	0	0	0	3,806	0	746
9th	Fulton	0	0	0	0	0	938	0	77
	Hancock	0	0	0	0	0	351	0	116
	Henderson	0	0	0	0	0	0	0	157
	Knox	0	0	0	0	0	200	0	269
	McDonough	0	0	0	0	0	535	0	142
	Warren	0	0	0	0	0	300	0	149
9th	Circuit Total	0	0	0	0	0	2,324	0	909
10th	Marshall	0	0	0	0	0	0	0	38
	Peoria	0	0	0	0	0	355	0	511
	Putnam	0	0	0	0	0	0	0	57
	Stark	0	0	0	0	0	0	0	72
	Tazewell	0	0	10	0	0	84	0	766
10th	Circuit Total	0	0	10	0	0	439	0	1,443
11th	Ford	0	0	0	0	0	0	0	79
	Livingston	0	0	22	0	0	0	0	319
	Logan	0	0	0	0	0	100	0	184
	McLean	0	0	40	0	0	83	0	1,085
	Woodford	0	0	0	0	0	0	0	167
11th	Circuit Total	0	0	62	0	0	183	0	1,833

\* Walker v. Chasteen affirmed that this statute unconstitutional 6/17/2021

# CIRCUIT CLERK DISBURSEMENT OF FUNDS

CIRCUIT	COUNTY	FINES, PENALTIES, ASSESSMENTS AND FORFEITURES (CONTINUED)							
		STATE							
		FORECLOSURE PREVENTION PROGRAM FUND*	FORECLOSURE PREVENTION "GRADUATED" FUND*	IDOC PAROLE DIVISION OFFENDER SUPERVISION FUND	ILLINOIS RACING BOARD	LEAD POISON SCREENING PREVENTION AND ABATEMENT FUND	METHAMPHETAMINE LAW ENFORCEMENT FUND	MILITARY FAMILY RELIEF FUND	PRISONER REVIEW BOARD VEHICLE & EQUIPMENT FUND
12th	Will	0	0	45	0	0	200	0	6,542
12th	Circuit Total	0	0	45	0	0	200	0	6,542
13th	Bureau	0	0	0	0	0	0	0	138
	Grundy	0	0	294	0	0	0	0	58
	LaSalle	0	0	0	0	0	0	0	849
13th	Circuit Total	0	0	294	0	0	0	0	1,045
14th	Henry	0	0	0	0	0	100	0	217
	Mercer	0	0	245	0	0	0	0	62
	Rock Island	0	0	0	0	0	2,377	0	697
	Whiteside	0	0	0	0	0	0	0	400
14th	Circuit Total	0	0	245	0	0	2,477	0	1,375
15th	Carroll	0	0	0	0	0	0	0	55
	Jo Daviess	0	0	0	0	0	0	0	3
	Lee	0	0	0	0	0	0	0	207
	Ogle	0	0	8	0	0	100	0	35
	Stephenson	0	0	0	0	0	20	0	746
15th	Circuit Total	0	0	8	0	0	120	0	1,046
16th	Kane	0	0	0	0	0	0	0	98,528
16th	Circuit Total	0	0	0	0	0	0	0	98,528
17th	Boone	0	0	0	0	0	0	0	279
	Winnebago	0	0	0	0	0	0	0	1,540
	Circuit Total	0	0	0	0	0	0	0	1,819
18th	DuPage	0	0	92	0	0	100	0	175
18th	Circuit Total	0	0	92	0	0	100	0	175
19th	Lake	1	2,377	0	0	0	0	0	0
19th	Circuit Total	1	2,377	0	0	0	0	0	0
20th	Monroe	0	0	0	0	0	0	0	429
	Perry	0	0	0	0	0	100	0	150
	Randolph	0	0	0	0	0	0	0	206
	St. Clair	0	0	0	0	0	645	0	145
	Washington	0	0	0	0	0	100	0	153
20th	Circuit Total	0	0	0	0	0	845	0	1,082
21st	Iroquois	0	0	0	0	0	0	0	20
	Kankakee	0	0	0	0	0	0	0	691
21st	Circuit Total	0	0	0	0	0	0	0	711
22nd	McHenry	0	0	0	0	0	0	0	2,205
22nd	Circuit Total	0	0	0	0	0	0	0	2,205
23rd	DeKalb	0	0	0	0	0	0	0	30
	Kendall	0	0	0	0	0	0	0	707
23rd	Circuit Total	0	0	0	0	0	0	0	736
	Downstate Total	99	2,531	924	0	0	18,183	0	124,978
Cook	Cook County	0	0	0	0	0	488	0	26,133
	State Total	99	2,531	924	0	0	18,671	0	151,111

\* Walker v. Chasteen affirmed that this statute unconstitutional 6/17/2021

Note: A value of \$0 in the State Total means there were no funds deposited in the specified fund from any county during 2022.

# CIRCUIT CLERK DISBURSEMENT OF FUNDS

CIRCUIT	COUNTY	FINES, PENALTIES, ASSESSMENTS AND FORFEITURES (CONTINUED)							
		STATE							
		ROADSIDE MEMORIAL FUND	TRUCKING ENVIRONMENTAL & EDUCATION FUND	SECRETARY OF STATE POLICE DUI FUND	SECRETARY OF STATE POLICE SERVICES FUND	SECRETARY OF STATE POLICE VEHICLE FUND	STATE ASSET FORFEITURE FUND	STATE POLICE OPERATIONS ASSISTANCE FUND	STATE POLICE STREETGANG RELATED CRIME FUND
1st	Alexander	0	0	0	0	0	0	10,506	0
	Jackson	0	0	0	0	0	0	42,105	0
	Johnson	0	0	0	0	0	0	17,152	0
	Massac	0	0	0	0	0	0	26,519	0
	Pope	0	0	0	0	0	0	5,077	0
	Pulaski	0	0	0	0	0	0	39,540	0
	Saline	100	0	0	0	0	0	11,527	0
	Union	300	0	0	0	0	0	18,680	0
	Williamson	0	0	27	240	80	0	117,317	0
2nd	Circuit Total	400	0	27	240	80	0	288,423	0
2nd	Crawford	0	0	0	400	0	0	11,414	0
	Edwards	0	0	0	0	0	0	4,516	0
	Franklin	0	0	0	0	0	0	23,704	0
	Gallatin	0	0	0	0	0	0	4,647	0
	Hamilton	0	0	0	0	0	0	9,593	0
	Hardin	0	0	671	0	40	0	5,592	0
	Jefferson	0	0	0	979	0	0	23,979	0
	Lawrence	0	0	0	0	0	0	14,742	0
	Richland	0	0	0	0	0	0	15,357	0
	Wabash	0	0	0	0	0	0	6,333	0
	Wayne	0	0	0	50	0	0	12,906	0
	White	0	0	0	12	0	0	21,339	0
2nd	Circuit Total	0	0	671	1,441	40	0	154,122	0
3rd	Bond	0	0	0	70	0	0	17,744	0
	Madison	0	0	0	3,168	20	0	247,407	0
3rd	Circuit Total	0	0	0	3,238	20	0	265,151	0
4th	Christian	225	0	0	309	0	0	21,313	0
	Clay	100	0	0	162	0	0	11,411	0
	Clinton	0	0	0	250	0	0	26,708	0
	Effingham	700	0	0	1,548	0	0	29,130	0
	Fayette	100	0	0	264	0	0	31,216	0
	Jasper	200	0	0	0	0	0	9,026	0
	Marion	0	0	0	924	0	0	39,222	1
	Montgomery	300	0	0	2,529	0	0	53,409	0
	Shelby	50	0	0	0	0	0	11,474	0
4th	Circuit Total	1,675	0	0	5,986	0	0	232,910	1
5th	Clark	0	0	0	0	0	0	19,804	0
	Coles	2	0	0	2	0	0	43,164	0
	Cumberland	100	0	0	50	0	0	11,174	0
	Edgar	0	0	0	451	0	0	9,795	0
	Vermilion	200	0	0	361	0	0	58,325	0
5th	Circuit Total	302	0	0	864	0	0	142,262	0



# CIRCUIT CLERK DISBURSEMENT OF FUNDS

CIRCUIT	COUNTY	FINES, PENALTIES, ASSESSMENTS AND FORFEITURES (CONTINUED)							
		STATE							
		ROADSIDE MEMORIAL FUND	TRUCKING ENVIRONMENTAL & EDUCATION FUND	SECRETARY OF STATE POLICE DUI FUND	SECRETARY OF STATE POLICE SERVICES FUND	SECRETARY OF STATE POLICE VEHICLE FUND	STATE ASSET FORFEITURE FUND	STATE POLICE OPERATIONS ASSISTANCE FUND	STATE POLICE STREETGANG RELATED CRIME FUND
6th	Champaign	4,370	3,918	0	337	0	0	89,158	0
	DeWitt	200	0	0	412	0	0	12,123	0
	Douglas	740	0	0	0	0	0	32,399	0
	Macon	1,477	0	0	1,130	0	0	135,463	0
	Moultrie	392	0	0	0	0	0	13,199	0
	Piatt	202	0	0	0	0	0	9,956	0
6th	Circuit Total	7,381	3,918	0	1,879	0	0	292,298	0
7th	Greene	66	0	0	0	0	0	10,101	0
	Jersey	0	0	0	0	0	0	43,493	0
	Macoupin	106	0	0	8	21	0	29,329	0
	Morgan	100	0	0	1,492	0	0	24,045	0
	Sangamon	0	0	0	4,063	0	0	169,418	0
	Scott	0	0	0	0	0	0	4,350	0
7th	Circuit Total	272	0	0	5,563	21	0	280,737	0
8th	Adams	3,108	0	0	287	0	0	59,414	0
	Brown	0	0	0	0	0	0	3,938	0
	Calhoun	0	0	0	0	0	0	4,883	0
	Cass	0	0	0	0	0	0	15,769	0
	Mason	209	0	0	34	0	0	12,921	0
	Menard	0	0	280	337	0	0	8,229	0
	Pike	2,062	0	0	1,984	0	0	30,802	0
	Schuyler	100	0	0	0	0	0	11,830	0
8th	Circuit Total	5,478	0	280	2,642	0	0	147,786	0
9th	Fulton	0	0	0	156	0	0	47,177	0
	Hancock	0	0	0	0	0	0	21,033	0
	Henderson	696	0	0	0	0	0	33,126	0
	Knox	621	0	0	315	0	0	36,209	0
	McDonough	136	0	0	909	0	0	39,935	0
	Warren	453	0	380	400	0	0	22,752	0
9th	Circuit Total	1,906	0	380	1,780	0	0	200,232	0
10th	Marshall	100	0	0	100	0	0	5,199	0
	Peoria	7,545	0	0	4,772	0	0	101,743	0
	Putnam	0	0	0	0	0	0	7,766	0
	Stark	0	0	0	281	0	0	7,264	0
	Tazewell	8,135	0	0	3,223	0	0	120,738	0
10th	Circuit Total	15,780	0	0	8,376	0	0	242,710	0
11th	Ford	50	0	0	550	0	0	11,180	0
	Livingston	0	0	0	0	0	0	2,176	50,050
	Logan	0	0	0	16	0	0	21,340	0
	McLean	20,773	0	0	4,437	0	0	259,655	0
	Woodford	1,857	0	0	225	0	0	33,979	0
11th	Circuit Total	22,680	0	0	5,228	0	0	328,330	50,050

# CIRCUIT CLERK DISBURSEMENT OF FUNDS

CIRCUIT	COUNTY	FINES, PENALTIES, ASSESSMENTS AND FORFEITURES (CONTINUED)							
		STATE							
		ROADSIDE MEMORIAL FUND	TRUCKING ENVIRONMENTAL & EDUCATION FUND	SECRETARY OF STATE POLICE DUI FUND	SECRETARY OF STATE POLICE SERVICES FUND	SECRETARY OF STATE POLICE VEHICLE FUND	STATE ASSET FORFEITURE FUND	STATE POLICE OPERATIONS ASSISTANCE FUND	STATE POLICE STREETGANG RELATED CRIME FUND
12th	Will	15,609	0	0	4,533	0	0	590,793	100
12th	Circuit Total	15,609	0	0	4,533	0	0	590,793	100
13th	Bureau	2,050	0	0	0	0	0	26,033	0
	Grundy	0	0	0	6,450	0	0	560	0
	LaSalle	0	0	0	0	0	0	137,136	0
13th	Circuit Total	2,050	0	0	6,450	0	0	163,729	0
14th	Henry	954	426	0	0	0	0	40,872	0
	Mercer	0	0	0	0	0	0	9,349	0
	Rock Island	9,113	0	0	2	0	0	157,185	0
	Whiteside	1,300	0	0	0	0	0	54,641	0
14th	Circuit Total	11,366	426	0	2	0	0	262,047	0
15th	Carroll	0	0	0	0	0	0	13,754	0
	Jo Daviess	0	0	0	2	0	0	22,490	0
	Lee	1,107	0	0	111	0	0	47,329	0
	Ogle	1,443	0	0	0	0	0	85,957	0
	Stephenson	0	0	0	713	0	0	64,235	0
15th	Circuit Total	2,550	0	0	826	0	0	233,765	0
16th	Kane	15,350	0	0	417	0	0	476,559	0
16th	Circuit Total	15,350	0	0	417	0	0	476,559	0
17th	Boone	600	0	0	230	0	0	70,198	0
	Winnebago	0	0	0	250	0	0	275,738	0
17th	Circuit Total	600	0	0	480	0	0	345,936	0
18th	DuPage	1,674	0	0	0	0	0	911,785	0
18th	Circuit Total	1,674	0	0	0	0	0	911,785	0
19th	Lake	0	0	5,236	3,431	0	0	4,006	0
19th	Circuit Total	0	0	5,236	3,431	0	0	4,006	0
20th	Monroe	500	0	0	0	0	0	46,149	0
	Perry	0	0	0	0	0	0	17,783	0
	Randolph	76	0	0	0	0	0	23,137	0
	St. Clair	16,680	0	0	244	0	0	219,783	0
	Washington	0	0	0	0	0	0	14,280	0
20th	Circuit Total	17,256	0	0	244	0	0	321,131	0
21st	Iroquois	400	0	0	4,222	0	0	27,840	0
	Kankakee	4,921	0	250	0	16	0	79,641	0
21st	Circuit Total	5,321	0	250	4,222	16	0	107,482	0
22nd	McHenry	1,121	0	0	459	0	0	386,540	0
22nd	Circuit Total	1,121	0	0	459	0	0	386,540	0
23rd	DeKalb	8,800	0	0	0	0	0	105,558	0
	Kendall	1,300	0	0	0	0	0	78,317	0
23rd	Circuit Total	10,100	0	0	0	0	0	183,875	0
	Downstate Total	138,871	4,344	6,844	58,302	177	0	6,562,609	50,150
Cook	Cook County	19,706	0	0	78	0	0	1,049,133	7,691
	State Total	158,578	4,344	6,844	58,380	177	0	7,611,742	57,841

Note: A value of \$0 in the State Total means there were no funds deposited in the specified fund from any county during 2022.

# CIRCUIT CLERK DISBURSEMENT OF FUNDS

CIRCUIT	COUNTY	FINES, PENALTIES, ASSESSMENTS AND FORFEITURES (CONTINUED)							
		STATE							
		STATE POLICE VEHICLE FUND	TRANSPORTATION SAFETY HIGHWAY HIRE-BACK FUND	VEHICLE INSPECTION FUND	CONSERVATION POLICE OPERATIONS ASSISTANCE FUND	PRESCRIPTION PILL AND DRUG DISPOSAL FUND	CRIMINAL JUSTICE INFORMATION PROJECTS FUND	STATE POLICE SERVICES FUND	STATE POLICE MERIT BOARD PUBLIC SAFETY FUND
1st	Alexander	80	978	0	193	114	95	0	4,900
	Jackson	36	0	0	1,276	312	1,177	190	7,838
	Johnson	95	250	0	1,168	114	165	45	6,590
	Massac	40	0	0	562	418	308	0	10,102
	Pope	0	0	0	1,062	0	0	0	1,217
	Pulaski	0	0	0	268	173	238	129	22,534
	Saline	49	0	0	490	384	76	420	2,982
	Union	102	0	0	686	532	392	150	3,808
	Williamson	401	7,349	0	933	342	252	0	67,492
2nd	Circuit Total	803	8,577	0	6,638	2,389	2,703	934	127,462
2nd	Crawford	0	0	0	611	38	38	0	1,595
	Edwards	0	0	0	27	150	110	0	1,243
	Franklin	180	23,427	0	770	646	504	0	5,287
	Gallatin	100	0	0	54	0	0	0	1,284
	Hamilton	205	0	0	432	190	140	0	1,416
	Hardin	0	0	0	125	304	197	0	836
	Jefferson	175	250	0	352	459	448	60	2,786
	Lawrence	0	0	0	1,454	342	252	0	1,401
	Richland	20	0	0	191	456	336	0	1,894
	Wabash	0	0	0	235	0	0	0	1,149
	Wayne	20	0	0	3,673	380	224	0	3,775
	White	82	0	0	459	739	507	0	5,029
2nd	Circuit Total	782	23,677	0	8,383	3,703	2,757	60	27,694
3rd	Bond	348	0	0	238	380	281	0	7,761
	Madison	325	0	0	4,570	2,528	2,422	0	47,453
3rd	Circuit Total	673	0	0	4,808	2,908	2,703	0	55,214
4th	Christian	0	0	0	504	868	900	239	4,115
	Clay	107	0	0	386	702	584	0	2,417
	Clinton	20	0	0	2,579	190	305	0	5,217
	Effingham	216	0	0	305	1,967	1,480	354	7,057
	Fayette	70	0	0	1,222	1,165	671	265	14,478
	Jasper	20	0	0	646	478	140	70	1,271
	Marion	73	0	0	3,210	826	588	10	7,389
	Montgomery	142	3,750	0	794	895	852	330	30,872
	Shelby	0	0	0	675	501	358	67	2,265
4th	Circuit Total	647	3,750	0	10,320	7,593	5,878	1,334	75,081
5th	Clark	0	0	0	54	0	196	40	9,034
	Coles	0	125	0	436	1,305	953	2,680	5,688
	Cumberland	40	250	0	17	84	157	170	2,592
	Edgar	0	0	0	264	105	88	27	1,674
	Vermilion	0	0	0	0	3,747	1,885	121	11,404
5th	Circuit Total	40	375	0	771	5,240	3,279	3,038	30,392

# CIRCUIT CLERK DISBURSEMENT OF FUNDS

CIRCUIT	COUNTY	FINES, PENALTIES, ASSESSMENTS AND FORFEITURES (CONTINUED)							
		STATE							
		STATE POLICE VEHICLE FUND	TRANSPORTATION SAFETY HIGHWAY HIRE-BACK FUND	VEHICLE INSPECTION FUND	CONSERVATION POLICE OPERATIONS ASSISTANCE FUND	PRESCRIPTION PILL AND DRUG DISPOSAL FUND	CRIMINAL JUSTICE INFORMATION PROJECTS FUND	STATE POLICE SERVICES FUND	STATE POLICE MERIT BOARD PUBLIC SAFETY FUND
6th	Champaign	40	3,500	0	329	638	392	1,449	20,444
	DeWitt	0	0	0	1,749	328	332	149	2,805
	Douglas	0	0	0	54	612	576	345	3,751
	Macon	21	0	0	265	360	303	3,245	12,772
	Moultrie	0	0	0	510	243	255	205	1,650
	Piatt	9	500	0	2	145	127	200	1,703
6th	Circuit Total	70	4,000	0	2,909	2,326	1,985	5,593	43,125
7th	Greene	20	0	0	159	769	271	79	1,991
	Jersey	120	0	0	225	750	715	0	6,731
	Macoupin	385	250	0	505	342	633	340	7,267
	Morgan	0	0	0	339	722	502	170	4,325
	Sangamon	320	0	0	600	910	1,256	0	52,532
	Scott	40	0	0	54	154	114	20	1,642
7th	Circuit Total	885	250	0	1,882	3,647	3,491	609	74,488
8th	Adams	40	0	0	332	1,872	1,377	786	12,787
	Brown	0	0	0	162	96	31	0	1,426
	Calhoun	0	0	0	482	367	252	70	1,051
	Cass	40	0	0	714	482	439	370	2,868
	Mason	0	0	0	514	323	249	220	2,853
	Menard	0	0	0	193	8	222	15	1,176
	Pike	232	375	0	530	646	1,931	0	7,011
	Schuyler	20	0	0	351	105	151	200	1,781
8th	Circuit Total	332	375	0	3,278	3,899	4,651	1,661	30,952
9th	Fulton	156	0	0	1,333	414	306	0	6,605
	Hancock	0	0	0	225	503	684	2,923	2,257
	Henderson	221	0	0	261	304	234	0	5,426
	Knox	60	0	0	164	705	452	35	6,809
	McDonough	103	250	0	407	981	835	2,940	5,237
	Warren	58	0	0	247	791	224	25	3,656
9th	Circuit Total	598	250	0	2,637	3,698	2,735	5,923	29,990
10th	Marshall	0	250	0	460	76	224	16	973
	Peoria	547	766	575	2,819	1,689	9,660	11,138	26,159
	Putnam	0	500	0	798	34	30	10	1,369
	Stark	0	0	0	0	38	28	25	1,665
	Tazewell	181	1,941	0	1,140	1,162	848	838	30,764
10th	Circuit Total	728	3,458	575	5,216	2,999	10,790	12,027	60,929
11th	Ford	0	250	0	54	310	212	300	2,046
	Livingston	40	0	0	52,931	1,019	702	0	7,663
	Logan	120	1,431	0	135	659	504	204	4,772
	McLean	879	13,550	0	85	3,322	1,976	13,489	51,419
	Woodford	40	272	0	25	837	1,115	619	5,781
11th	Circuit Total	1,079	15,503	0	53,230	6,147	4,509	14,612	71,681

# CIRCUIT CLERK DISBURSEMENT OF FUNDS

CIRCUIT	COUNTY	FINES, PENALTIES, ASSESSMENTS AND FORFEITURES (CONTINUED)							
		STATE							
		STATE POLICE VEHICLE FUND	TRANSPORTATION SAFETY HIGHWAY HIRE-BACK FUND	VEHICLE INSPECTION FUND	CONSERVATION POLICE OPERATIONS ASSISTNACE FUND	PRESCRIPTION PILL AND DRUG DISPOSAL FUND	CRIMINAL JUSTICE INFORMATION PROJECTS FUND	STATE POLICE SERVICES FUND	STATE POLICE MERIT BOARD PUBLIC SAFETY FUND
12th	Will	960	51,115	0	2,766	6,497	5,079	990	195,946
12th	Circuit Total	960	51,115	0	2,766	6,497	5,079	990	195,946
13th	Bureau	20	250	0	2,453	760	560	50	4,679
	Grundy	520	0	75,863	752	0	1,898	0	9,879
	LaSalle	220	1,500	0	5,501	1,231	1,232	396	22,657
13th	Circuit Total	760	1,750	75,863	8,706	1,991	3,690	446	37,214
14th	Henry	20	375	0	175	0	38	252	0
	Mercer	20	0	0	1,279	76	56	0	1,721
	Rock Island	319	250	0	2,394	1,976	1,262	620	55,532
	Whiteside	120	500	0	1,406	594	442	0	15,452
14th	Circuit Total	479	1,125	0	5,254	2,646	1,798	872	72,704
15th	Carroll	0	0	0	446	646	448	0	2,961
	Jo Daviess	20	0	0	706	192	137	0	5,088
	Lee	45	0	0	650	509	535	410	8,752
	Ogle	120	4,058	0	351	1,241	967	210	16,324
	Stephenson	155	0	0	419	954	697	0	13,657
15th	Circuit Total	340	4,058	0	2,572	3,542	2,784	620	46,783
16th	Kane	773	125	0	265	4,204	3,093	16,454	106,061
16th	Circuit Total	773	125	0	265	4,204	3,093	16,454	106,061
17th	Boone	0	479	0	262	902	786	517	8,782
	Winnebago	220	0	0	0	2,182	1,615	1,006	50,124
17th	Circuit Total	220	479	0	262	3,084	2,401	1,523	58,906
18th	DuPage	1,583	25	0	0	14,402	0	2,671	212,476
18th	Circuit Total	1,583	25	0	0	14,402	0	2,671	212,476
19th	Lake	0	0	580,434	0	0	17,870	0	11,987
19th	Circuit Total	0	0	580,434	0	0	17,870	0	11,987
20th	Monroe	20	0	0	423	948	1,458	200	8,489
	Perry	0	0	0	2,178	114	84	0	2,783
	Randolph	0	0	0	1,696	0	0	0	3,414
	St. Clair	1,462	714	0	3,603	1,280	2,296	1,050	54,621
	Washington	80	0	0	410	175	120	130	2,459
20th	Circuit Total	1,562	714	0	8,309	2,517	3,958	1,380	71,764
21st	Iroquois	441	0	0	324	220	173	679	8,318
	Kankakee	526	1,000	0	518	2,001	1,579	210	22,549
21st	Circuit Total	966	1,000	0	842	2,221	1,752	889	30,867
22nd	McHenry	0	392	0	1,142	4,811	3,797	87,288	0
22nd	Circuit Total	0	392	0	1,142	4,811	3,797	87,288	0
23rd	DeKalb	180	0	0	981	1,279	1,353	0	19,857
	Kendall	0	250	0	385	823	1,204	250	16,859
23rd	Circuit Total	180	250	0	1,366	2,102	2,557	250	36,716
	Downstate Total	14,460	121,246	656,873	131,556	92,566	94,257	159,175	1,508,433
Cook	Cook County	0	525	0	2,008	3,249	2,585	64,149	213,537
	State Total	14,460	121,771	656,873	133,564	95,815	96,842	223,324	1,721,971

# CIRCUIT CLERK DISBURSEMENT OF FUNDS

CIRCUIT	COUNTY	FINES, PENALTIES, ASSESSMENTS AND FORFEITURES (CONTINUED)											
		STATE											
		GUARDIANSHIP AND ADVOCACY FUND	SPECIALIZED SERVICES FOR SURVIVORS OF HUMAN TRAFFICKING FUND	ACCESS TO JUSTICE FUND	STATE'S ATTORNEY'S APPELLATE PROSECUTOR	SUPREME COURT SPECIAL PURPOSES FUND	GEORGE BAILEY MEMORIAL FUND	STATE POLICE LAW ENFORCEMENT ADMINISTRATIVE FUND	SCOTT'S LAW FUND	LAW ENFORCEMENT CAMERA GRANT FUND	OTHER *	TOTAL STATE	TOTAL ALL DISBURSEMENTS
1st	Alexander	665	0	272	0	1,224	0	32,995	0	3,014	0	102,835	302,911
	Jackson	1,045	0	3,429	10	15,486	0	41,471	0	4,575	0	259,135	533,737
	Johnson	2,090	0	490	82	2,205	0	99,754	722	4,045	0	212,371	442,271
	Massac	3,895	0	904	40	4,077	0	39,669	0	5,544	0	236,356	658,679
	Pope	760	0	114	0	504	0	8,795	0	723	0	38,528	83,682
	Pulaski	1,235	0	578	24	1,269	2	19,163	0	15,553	0	248,797	1,034,108
	Saline	3,420	0	1,656	10	7,506	0	75,395	0	1,368	0	165,918	714,738
	Union	2,565	0	854	10	3,852	0	50,610	500	2,076	0	181,922	378,078
	Williamson	11,115	0	4,793	20	21,597	0	196,343	0	7,055	0	2,219,707	2,978,201
2nd	Circuit Total	26,790	0	13,091	196	57,721	2	564,200	1,222	43,953	0	3,665,569	7,126,406
2nd	Crawford	4,380	0	900	0	4,064	0	6,047	0	680	0	74,634	239,418
	Edwards	950	0	264	0	1,188	1	10,277	0	639	0	43,748	121,438
	Franklin	7,030	0	2,636	12	12,015	0	44,113	0	2,500	0	272,641	572,215
	Gallatin	475	0	298	0	1,341	0	19,706	0	545	0	47,728	114,637
	Hamilton	1,330	0	468	0	2,099	0	18,363	0	714	0	94,704	163,199
	Hardin	1,140	0	210	0	945	0	1,506	0	375	0	47,645	116,668
	Jefferson	4,750	0	2,617	10	11,875	0	52,847	0	1,093	0	194,592	637,153
	Lawrence	3,325	0	864	10	4,019	0	9,336	0	386	0	120,025	247,266
	Richland	1,900	0	754	0	3,395	0	8,677	0	801	0	115,566	312,038
	Wabash	1,520	0	504	80	2,278	0	15,984	0	486	0	70,150	158,368
	Wayne	4,370	803	0	0	3,734	0	68,514	0	1,870	0	167,749	317,346
	White	3,040	0	740	113	3,348	0	80,962	0	2,010	0	227,166	383,565
2nd	Circuit Total	34,210	803	10,256	226	50,302	1	336,337	0	12,100	0	1,476,348	3,383,311
3rd	Bond	3,990	0	729	20	3,289	0	33,822	0	4,826	0	171,454	874,140
	Madison	37,715	0	87,241	230	393,151	0	205,614	0	17,520	0	1,823,415	4,123,584
3rd	Circuit Total	41,705	0	87,970	250	396,440	0	239,436	0	22,346	0	1,994,869	4,997,724
4th	Christian	9,325	0	2,876	0	13,007	2	2,587	0	2,009	0	172,709	403,494
	Clay	0	0	726	20	3,267	0	21,275	0	1,025	0	133,118	325,380
	Clinton	5,035	0	1,320	30	5,976	0	4,970	0	1,822	0	183,995	540,415
	Effingham	8,930	0	1,708	100	7,713	2	114,999	0	2,996	0	392,821	694,282
	Fayette	0	0	1,184	0	5,357	1	22,246	0	2,095	0	462,553	602,152
	Jasper	3,230	0	391	0	1,759	8	8,335	0	529	0	65,697	127,619
	Marion	8,550	0	2,433	10	10,975	4	60,977	0	3,381	0	291,437	857,164
	Montgomery	6,555	0	1,445	82	6,549	0	716,386	0	5,471	3,273	1,064,744	1,232,975
	Shelby	5,800	0	958	0	4,320	0	2,629	0	742	0	94,233	231,751
4th	Circuit Total	47,425	0	13,043	242	58,925	17	954,407	0	20,073	3,273	2,861,305	5,015,232
5th	Clark	3,230	0	576	20	2,639	0	34,424	0	826	0	237,643	375,670
	Coles	10,070	0	3,565	0	16,076	0	10,224	0	2,270	0	300,383	838,849
	Cumberland	2,280	0	474	25	2,135	0	23,819	0	1,229	0	78,816	184,814
	Edgar	4,465	0	1,010	0	4,554	0	1,915	0	569	0	56,313	195,989
	Vermilion	16,245	0	5,520	40	24,840	0	14,674	0	4,656	0	444,140	962,677
5th	Circuit Total	36,290	0	11,146	85	50,244	0	85,057	0	9,550	0	1,117,294	2,557,999

\*Fines, Penalties, Assessments, Charges, and Forfeitures reported to the State, that is not allocated to any specific fund.

# CIRCUIT CLERK DISBURSEMENT OF FUNDS

CIRCUIT	COUNTY	FINES, PENALTIES, ASSESSMENTS AND FORFEITURES (CONTINUED)											
		STATE											
		GUARDIANSHIP AND ADVOCACY FUND	SPECIALIZED SERVICES FOR SURVIVORS OF HUMAN TRAFFICKING FUND	ACCESS TO JUSTICE FUND	STATE'S ATTORNEY'S APPELLATE PROSECUTOR	SUPREME COURT SPECIAL PURPOSES FUND	GEORGE BAILEY MEMORIAL FUND	STATE POLICE LAW ENFORCEMENT ADMINISTRATIVE FUND	SCOTT'S LAW FUND	LAW ENFORCEMENT CAMERA GRANT FUND	OTHER *	TOTAL STATE	TOTAL ALL DISBURSEMENTS
6th	Champaign	0	0	11,431	0	51,662	30	86,744	0	11,096	35,569	781,049	1,402,617
	DeWitt	3,800	0	832	65	3,753	0	2,506	0	968	0	91,377	214,775
	Douglas	4,085	0	774	10	3,492	0	42,038	0	926	0	235,059	688,229
	Macon	25,080	0	7,425	60	33,455	2	29,662	500	6,609	0	583,408	1,300,405
	Moultrie	3,325	0	562	0	2,531	0	1,939	0	601	0	72,519	203,495
	Piatt	3,515	0	706	10	3,222	0	23,409	250	832	0	87,718	174,516
6th	Circuit Total	39,805	0	21,731	145	98,115	32	186,300	750	21,033	35,569	1,851,130	3,984,037
7th	Greene	2,570	0	615	10	2,767	0	9,400	0	550	0	87,919	230,381
	Jersey	4,560	0	1,034	0	4,784	2	84,710	0	3,687	0	295,670	542,776
	Macoupin	9,405	0	2,434	20	10,726	0	232,066	2,890	3,078	0	439,464	674,492
	Morgan	8,075	0	2,198	0	9,963	0	6,156	0	1,878	19	159,324	438,271
	Sangamon	6,935	0	16,221	170	73,237	0	266,556	3,500	17,528	0	1,511,700	4,085,288
	Scott	2,090	0	226	20	1,017	0	37,415	0	941	0	73,444	99,144
7th	Circuit Total	33,635	0	22,728	220	102,495	2	636,305	6,390	27,662	19	2,567,522	6,070,353
8th	Adams	14,440	0	4,674	10	21,105	1	108,155	0	5,833	2	558,142	1,045,335
	Brown	0	0	206	20	927	0	3,377	0	779	0	28,532	67,819
	Calhoun	0	0	162	0	738	1	558	0	351	0	42,616	79,674
	Cass	0	0	676	40	3,069	0	12,210	0	1,451	0	119,424	238,313
	Mason	3,325	0	672	0	3,033	3	525	0	1,429	4,471	98,605	269,153
	Menard	0	0	654	0	2,961	0	1,126	0	550	0	127,060	209,392
	Pike	4,750	0	832	60	3,771	8	133,460	1,125	2,552	0	452,514	1,029,389
	Schuyler	1,805	0	532	0	2,408	0	16,760	0	777	0	99,801	151,035
8th	Circuit Total	24,320	0	8,408	130	38,012	13	276,173	1,125	13,722	4,473	1,526,693	3,090,110
9th	Fulton	7,410	0	1,696	132	7,668	0	1,763	0	2,943	20	280,831	716,354
	Hancock	95	0	434	0	1,620	5	13,285	0	651	0	119,831	317,422
	Henderson	200	0	318	0	1,431	3	114,332	0	2,630	0	273,155	422,362
	Knox	15,160	0	2,852	12	12,870	0	77,012	0	3,270	8,174	353,823	1,106,303
	McDonough	3,100	0	1,651	30	7,492	2	49,152	0	4,034	0	284,075	692,319
	Warren	0	0	866	0	3,924	1	38,226	0	1,520	0	160,744	482,340
9th	Circuit Total	25,965	0	7,817	174	35,005	11	293,772	0	15,048	8,194	1,472,460	3,737,100
10th	Marshall	570	0	661	20	2,974	2	1,708	0	479	3,527	38,827	89,948
	Peoria	29,900	0	12,600	50	56,957	45	156,896	750	6,901	0	875,712	1,829,377
	Putnam	1,710	0	376	30	1,692	0	4,838	0	705	0	51,296	132,977
	Stark	475	0	266	0	1,197	1	1,135	0	651	0	34,210	121,207
	Tazewell	28,785	0	6,718	0	30,456	7	189,803	250	16,197	2,986	897,930	2,100,991
10th	Circuit Total	61,440	0	20,621	100	93,277	56	354,381	1,000	24,934	6,512	1,897,974	4,274,501
11th	Ford	2,945	0	708	50	3,246	283	16,563	0	993	0	97,785	315,056
	Livingston	12,400	0	2,002	120	9,054	1	93,128	4,450	3,480	0	441,795	812,436
	Logan	4,750	0	2,240	190	10,100	2	48,753	1,500	2,196	0	195,337	431,875
	McLean	22,325	0	10,360	90	46,771	0	163,426	6,222	15,072	0	2,020,021	4,459,624
	Woodford	11,210	300	1,370	140	6,158	0	27,538	500	2,726	0	241,962	678,057
11th	Circuit Total	53,630	300	16,681	590	75,329	286	349,410	12,672	24,467	0	2,996,900	6,697,048

\*Fines, Penalties, Assessments, Charges, and Forfeitures reported to the State, that is not allocated to any specific fund.

# CIRCUIT CLERK DISBURSEMENT OF FUNDS

CIRCUIT	COUNTY	FINES, PENALTIES, ASSESSMENTS AND FORFEITURES (CONTINUED)											
		STATE											
		GUARDIANSHIP AND ADVOCACY FUND	SPECIALIZED SERVICES FOR SURVIVORS OF HUMAN TRAFFICKING FUND	ACCESS TO JUSTICE FUND	STATE'S ATTORNEY'S APPELLATE PROSECUTOR	SUPREME COURT SPECIAL PURPOSES FUND	GEORGE BAILEY MEMORIAL FUND	STATE POLICE LAW ENFORCEMENT ADMINISTRATIVE FUND	SCOTT'S LAW FUND	LAW ENFORCEMENT CAMERA GRANT FUND	OTHER *	TOTAL STATE	TOTAL ALL DISBURSEMENTS
12th	Will	0	0	41,533	160	188,061	0	1,445,426	15,452	81,405	0	5,859,551	18,229,546
12th	Circuit Total	0	0	41,533	160	188,061	0	1,445,426	15,452	81,405	0	5,859,551	18,229,546
13th	Bureau	500	0	2,051	80	9,313	0	70,323	0	1,351	0	255,305	618,124
	Grundy	10,640	0	3,708	90	16,722	2	23,827	0	5,589	0	392,247	847,717
	LaSalle	21,470	0	7,057	180	32,100	14	106,386	749	10,490	0	772,031	2,492,008
13th	Circuit Total	32,610	0	12,816	350	58,135	16	200,536	749	17,430	0	1,419,583	3,957,849
14th	Henry	10,146	0	2,316	70	10,469	1	150,121	0	4,780	0	388,469	877,982
	Mercer	4,750	0	772	0	4,184	0	1,470	0	509	0	91,765	204,103
	Rock Island	36,860	0	9,633	12	43,530	0	123,668	0	10,366	0	1,736,594	2,563,535
	Whiteside	11,730	0	5,564	50	25,186	4	151,153	3,000	7,543	0	564,627	1,176,120
14th	Circuit Total	63,486	0	18,285	132	83,370	5	426,414	3,000	23,198	0	2,781,455	4,821,740
15th	Carroll	4,180	0	1,216	23	4,023	0	3,277	0	1,333	0	100,224	206,185
	Jo Daviess	5,320	0	1,218	10	5,526	0	26,441	250	2,434	0	142,951	371,593
	Lee	7,410	0	2,316	60	10,485	4	64,990	0	4,153	18,195	366,055	765,952
	Ogle	7,980	0	2,424	150	10,982	1	96,012	0	6,699	0	551,673	1,205,142
	Stephenson	7,315	0	2,792	0	12,636	0	124,877	0	4,984	0	461,669	979,950
15th	Circuit Total	32,205	0	9,966	243	43,652	5	315,599	250	19,603	18,195	1,622,572	3,528,822
16th	Kane	53,295	50	26,971	190	122,201	148	162,664	0	46,940	150	2,635,380	6,426,192
16th	Circuit Total	53,295	50	26,971	190	122,201	148	162,664	0	46,940	150	2,635,380	6,426,192
17th	Boone	6,650	0	2,378	164	10,730	0	32,710	672	3,343	0	405,881	1,396,571
	Winnebago	0	0	17,790	284	80,637	0	145,315	0	27,999	0	1,540,947	4,517,034
17th	Circuit Total	6,650	0	20,168	448	91,368	0	178,025	672	31,343	0	1,946,828	5,913,605
18th	DuPage	51,870	0	47,752	110	216,785	0	376,469	0	124,055	0	4,716,277	23,378,436
18th	Circuit Total	51,870	0	47,752	110	216,785	0	376,469	0	124,055	0	4,716,277	23,378,436
19th	Lake	4,035	492	1,465	124,695	15,390	0	34,708	0	157,387	24	1,953,447	10,064,635
19th	Circuit Total	4,035	492	1,465	124,695	15,390	0	34,708	0	157,387	24	1,953,447	10,064,635
20th	Monroe	3,135	0	1,277	10	5,802	0	2,817	0	4,412	0	255,645	570,643
	Perry	2,945	0	1,040	0	4,689	0	35,255	0	1,286	0	148,237	305,193
	Randolph	5,890	0	1,610	0	7,299	0	5,615	0	2,070	0	104,875	346,147
	St. Clair	41,230	250	68,112	150	303,894	0	208,431	762	16,572	0	1,904,848	2,652,995
	Washington	3,230	0	649	20	2,956	1	15,836	0	1,109	0	96,666	272,942
20th	Circuit Total	56,430	250	72,688	180	324,641	1	267,956	762	25,450	0	2,510,269	4,147,919
21st	Iroquois	8,935	0	1,356	20	6,120	2	114,014	3,630	2,603	0	380,735	464,648
	Kankakee	20,140	0	7,079	40	32,051	0	100,996	5,136	10,275	7,752	636,083	1,259,518
21st	Circuit Total	29,075	0	8,435	60	38,171	2	215,010	8,766	12,878	7,752	1,016,818	1,724,165
22nd	McHenry	30,970	300	16,420	170	74,415	3	38,406	5,250	40,707	0	1,793,683	5,374,156
22nd	Circuit Total	30,970	300	16,420	170	74,415	3	38,406	5,250	40,707	0	1,793,683	5,374,156
23rd	DeKalb	0	0	6,056	10	27,405	0	24,082	0	9,183	0	530,414	1,511,627
	Kendall	0	0	7,281	80	33,104	0	1,566	0	6,331	0	488,261	1,183,012
23rd	Circuit Total	0	0	13,337	90	60,509	0	25,648	0	15,514	0	1,018,675	2,694,639
	Downstate Total	785,841	2,195	523,335	129,188	2,372,571	602	7,962,651	58,062	830,808	84,162	52,702,605	141,195,523
Cook	Cook County	636,791	0	370,671	0	1,707,251	0	256,121	18,497	124,996	0	6,878,588	27,374,728
	State Total	1,422,631	2,195	894,007	129,188	4,079,822	602	8,218,773	76,560	955,805	84,162	59,581,193	168,570,250

\*Fines, Penalties, Assessments, Charges, and Forfeitures reported to the State, that is not allocated to any specific fund.



# CIRCUIT CLERK DISBURSEMENT OF FUNDS

CIRCUIT	COUNTY	FEES OF OTHERS										
		STATE'S ATTORNEY		SHERIFF					COURT-APPOINTED COUNSEL			
		FEES	RECORDS AUTOMATION FUND	FEES (SERVICE OF PROCESS <sup>o</sup> )	COUNTY GENERAL FUND FOR COURT SECURITY	COUNTY LAW LIBRARY FUND	MARRIAGE FUND OF THE CIRCUIT COURT	COUNTY FUND TO FINANCE THE COURT SYSTEM	DEFENSE COUNSEL	JUVENILE REPRESENTATION	STATE APPELLATE DEFENDER	
1st	Alexander	15,037	360	3,534	29,765	2,660	0	19,344	4,822	0	0	
	Jackson	31,593	1,301	2,046	109,598	15,150	2,358	103,515	4,898	0	0	
	Johnson	20,948	1,029	4,727	27,773	4,852	80	43,468	1,528	0	0	
	Massac	29,742	1,940	532	38,523	6,795	0	33,123	23,245	0	0	
	Pope	5,745	76	2,445	7,986	1,133	0	3,458	8,503	0	0	
	Pulaski	83,966	6,397	6,460	113,809	3,057	0	91,645	2,353	0	0	
	Saline	6,958	629	21,587	43,628	16,680	280	49,979	161,392	0	0	
	Union	18,107	1,476	2,303	33,253	8,596	80	30,746	15,124	0	0	
	Williamson	201,516	3,981	20,815	218,868	7,079	920	128,356	1,874	0	0	
2nd	Circuit Total	413,612	17,191	64,450	623,204	66,002	3,718	503,633	223,739	0	0	
2nd	Crawford	7,728	242	5,468	44,097	8,900	0	13,635	0	0	0	
	Edwards	5,029	357	686	18,279	2,540	0	4,546	0	0	0	
	Franklin	26,804	3,054	27,795	136,985	26,355	340	39,118	0	0	0	
	Gallatin	4,495	686	1,922	11,303	2,880	0	4,712	25	0	0	
	Hamilton	8,227	383	7,563	31,700	4,600	0	8,788	315	0	0	
	Hardin	6,609	170	3,708	11,400	2,060	0	4,795	3,383	0	0	
	Jefferson	16,071	673	8,346	99,739	26,318	0	33,251	2,142	0	0	
	Lawrence	8,832	631	13,519	45,526	8,580	0	15,909	473	0	0	
	Richland	11,335	372	3,817	33,444	7,305	0	16,869	18,467	0	0	
	Wabash	5,610	116	4,180	27,008	5,000	0	7,991	83,453	0	0	
	Wayne	18,838	156	13,548	28,162	8,030	160	17,622	720	0	0	
	White	21,914	894	16,458	71,278	7,380	0	18,511	0	0	0	
	2nd	Circuit Total	141,491	7,736	107,011	558,920	109,948	500	185,748	108,978	0	0
	3rd	Bond	23,384	1,883	15,462	47,491	4,690	0	544	30,846	500	0
Madison		23,291	3,689	63,862	3,096	262,101	0	2,660	0	0	0	
3rd	Circuit Total	46,675	5,572	79,324	50,587	266,791	0	3,204	30,846	500	0	
4th	Christian	16,448	2,325	19,015	74,268	14,503	280	67,279	1,828	0	0	
	Clay	6,150	1,211	17,701	50,155	7,046	110	17,814	1,105	0	0	
	Clinton	18,189	688	29,870	66,090	12,743	480	45,363	213	0	0	
	Effingham	38,471	1,165	24,367	69,139	3,396	430	53,032	108	0	0	
	Fayette	27,201	1,488	14,533	59,806	0	260	78,462	2,961	0	0	
	Jasper	6,188	438	1,790	16,449	2,918	70	13,902	2,818	0	0	
	Marion	884	3,527	5,724	83,312	18,195	770	23,455	2,859	0	0	
	Montgomery	76,244	3,558	32,954	103,174	13,808	250	127,862	1,064	527	0	
	Shelby	11,413	288	9,888	33,107	7,185	220	43,900	1,609	0	0	
	4th	Circuit Total	201,187	14,691	155,842	555,500	79,793	2,870	471,069	14,565	527	0
5th	Clark	11,533	390	10,977	34,902	2,933	10	14,893	0	0	0	
	Coles	20,010	1,775	44,098	108,357	14,986	660	75,651	9,714	0	0	
	Cumberland	8,956	570	18,101	25,271	2,383	50	10,908	249	0	0	
	Edgar	4,960	349	3,187	32,926	6,773	240	8,511	6,219	0	0	
	Vermilion	21,831	73,784	44,196	257,875	30,114	870	52,096	2,481	0	0	
5th	Circuit Total	67,291	76,869	120,558	459,331	57,188	1,830	162,058	18,662	0	0	

\*Contains the FTA Warrant Fee and e-Citation Fee

# CIRCUIT CLERK DISBURSEMENT OF FUNDS

CIRCUIT	COUNTY	FEES OF OTHERS									
		STATE'S ATTORNEY		SHERIFF					COURT-APPOINTED COUNSEL		
		FEES	RECORDS AUTOMATION FUND	FEES (SERVICE OF PROCESS*)	COUNTY GENERAL FUND FOR COURT SECURITY	COUNTY LAW LIBRARY FUND	MARRIAGE FUND OF THE CIRCUIT COURT	COUNTY FUND TO FINANCE THE COURT SYSTEM	DEFENSE COUNSEL	JUVENILE REPRESENTATION	STATE APPELLATE DEFENDER
6th	Champaign	310,079	4,458	60,415	253,268	97,601	0	91,687	19,164	17,695	0
	DeWitt	7,931	549	1,714	31,186	5,248	0	19,819	2,129	13,484	0
	Douglas	1,474	1,303	23,159	413	7,288	0	1,253	15,219	10,118	0
	Macon	71,429	3,963	82,709	339,356	74,022	1,200	69,402	3,018	34,842	0
	Moultrie	8,343	550	18,715	27,787	5,625	0	11,180	12,086	650	0
	Piatt	6,543	597	4,664	31,708	7,147	0	11,132	6,852	467	0
	Circuit Total	405,799	11,421	191,375	683,718	196,931	1,200	204,473	58,467	77,256	0
7th	Greene	7,293	448	15,090	26,063	5,895	140	26,079	836	0	0
	Jersey	36,566	588	23,813	70,283	5,360	250	82,646	1,496	0	0
	Macoupin	54,499	2,569	13,492	72,706	21,828	0	32,653	861	746	0
	Morgan	26,097	392	7,090	68,565	19,836	270	58,714	900	0	0
	Sangamon	2,238	7,641	17,080	3,006	163,483	3,040	1,534	1,080	0	0
	Scott	2,757	814	326	15,929	1,130	0	13,992	6,584	0	0
	Circuit Total	129,450	12,454	76,891	256,552	217,532	3,700	215,618	11,756	746	0
8th	Adams	59,498	4,181	12,966	155,465	28,497	610	181,327	41,645	0	0
	Brown	4,023	325	2,817	8,760	856	0	1,696	10	0	0
	Calhoun	3,805	238	1,987	5,289	1,115	0	8,090	925	0	0
	Cass	12,342	401	3,618	27,091	4,220	0	29,363	0	0	0
	Mason	12,226	359	9,833	28,961	3,085	0	24,995	25,452	0	0
	Menard	6,749	0	4,061	22,024	6,081	0	15,669	10,564	0	0
	Pike	20,421	3,641	37,752	48,284	5,343	0	63,909	29,354	0	0
	Schuyler	7,233	999	4,973	15,437	5,248	0	22,262	5,889	0	0
	Circuit Total	126,297	10,145	78,006	311,311	54,445	610	347,310	113,838	0	0
9th	Fulton	2,509	891	26,225	74,602	1,856	0	106,472	63,759	0	0
	Hancock	591	720	8,109	38,135	932	0	105,770	26,200	0	0
	Henderson	292	734	9,415	39,297	318	80	8,711	14,000	0	0
	Knox	1,390	1,483	16,061	41,102	0	0	3,626	14,959	0	0
	McDonough	1,861	1,309	106,521	78,335	1,661	0	16,327	12,986	0	0
	Warren	423	5,145	16,900	33,448	872	200	7,604	13,610	5,510	0
	Circuit Total	7,066	10,284	183,232	304,919	5,639	280	248,510	145,514	5,510	0
10th	Marshall	2,300	557	9,462	13,436	6,626	160	11,289	6,931	0	0
	Peoria	55,480	5,704	246,863	252,489	107,631	3,540	136,631	105,055	100	0
	Putnam	5,437	692	1,224	12,515	3,789	20	12,271	1,539	0	0
	Stark	3,871	839	4,191	17,809	2,634	40	16,542	1,633	0	0
	Tazewell	90,726	5,927	31,139	242,627	45,356	1,090	144,041	45,194	1,515	0
11th	Circuit Total	157,814	13,721	292,878	538,875	166,037	4,850	320,773	160,351	1,615	0
	Ford	5,489	750	13,881	19,274	0	0	4,507	33,453	0	0
	Livingston	16,855	2,982	58,203	60,237	5,982	300	7,123	18,141	95	0
	Logan	10,834	1,744	25,565	47,386	0	240	135	26,561	0	0
	McLean	25,242	8,342	114,895	19,617	51,728	2,150	969,632	61,619	0	0
	Woodford	10,429	1,837	32,083	78,070	4,040	0	9,111	12,256	0	0
11th	Circuit Total	68,849	15,655	244,626	224,584	61,750	2,690	990,508	152,031	95	0

\*Contains the FTA Warrant Fee and e-Citation Fee

# CIRCUIT CLERK DISBURSEMENT OF FUNDS

CIRCUIT	COUNTY	FEES OF OTHERS									
		STATE'S ATTORNEY		SHERIFF					COURT-APPOINTED COUNSEL		
		FEES	RECORDS AUTOMATION FUND	FEES (SERVICE OF PROCESS*)	COUNTY GENERAL FUND FOR COURT SECURITY	COUNTY LAW LIBRARY FUND	MARRIAGE FUND OF THE CIRCUIT COURT	COUNTY FUND TO FINANCE THE COURT SYSTEM	DEFENSE COUNSEL	JUVENILE REPRESENTATION	STATE APPELLATE DEFENDER
12th	Will	17,698	29,396	228,735	41,006	416,455	14,270	16,745	26,791	0	0
12th	Circuit Total	17,698	29,396	228,735	41,006	416,455	14,270	16,745	26,791	0	0
13th	Bureau	2,283	1,286	6,464	104,254	20,622	370	19,641	4,888	0	0
	Grundy	15,281	2,656	6,252	96,458	11,034	820	43,236	0	0	0
	LaSalle	2,507	5,375	87,220	2,113	46,355	0	970	0	0	0
13th	Circuit Total	20,071	9,317	99,936	202,825	78,011	1,190	63,847	4,888	0	0
14th	Henry	19,728	6,278	13,268	101,759	23,175	460	118,202	30,799	0	0
	Mercer	5,282	552	17,321	28,945	7,690	150	14,392	5,722	0	0
	Rock Island	62,589	6,519	104,869	267,654	96,800	0	120,700	98,800	1,844	0
	Whiteside	59,892	4,287	17,359	128,989	43,690	730	88,825	50,694	6,105	0
14th	Circuit Total	147,491	17,637	152,817	527,347	171,355	1,340	342,119	186,016	7,949	0
15th	Carroll	5,743	348	13,454	61,990	2,230	60	23,106	3,100	0	0
	Jo Daviess	9,699	1,575	2,219	56,712	6,140	320	57,465	8,371	0	0
	Lee	19,893	3,576	17,721	93,707	19,130	560	83,986	6,040	0	0
	Ogle	29,736	4,012	40,757	149,415	22,175	400	119,420	589	0	0
	Stephenson	32,305	3,380	40,287	125,108	23,570	710	128,330	21,750	0	0
15th	Circuit Total	97,375	12,892	114,437	486,933	73,245	2,050	412,306	39,850	0	0
16th	Kane	495,466	20,292	94,401	615,064	271,990	0	411,725	3,384	0	0
16th	Circuit Total	495,466	20,292	94,401	615,064	271,990	0	411,725	3,384	0	0
17th	Boone	7,865	1,875	7,724	81,795	23,961	1,580	1,818	181	0	0
	Winnebago	18,585	8,585	68,371	746,847	181,838	4,820	24,063	1,708	0	0
17th	Circuit Total	26,449	10,461	76,095	828,642	205,799	6,400	25,882	1,889	0	0
18th	DuPage	72,417	11,653	53,726	22,451	416,686	12,310	30,614	9,990	47,792	0
18th	Circuit Total	72,417	11,653	53,726	22,451	416,686	12,310	30,614	9,990	47,792	0
19th	Lake	313,121	6,913	526,521	1,399,894	431,970	18,830	10,763	153,787	14,270	0
19th	Circuit Total	313,121	6,913	526,521	1,399,894	431,970	18,830	10,763	153,787	14,270	0
20th	Monroe	44,125	4,318	2,385	90,134	12,675	480	795	0	0	0
	Perry	4,934	853	9,674	26,005	2,098	100	32,986	3,189	0	0
	Randolph	565	1,364	15,191	62,417	2	310	22,831	0	0	0
	St. Clair	104,866	3,533	123,196	1,073,506	420,859	4,090	112,257	1,828	0	0
	Washington	7,789	976	867	36,427	4,800	10	19,645	0	0	0
20th	Circuit Total	162,279	11,045	151,312	1,288,488	440,434	4,990	188,513	5,017	0	0
21st	Iroquois	12,280	6,083	5,821	55,845	13,450	380	38,865	8,871	0	0
	Kankakee	68,774	4,587	75,511	191,785	35,332	4,606	107,714	12,041	500	0
21st	Circuit Total	81,055	10,670	81,332	247,630	48,782	4,986	146,579	20,912	500	0
22nd	McHenry	83,028	6,765	314,555	575,762	168,601	0	86,541	7,028	75	0
22nd	Circuit Total	83,028	6,765	314,555	575,762	168,601	0	86,541	7,028	75	0
23rd	DeKalb	61,346	2,184	19,345	365,989	60,902	1,750	44,934	225	0	0
	Kendall	13,718	5,611	0	5,879	74,068	1,930	3,796	8,971	0	0
23rd	Circuit Total	75,064	7,796	19,345	371,868	134,970	3,680	48,730	9,196	0	0
	Downstate Total	3,357,049	350,587	3,507,405	11,175,413	4,140,351	92,294	5,437,269	1,507,497	156,835	0
Cook	Cook County	401,608	59,358	596,067	0	3,568,432	40,340	17,694	0	0	0
	State Total	3,758,657	409,945	4,103,472	11,175,413	7,708,783	132,634	5,454,963	1,507,497	156,835	0

\*Contains the FTA Warrant Fee and e-Citation Fee

Note: A value of \$0 in the State Total means there were no funds deposited in the specified fund from any county during 2022.

# CIRCUIT CLERK DISBURSEMENT OF FUNDS

CIRCUIT	COUNTY	FEES OF OTHERS								
					MANDATORY ARBITRATION FUND			ELECTRONIC MONITORING DEVICE FEE		
		MUNICIPAL ATTORNEY PROSECUTION FEE	PROBATION AND COURT SERVICES FUND	DISPUTE RESOLUTION FUND	ARBITRATION FEE	REJECTION OF AWARD	DRUG/ALCOHOL TESTING & ELECTRONIC MONITORING FEE	SUBSTANCE ABUSE SERVICES FUND	WORKING CASH FUND	COUNTY GENERAL FUND TO FINANCE EDUCATION PROGRAMS (DUI)
1st	Alexander	0	16,704	0	0	0	263	0	0	0
	Jackson	0	74,489	1,487	0	0	0	0	0	0
	Johnson	0	27,136	362	0	0	0	0	0	0
	Massac	0	43,499	0	0	0	259	0	0	0
	Pope	0	11,321	28	0	0	0	0	0	0
	Pulaski	0	6,260	2	0	0	200	0	0	0
	Saline	0	89,288	539	0	0	1,300	0	0	0
	Union	0	42,030	569	0	0	0	0	0	0
	Williamson	0	107,618	2,828	0	0	0	0	0	0
	Circuit Total	0	418,346	5,815	0	0	2,022	0	0	0
2nd	Crawford	0	35,356	0	0	0	0	0	0	0
	Edwards	0	23,045	0	0	0	0	0	0	0
	Franklin	0	46,548	0	0	0	0	0	0	0
	Gallatin	0	8,074	0	0	0	0	0	0	0
	Hamilton	0	16,872	0	0	0	0	0	0	0
	Hardin	0	12,793	0	0	0	0	0	0	0
	Jefferson	0	84,852	0	0	0	75	0	0	0
	Lawrence	0	27,491	0	0	0	0	0	0	0
	Richland	0	45,501	0	0	0	0	0	0	0
	Wabash	0	18,815	0	0	0	0	0	0	0
	Wayne	0	0	68,436	0	0	0	0	0	0
	White	0	50,664	0	0	0	0	0	0	0
	Circuit Total	0	370,012	68,436	0	0	75	0	0	0
3rd	Bond	0	76,681	0	0	0	0	0	0	0
	Madison	0	233,114	0	340,412	0	0	0	0	0
3rd	Circuit Total	0	309,794	0	340,412	0	0	0	0	0
4th	Christian	0	87,317	0	0	0	36,677	0	0	0
	Clay	0	48,076	0	0	0	12,667	0	0	0
	Clinton	0	95,400	0	0	0	1,120	0	0	0
	Effingham	0	115,675	0	0	0	14,705	0	0	50
	Fayette	0	66,794	0	0	0	9,511	0	0	0
	Jasper	25	17,085	0	0	0	829	0	0	0
	Marion	0	99,305	0	0	0	12,942	0	0	0
	Montgomery	0	64,510	0	0	0	20,873	0	0	0
	Shelby	0	36,346	0	0	0	15,531	0	0	0
	Circuit Total	25	630,508	0	0	0	124,856	0	0	50
5th	Clark	0	15,523	0	0	0	5,719	0	0	0
	Coles	0	141,930	0	0	0	14,483	0	0	0
	Cumberland	0	14,977	0	0	0	647	0	0	0
	Edgar	0	27,874	0	0	0	2,216	0	0	0
	Vermilion	32	138,743	0	10	0	46,813	0	0	0
5th	Circuit Total	32	339,047	0	10	0	69,878	0	0	0

# CIRCUIT CLERK DISBURSEMENT OF FUNDS

CIRCUIT	COUNTY	FEES OF OTHERS								
					MANDATORY ARBITRATION FUND			ELECTRONIC MONITORING DEVICE FEE		
		MUNICIPAL ATTORNEY PROSECUTION FEE	PROBATION AND COURT SERVICES FUND	DISPUTE RESOLUTION FUND	ARBITRATION FEE	REJECTION OF AWARD	DRUG/ALCOHOL TESTING & ELECTRONIC MONITORING FEE	SUBSTANCE ABUSE SERVICES FUND	WORKING CASH FUND	COUNTY GENERAL FUND TO FINANCE EDUCATION PROGRAMS (DUJ)
6th	Champaign	2,475	325,663	0	0	0	0	0	0	0
	DeWitt	0	20,865	0	0	0	780	0	0	0
	Douglas	0	39,296	0	0	0	0	0	0	0
	Macon	3,256	213,769	0	0	0	224	0	0	0
	Moultrie	0	45,488	0	0	0	0	0	0	0
	Piatt	0	32,510	0	0	0	0	0	0	0
	Circuit Total	5,731	677,591	0	0	0	1,004	0	0	0
7th	Greene	0	13,282	0	0	0	2,047	0	0	0
	Jersey	0	3,086	0	0	0	0	0	0	0
	Macoupin	0	46,955	0	0	0	1,394	0	0	0
	Morgan	20	52,405	0	0	0	926	0	0	0
	Sangamon	0	99,752	0	0	0	1,325	0	0	0
	Scott	0	11,489	0	0	0	700	0	0	0
	Circuit Total	20	226,968	0	0	0	6,392	0	0	0
8th	Adams	2,300	264,567	0	0	0	340	0	0	0
	Brown	0	7,545	0	0	0	2,811	0	0	0
	Calhoun	0	9,004	0	0	0	3,193	0	0	0
	Cass	0	26,458	0	0	0	0	0	0	0
	Mason	1,311	27,979	0	0	0	0	0	0	0
	Menard	0	33,348	0	0	0	0	0	0	0
	Pike	0	80,521	0	0	0	0	0	0	300
	Schuyler	0	31,022	0	0	0	4,310	0	0	0
	Circuit Total	3,611	480,444	0	0	0	10,654	0	0	300
9th	Fulton	0	60,510	0	0	0	3,375	0	0	0
	Hancock	0	24,302	0	0	0	13,970	0	0	0
	Henderson	0	15,924	0	0	0	4,322	0	0	0
	Knox	0	58,657	0	0	0	19,157	0	0	0
	McDonough	0	56,838	0	0	0	1,205	0	0	0
	Warren	0	29,533	0	0	0	7,417	0	0	0
	Circuit Total	0	245,764	0	0	0	49,446	0	0	0
10th	Marshall	0	12,729	0	0	0	0	0	0	0
	Peoria	4,030	675,780	0	0	0	17,376	0	0	0
	Putnam	0	12,338	0	0	0	0	0	0	0
	Stark	200	15,413	0	0	0	0	0	0	0
	Tazewell	0	175,730	0	0	0	0	0	1,493	251
	Circuit Total	4,230	891,991	0	0	0	17,376	0	1,493	251
11th	Ford	0	30,568	0	2,272	0	3,747	0	0	0
	Livingston	115	94,511	0	0	0	9,149	0	0	10,734
	Logan	332	34,369	0	0	0	3,183	0	0	0
	McLean	850	291,466	0	36,226	400	9,992	0	0	0
	Woodford	0	66,386	0	0	0	6,618	0	0	0
	Circuit Total	1,296	517,301	0	38,498	400	32,690	0	0	10,734

# CIRCUIT CLERK DISBURSEMENT OF FUNDS

CIRCUIT	COUNTY	FEES OF OTHERS								
					MANDATORY ARBITRATION FUND			ELECTRONIC MONITORING DEVICE FEE		
		MUNICIPAL ATTORNEY PROSECUTION FEE	PROBATION AND COURT SERVICES FUND	DISPUTE RESOLUTION FUND	ARBITRATION FEE	REJECTION OF AWARD	DRUG/ALCOHOL TESTING & ELECTRONIC MONITORING FEE	SUBSTANCE ABUSE SERVICES FUND	WORKING CASH FUND	COUNTY GENERAL FUND TO FINANCE EDUCATION PROGRAMS (DUI)
12th	Will	0	486,670	0	137,254	15,100	0	0	16,249	0
12th	Circuit Total	0	486,670	0	137,254	15,100	0	0	16,249	0
13th	Bureau	0	17,993	0	0	0	370	0	0	0
	Grundy	0	45,656	13,500	0	0	980	0	0	0
	LaSalle	309	100,962	0	0	0	1,455	0	0	0
13th	Circuit Total	309	164,610	13,500	0	0	2,805	0	0	0
14th	Henry	0	4,633	0	75,947	0	28,908	0	0	0
	Mercer	0	35,195	0	2,584	0	0	0	0	0
	Rock Island	0	340,808	0	27,875	0	138,559	0	0	0
	Whiteside	0	129,898	0	13,576	0	23,572	0	0	2,015
14th	Circuit Total	0	510,534	0	119,982	0	191,039	0	0	2,015
15th	Carroll	0	20,863	0	0	0	16	0	0	0
	Jo Daviess	0	26,744	0	0	0	0	0	0	0
	Lee	0	92,218	0	0	0	1,389	0	0	0
	Ogle	0	136,031	0	0	0	5,815	0	0	203
	Stephenson	0	104,834	0	0	0	8,744	0	0	0
15th	Circuit Total	0	380,690	0	0	0	15,963	0	0	203
16th	Kane	22,204	914,104	0	103,923	0	6,795	7,428	0	8,006
16th	Circuit Total	22,204	914,104	0	103,923	0	6,795	7,428	0	8,006
17th	Boone	0	71,435	0	7,570	200	0	0	0	0
	Winnebago	4,307	319,999	0	55,146	5,925	0	0	0	5,792
17th	Circuit Total	4,307	391,433	0	62,716	6,125	0	0	0	5,792
18th	DuPage	0	1,685,926	0	169,166	0	4,332	0	0	604
18th	Circuit Total	0	1,685,926	0	169,166	0	4,332	0	0	604
19th	Lake	9,130	1,211,085	0	120,136	14,700	168,134	6,865	0	0
19th	Circuit Total	9,130	1,211,085	0	120,136	14,700	168,134	6,865	0	0
20th	Monroe	0	39,258	0	0	0	0	0	0	0
	Perry	0	35,533	0	0	0	5,640	0	0	0
	Randolph	0	62,212	0	0	0	0	0	0	0
	St. Clair	1,243	208,609	0	254,200	2,000	12,366	0	0	0
	Washington	0	23,693	0	0	0	0	0	0	0
20th	Circuit Total	1,243	369,306	0	254,200	2,000	18,006	0	0	0
21st	Iroquois	0	22,500	0	0	0	425	0	0	0
	Kankakee	0	112,428	3,055	0	0	0	0	0	0
21st	Circuit Total	0	134,928	3,055	0	0	425	0	0	0
22nd	McHenry	3,484	256,026	0	56,052	3,600	45,337	0	0	0
22nd	Circuit Total	3,484	256,026	0	56,052	3,600	45,337	0	0	0
23rd	DeKalb	607	113,405	0	0	0	0	0	0	2,758
	Kendall	2,833	110,805	0	0	0	7,665	0	0	0
23rd	Circuit Total	3,440	224,210	0	0	0	7,665	0	0	2,758
	Downstate Total	59,061	11,837,288	90,806	1,402,350	41,925	774,892	14,293	17,742	30,712
Cook	Cook County	0	312,014	261,421	1,644,895	338,455	0	0	0	0
	State Total	59,061	12,149,302	352,227	3,047,245	380,380	774,892	14,293	17,742	30,712

# CIRCUIT CLERK DISBURSEMENT OF FUNDS

CIRCUIT	COUNTY	FEES OF OTHERS								
		COUNTY HEALTH FUND	TRAFFIC SAFETY PROGRAM SCHOOL	COUNTY JAIL MEDICAL COSTS FUND	SEXUALLY TRANSMITTED DISEASE TEST FUND	DOMESTIC RELATIONS LEGAL FUND	CHILDREN'S WAITING ROOM FUND	NEUTRAL SITE CUSTODY EXCHANGE FUND	MORTGAGE FORECLOSURE MEDIATION PROGRAM FEES	CHILDREN'S ADVOCACY CENTER
1st	Alexander	0	6,760	240	0	0	0	0	0	170
	Jackson	0	3,825	3,358	0	0	0	0	0	2,063
	Johnson	0	9,540	934	0	0	0	0	0	480
	Massac	0	17,610	2,280	0	0	0	0	0	1,189
	Pope	0	0	440	0	0	0	0	0	220
	Pulaski	0	9,420	610	0	0	0	0	0	950
	Saline	0	0	1,638	0	0	8,167	0	0	1,192
	Union	0	2,100	1,879	0	0	0	0	0	1,746
	Williamson	0	0	4,207	0	0	0	0	0	2,228
	Circuit Total	0	49,255	15,586	0	0	8,167	0	0	10,238
2nd	Crawford	0	0	1,152	0	0	0	0	0	1,205
	Edwards	0	0	359	0	0	0	0	0	279
	Franklin	0	0	4,104	0	0	0	0	0	1,652
	Gallatin	0	0	473	0	0	0	0	0	830
	Hamilton	0	0	2,221	0	0	0	0	0	1,848
	Hardin	0	0	779	0	0	0	0	0	350
	Jefferson	0	4	2,415	0	0	0	0	0	3,423
	Lawrence	0	0	2,128	0	0	0	0	0	1,831
	Richland	0	0	1,416	0	0	0	0	0	1,523
	Wabash	0	0	692	0	0	0	0	0	586
	Wayne	0	0	1,020	0	0	0	0	0	1,020
	White	0	0	3,170	0	0	0	0	0	2,386
	Circuit Total	0	4	19,929	0	0	0	0	0	16,934
3rd	Bond	0	0	1,561	0	0	0	0	660	630
3rd	Madison	0	0	20,666	0	0	0	99,425	54,400	19,232
3rd	Circuit Total	0	0	22,227	0	0	0	99,425	55,060	19,862
4th	Christian	0	0	2,728	0	0	0	0	0	0
	Clay	0	0	1,849	0	0	0	0	0	1,663
	Clinton	0	0	5,226	42	0	0	0	0	0
	Effingham	0	19,600	4,495	0	0	0	0	0	2,527
	Fayette	0	0	2,812	250	0	0	0	0	1,386
	Jasper	0	0	750	0	0	0	0	0	450
	Marion	0	0	4,183	0	0	0	0	0	2,544
	Montgomery	0	0	3,068	0	0	0	0	0	1,151
	Shelby	0	1,300	1,601	0	0	0	0	0	0
	Circuit Total	0	20,900	26,712	292	0	0	0	0	9,722
5th	Clark	0	0	1,111	0	0	0	0	0	943
	Coles	0	14,961	6,725	0	0	0	0	0	3,429
	Cumberland	0	990	850	0	0	0	0	0	0
	Edgar	0	0	1,342	0	0	0	0	0	0
	Vermilion	0	0	13,365	0	0	0	0	0	5,792
	Circuit Total	0	15,951	23,393	0	0	0	0	0	10,164

# CIRCUIT CLERK DISBURSEMENT OF FUNDS

CIRCUIT	COUNTY	FEES OF OTHERS								
		COUNTY HEALTH FUND	TRAFFIC SAFETY PROGRAM SCHOOL	COUNTY JAIL MEDICAL COSTS FUND	SEXUALLY TRANSMITTED DISEASE TEST FUND	DOMESTIC RELATIONS LEGAL FUND	CHILDREN'S WAITING ROOM FUND	NEUTRAL SITE CUSTODY EXCHANGE FUND	MORTGAGE FORECLOSURE MEDIATION PROGRAM FEES	CHILDREN'S ADVOCACY CENTER
6th	Champaign	0	44,391	7,029	0	0	0	0	450	2,348
	DeWitt	0	6,600	1,340	0	0	0	0	0	1,167
	Douglas	0	1,033	3,270	0	0	0	0	0	2,342
	Macon	0	19,621	10,321	0	0	0	0	16,000	9,647
	Moultrie	0	1,100	843	0	0	0	0	0	473
	Piatt	0	5,316	784	0	0	0	0	0	551
6th	Circuit Total	0	78,061	23,587	0	0	0	0	16,450	16,528
7th	Greene	0	0	2,378	0	0	0	0	0	640
	Jersey	0	0	4,330	0	0	0	0	0	3,016
	Macoupin	0	0	2,816	0	0	0	0	0	0
	Morgan	0	0	2,484	0	0	0	0	0	2,777
	Sangamon	0	0	7,843	0	0	0	0	0	8,557
	Scott	0	0	625	0	0	0	0	0	210
7th	Circuit Total	0	0	20,476	0	0	0	0	0	15,200
8th	Adams	0	0	12,805	3,615	0	0	0	0	16,910
	Brown	0	0	306	0	0	0	0	0	245
	Calhoun	0	0	970	0	0	0	0	0	0
	Cass	0	0	2,300	0	0	0	0	0	992
	Mason	0	0	1,651	0	0	0	0	0	1,251
	Menard	0	0	0	0	0	0	0	0	350
	Pike	0	0	5,628	0	0	0	0	0	13,732
	Schuyler	0	0	1,825	0	0	0	0	0	0
8th	Circuit Total	0	0	25,485	3,615	0	0	0	0	33,480
9th	Fulton	0	0	4,030	925	0	0	0	0	1,861
	Hancock	0	0	1,360	0	0	0	0	0	1,689
	Henderson	0	0	1,390	0	0	0	0	0	727
	Knox	0	0	4,465	0	0	0	0	0	5,131
	McDonough	0	1,485	4,240	0	0	0	0	0	4,889
	Warren	0	0	2,639	0	0	0	0	0	2,709
9th	Circuit Total	0	1,485	18,123	925	0	0	0	0	17,007
10th	Marshall	0	0	621	0	0	0	0	0	448
	Peoria	132	14,913	0	0	0	0	50,650	8,225	15,139
	Putnam	0	490	310	0	0	0	0	0	250
	Stark	0	0	752	0	0	0	0	0	0
	Tazewell	0	0	8,863	0	0	0	0	0	0
10th	Circuit Total	132	15,403	10,546	0	0	0	50,650	8,225	15,837
11th	Ford	0	0	1,157	0	0	0	0	0	450
	Livingston	0	0	3,432	0	0	0	0	0	3,393
	Logan	0	0	2,202	8	0	0	0	0	1,370
	McLean	0	116,780	14,535	49	0	0	41,374	4,175	16,943
	Woodford	0	0	2,487	0	0	0	0	0	3,147
11th	Circuit Total	0	116,780	23,814	57	0	0	41,374	4,175	25,302



# CIRCUIT CLERK DISBURSEMENT OF FUNDS

CIRCUIT	COUNTY	FEES OF OTHERS								
		COUNTY HEALTH FUND	TRAFFIC SAFETY PROGRAM SCHOOL	COUNTY JAIL MEDICAL COSTS FUND	SEXUALLY TRANSMITTED DISEASE TEST FUND	DOMESTIC RELATIONS LEGAL FUND	CHILDREN'S WAITING ROOM FUND	NEUTRAL SITE CUSTODY EXCHANGE FUND	MORTGAGE FORECLOSURE MEDIATION PROGRAM FEES	CHILDREN'S ADVOCACY CENTER
12th	Will	0	1,858	27,829	0	0	0	0	186,450	24,074
12th	Circuit Total	0	1,858	27,829	0	0	0	0	186,450	24,074
13th	Bureau	0	2,600	2,468	0	0	0	0	0	2,022
	Grundy	0	0	3,533	0	0	0	0	0	2,681
	LaSalle	0	33,575	9,839	0	0	0	0	20,550	8,260
13th	Circuit Total	0	36,175	15,840	0	0	0	0	20,550	12,963
14th	Henry	0	0	9,854	165	0	0	0	0	13,303
	Mercer	0	0	1,576	0	0	898	0	0	780
	Rock Island	0	0	12,336	0	0	0	0	0	5,147
	Whiteside	0	0	3,964	0	0	0	0	0	3,099
14th	Circuit Total	0	0	27,729	165	0	898	0	0	22,329
15th	Carroll	0	11,230	2,038	0	0	0	0	0	0
	Jo Daviess	0	13,225	2,761	0	0	0	0	0	0
	Lee	0	22,270	5,818	0	1,754	0	0	0	14,762
	Ogle	0	64,365	12,346	0	0	0	0	0	20,473
	Stephenson	0	32,650	14,118	0	0	0	0	0	0
15th	Circuit Total	0	143,740	37,080	0	1,754	0	0	0	35,235
16th	Kane	0	257,405	30,291	0	0	263,218	0	48,300	471,525
16th	Circuit Total	0	257,405	30,291	0	0	263,218	0	48,300	471,525
17th	Boone	0	29,785	5,637	100	0	0	0	5,590	4,136
	Winnebago	0	106,775	15,933	122	0	130,847	182,230	28,080	14,816
17th	Circuit Total	0	136,560	21,570	222	0	130,847	182,230	33,670	18,952
18th	DuPage	0	0	52,882	25	192,341	88	0	0	0
18th	Circuit Total	0	0	52,882	25	192,341	88	0	0	0
19th	Lake	0	567,806	22,080	0	0	182,688	165,986	110,375	23,186
19th	Circuit Total	0	567,806	22,080	0	0	182,688	165,986	110,375	23,186
20th	Monroe	0	0	4,056	0	0	0	0	0	2,945
	Perry	0	0	1,645	0	0	0	0	0	790
	Randolph	0	0	669	0	0	0	0	0	530
	St. Clair	0	0	13,941	250	0	0	270,136	44,500	12,315
	Washington	0	0	980	0	0	0	0	0	855
20th	Circuit Total	0	0	21,290	250	0	0	270,136	44,500	17,435
21st	Iroquois	0	0	2,028	0	0	0	0	0	740
	Kankakee	0	30	7,857	0	0	0	0	24,000	12,002
21st	Circuit Total	0	30	9,885	0	0	0	0	24,000	12,742
22nd	McHenry	0	398,356	18,000	0	2,809	0	0	0	18,036
22nd	Circuit Total	0	398,356	18,000	0	2,809	0	0	0	18,036
23rd	DeKalb	0	36,117	11,944	0	0	0	0	0	28,620
	Kendall	0	44,970	4,785	0	0	0	0	0	1,832
23rd	Circuit Total	0	81,087	16,729	0	0	0	0	0	30,452
	Downstate Total	132	1,920,856	531,081	5,551	196,904	585,907	809,801	551,755	877,202
Cook	Cook County	26,209	0	48,383	0	0	1,578	0	1,044,011	52,350
	State Total	26,341	1,920,856	579,464	5,551	196,904	587,485	809,801	1,595,766	929,552

# CIRCUIT CLERK DISBURSEMENT OF FUNDS

CIRCUIT	COUNTY	FEES OF OTHERS								
		COURT APPOINTED SPECIAL ADVOCATE	DRUG COURT	JUDICIAL FACILITIES FEES	MENTAL HEALTH/DRUG/VETERANS AND SERVICE MEMBERS COURT	YOUTH DIVERSION PROGRAM	PUBLIC DEFENDER RECORDS AUTOMATION FUND	COUNTY DRUG ADDICTION SERVICES	OTHER *	TOTAL FEES OF OTHERS
1st	Alexander	0	4	0	0	0	104	0	0	99,767
	Jackson	0	181	0	5,920	0	466	15	0	362,264
	Johnson	0	0	0	0	0	923	120	500	144,401
	Massac	0	6	0	0	0	198	60	0	199,003
	Pope	0	100	0	0	0	0	0	0	41,456
	Pulaski	0	0	0	0	0	3,214	30	0	328,374
	Saline	23,053	111	0	0	0	92	15	0	426,529
	Union	0	0	0	0	0	770	15	0	158,795
	Williamson	0	0	0	11,547	0	1,583	30	0	713,452
2nd	Circuit Total	23,053	403	0	17,467	0	7,351	285	500	2,474,039
2nd	Crawford	0	6,281	0	950	0	82	0	0	125,097
	Edwards	0	706	0	774	0	39	0	0	56,641
	Franklin	1,677	1,588	0	0	614	326	30	0	316,991
	Gallatin	0	14	0	0	0	48	0	0	35,462
	Hamilton	0	0	0	45	0	233	0	0	82,796
	Hardin	0	1,173	0	0	109	170	0	0	47,501
	Jefferson	864	1,656	0	885	1,265	378	15	0	282,375
	Lawrence	0	283	0	1,459	152	126	15	0	126,958
	Richland	0	2,995	0	745	333	250	0	0	144,373
	Wabash	310	1,606	0	579	100	56	0	900	157,003
	Wayne	0	480	0	0	0	124	0	0	158,316
	White	0	3,330	0	3,185	0	670	170	3,114	203,127
2nd	Circuit Total	2,851	20,115	0	8,624	2,576	2,505	230	4,014	1,736,640
3rd	Bond	0	0	0	0	0	0	30	0	204,362
	Madison	764	1,030	0	0	0	3,439	240	0	1,131,422
3rd	Circuit Total	764	1,030	0	0	0	3,439	270	0	1,335,784
4th	Christian	0	435	0	11,197	0	638	0	0	334,940
	Clay	0	257	0	1,720	0	553	30	0	168,109
	Clinton	0	7,527	0	0	0	414	45	0	283,409
	Effingham	15,565	4,159	0	0	4,315	970	150	8,050	380,371
	Fayette	0	7,805	0	0	250	764	0	0	274,285
	Jasper	0	265	0	1,590	0	198	15	0	65,779
	Marion	0	9,331	0	0	0	1,907	15	0	268,955
	Montgomery	0	561	0	15,857	0	1,553	129	0	467,147
	Shelby	0	4,656	0	0	0	244	0	0	167,288
4th	Circuit Total	15,565	34,999	0	30,365	4,565	7,245	384	8,050	2,410,285
5th	Clark	0	0	0	0	0	166	30	0	99,130
	Coles	13,080	3,782	0	0	0	791	0	0	474,432
	Cumberland	3,268	0	0	0	0	180	30	0	87,430
	Edgar	0	0	0	0	0	169	0	0	94,767
	Vermilion	1,147	682	0	6,165	0	55	0	0	696,052
5th	Circuit Total	17,496	4,464	0	6,165	0	1,362	60	0	1,451,811

\* Other Fees that are not allocated to any specific fund, agency, or program.

# CIRCUIT CLERK DISBURSEMENT OF FUNDS

CIRCUIT	COUNTY	FEES OF OTHERS								
		COURT APPOINTED SPECIAL ADVOCATE	DRUG COURT	JUDICIAL FACILITIES FEES	MENTAL HEALTH/DRUG/VETERANS AND SERVICE MEMBERS COURT	YOUTH DIVERSION PROGRAM	PUBLIC DEFENDER RECORDS AUTOMATION FUND	COUNTY DRUG ADDICTION SERVICES	OTHER *	TOTAL FEES OF OTHERS
6th	Champaign	0	13,895	0	0	0	889	0	0	1,251,507
	DeWitt	0	33	0	0	0	561	85	0	113,493
	Douglas	0	0	0	0	0	434	15	38,125	144,742
	Macon	19,969	10,411	0	18,140	11,362	2,696	90	0	1,015,447
	Moultrie	0	0	0	0	0	96	0	0	132,936
	Piatt	0	0	0	0	0	68	15	0	108,354
6th	Circuit Total	19,969	24,339	0	18,140	11,362	4,745	205	38,125	2,766,480
7th	Greene	0	0	0	0	0	228	34	0	100,453
	Jersey	2,605	0	0	0	0	391	0	13,419	247,850
	Macoupin	1,502	14,486	0	0	0	293	45	0	266,849
	Morgan	0	251	0	0	0	270	0	0	240,996
	Sangamon	0	441	0	0	0	7,744	0	0	324,765
	Scott	0	9	0	0	0	260	30	0	54,854
7th	Circuit Total	4,107	15,188	0	0	0	9,187	109	13,419	1,235,767
8th	Adams	10,274	0	0	5,130	0	3,897	15	0	804,043
	Brown	0	0	0	0	0	66	15	0	29,474
	Calhoun	0	0	0	0	0	0	0	0	34,616
	Cass	0	0	0	0	0	134	60	0	106,979
	Mason	0	61	0	0	0	330	0	590	138,084
	Menard	0	0	0	0	0	0	0	0	98,846
	Pike	0	0	0	0	0	2,267	90	0	311,241
	Schuyler	3,099	0	0	0	0	863	0	0	103,160
8th	Circuit Total	13,373	61	0	5,130	0	7,557	180	590	1,626,444
9th	Fulton	0	3,501	0	0	0	520	165	8,623	359,826
	Hancock	0	1,827	0	0	0	698	0	2,018	226,322
	Henderson	2,730	2,906	0	0	0	664	0	91,952	193,462
	Knox	3,862	3,405	0	0	2,947	1,112	0	0	177,359
	McDonough	19,505	4,447	0	1,570	6,095	564	33	0	319,873
	Warren	2,490	1,260	0	0	0	716	0	0	130,479
9th	Circuit Total	28,587	17,350	0	1,570	9,042	4,275	198	102,593	1,407,321
10th	Marshall	0	0	0	0	0	60	30	0	64,648
	Peoria	0	50,204	0	0	0	2,958	80	0	1,752,983
	Putnam	0	0	0	0	0	48	45	0	50,968
	Stark	0	0	0	0	0	0	0	0	63,924
	Tazewell	0	23,091	0	0	0	3,650	45	2,841	823,581
10th	Circuit Total	0	73,295	0	0	0	6,717	200	2,841	2,756,104
11th	Ford	0	272	0	250	944	372	75	0	117,462
	Livingston	0	0	0	0	0	1,561	180	0	292,994
	Logan	0	222	0	5,622	0	906	294	0	160,974
	McLean	0	4,213	0	0	0	3,267	135	0	1,793,630
	Woodford	0	0	0	0	0	1,140	201	0	227,805
11th	Circuit Total	0	4,708	0	5,872	944	7,247	885	0	2,592,865

\* Other Fees that are not allocated to any specific fund, agency, or program.

# CIRCUIT CLERK DISBURSEMENT OF FUNDS

CIRCUIT	COUNTY	FEES OF OTHERS								
		COURT APPOINTED SPECIAL ADVOCATE	DRUG COURT	JUDICIAL FACILITIES FEES	MENTAL HEALTH/DRUG/VETERANS AND SERVICE MEMBERS COURT	YOUTH DIVERSION PROGRAM	PUBLIC DEFENDER RECORDS AUTOMATION FUND	COUNTY DRUG ADDICTION SERVICES	OTHER *	TOTAL FEES OF OTHERS
12th	Will	30,652	488,524	1,314,872	10,575	0	15,384	229	0	3,546,818
12th	Circuit Total	30,652	488,524	1,314,872	10,575	0	15,384	229	0	3,546,818
13th	Bureau	0	0	0	0	1,867	0	120	0	187,248
	Grundy	0	858	0	6,716	7,282	566	135	0	257,645
	LaSalle	674	0	0	0	0	1,458	272	0	321,896
13th	Circuit Total	674	858	0	6,716	9,149	2,024	527	0	766,789
14th	Henry	0	0	0	0	0	2,789	120	294	449,684
	Mercer	0	0	0	1,689	0	353	0	0	123,130
	Rock Island	0	1,858	0	12,636	14,508	1,095	15	0	1,314,613
	Whiteside	0	818	0	19,124	0	1,672	75	578	598,964
14th	Circuit Total	0	2,677	0	33,449	14,508	5,910	210	872	2,486,391
15th	Carroll	0	0	0	0	0	690	45	0	144,913
	Jo Daviess	0	47	0	0	3,269	532	15	0	189,095
	Lee	0	24,622	0	18,205	6,953	2,342	0	101,477	536,425
	Ogle	0	897	0	19,035	10,035	3,795	225	0	639,724
	Stephenson	0	6,419	0	15,443	8,664	3,187	0	3,025	572,526
15th	Circuit Total	0	31,987	0	52,683	28,923	10,547	285	104,502	2,082,683
16th	Kane	0	73,699	738,366	108,944	0	10,139	210	248,516	5,225,399
16th	Circuit Total	0	73,699	738,366	108,944	0	10,139	210	248,516	5,225,399
17th	Boone	21,427	0	0	1,840	0	893	240	0	275,653
	Winnebago	20,847	0	0	50,970	0	2,175	0	0	1,998,781
17th	Circuit Total	42,274	0	0	52,811	0	3,068	240	0	2,274,434
18th	DuPage	0	8,063	0	0	0	7,065	0	319,294	3,117,427
18th	Circuit Total	0	8,063	0	0	0	7,065	0	319,294	3,117,427
19th	Lake	0	4,402	0	126,774	0	0	87	0	5,609,506
19th	Circuit Total	0	4,402	0	126,774	0	0	87	0	5,609,506
20th	Monroe	0	0	0	0	0	2,200	15	0	203,386
	Perry	0	0	0	0	418	0	0	0	123,865
	Randolph	0	0	0	0	0	110	0	0	166,200
	St. Clair	673	0	0	847	0	0	0	148,620	2,813,834
	Washington	0	0	0	0	0	127	35	0	96,204
20th	Circuit Total	673	0	0	847	418	2,437	50	148,620	3,403,490
21st	Iroquois	0	0	0	5,737	1,710	148	30	0	174,914
	Kankakee	0	20,570	0	0	9,941	900	0	0	691,635
21st	Circuit Total	0	20,570	0	5,737	11,651	1,048	30	0	866,549
22nd	McHenry	0	61,455	0	123,137	0	3,630	278	17,010	2,249,566
22nd	Circuit Total	0	61,455	0	123,137	0	3,630	278	17,010	2,249,566
23rd	DeKalb	27,912	58,874	0	50	0	1,653	15	97,313	935,946
	Kendall	0	0	0	0	0	0	90	6,896	293,848
23rd	Circuit Total	27,912	58,874	0	50	0	1,653	105	104,209	1,229,795
	Downstate Total	227,950	947,071	2,053,239	615,062	93,143	124,545	5,261	1,113,155	54,652,385
Cook	Cook County	0	4,152	0	8,425	0	55,032	225	20,258	8,500,907
	State Total	227,950	951,223	2,053,239	623,487	93,143	179,577	5,486	1,133,413	63,153,292

\* Other Fees that are not allocated to any specific fund, agency, or program.

# CIRCUIT CLERK DISBURSEMENT OF FUNDS

CIRCUIT	COUNTY	MISCELLANEOUS DISBURSEMENTS												
			WORK RELEASE				DEPOSITS WITH CLERK DISBURSED DURING THE YEAR			REFUND AND RETURNS				
		RESTITUTION TO VICTIMS OF CRIME (INCLUDES JUVENILE)	TOTAL PAID TO COUNTY FOR ROOM AND BOARD	TOTAL PAID TO OTHER INDIVIDUALS AND AGENCIES	EXPENSES NECESSARY FOR MINOR'S NEEDS UNDER THE JUVENILE ACT	ABANDONED (UNCLAIMED) PROPERTY TO STATE	FROM JUDICIAL SALES	FROM ALL OTHER CASE CATEGORIES	REIMBURSEMENTS/ CONTRIBUTIONS TO A "LOCAL ANTI-CRIME PROGRAM"	BAIL	OTHER *	OTHER MISCELLANEOUS DISBURSEMENTS	TOTAL MISCELLANEOUS DISBURSEMENTS	GRAND TOTAL ALL FUNDS DISBURSED
1st	Alexander	15,371	0	0	0	0	0	0	0	0	0	19,770	35,141	962,852
	Jackson	107,244	360	0	0	0	0	0	0	249,975	377	37,253	395,209	5,219,453
	Johnson	11,292	124	0	0	242	0	0	6,371	34,138	372	19,710	72,249	1,436,757
	Massac	89,744	2,385	0	0	0	0	0	2	60,538	1,753	28,403	182,825	1,067,954
	Pope	27,659	0	0	0	0	0	0	0	10,684	18	1,458	39,819	165,956
	Pulaski	2,054	0	0	0	6,233	0	0	54,657	23,877	2,362	103,003	192,186	1,971,154
	Saline	161,442	421	0	0	0	0	0	17,813	63,829	0	29,233	272,738	3,764,732
	Union	50,484	0	0	0	1,353	0	0	700	63,360	332	16,124	132,353	1,733,500
	Williamson	105,907	0	0	0	0	0	0	0	250,813	84	144,633	501,436	11,149,710
2nd	Circuit Total	571,197	3,290	0	0	7,828	0	0	79,543	757,213	5,298	399,587	1,823,956	27,472,069
2nd	Crawford	25,550	0	0	0	0	0	0	0	64,718	265	17,988	108,519	2,576,256
	Edwards	13,915	1,550	0	0	0	0	0	798	20,278	0	4,615	41,156	787,226
	Franklin	54,118	250	0	0	11,410	0	0	0	178,473	0	39,347	283,598	4,823,557
	Gallatin	20,582	0	0	0	0	0	0	7,861	2,603	4	2,846	33,896	603,147
	Hamilton	28,544	1,712	0	0	0	0	0	1,350	21,082	50	5,184	57,922	1,184,225
	Hardin	9,938	0	0	0	0	0	0	4,921	10,623	0	16,267	41,749	393,322
	Jefferson	76,446	63	0	0	0	0	0	187	140,357	128	48,376	265,557	5,247,317
	Lawrence	20,000	0	0	0	0	0	0	0	108,185	504	6,622	135,310	2,108,381
	Richland	44,363	0	0	0	0	0	0	29,320	144,490	108	13,916	232,198	2,329,706
	Wabash	22,885	0	0	0	0	0	0	4,159	28,768	26	9,330	65,168	1,629,792
	Wayne	28,406	0	0	0	0	0	0	38,779	80,944	26	8,596	156,750	2,042,349
	White	50,575	1,281	0	0	0	0	0	54,846	21,882	23	15,411	144,018	2,070,048
2nd	Circuit Total	395,322	4,856	0	0	11,410	0	0	142,220	822,402	1,133	188,499	1,565,842	25,795,324
3rd	Bond	65,943	0	0	0	0	0	0	0	107,145	109	53,586	226,783	1,324,160
	Madison	355,245	0	0	0	0	0	33,297	0	2,159,436	32,373	330,577	2,910,928	30,199,378
3rd	Circuit Total	421,187	0	0	0	0	0	33,297	0	2,266,582	32,482	384,163	3,137,711	31,523,538
4th	Christian	46,523	0	0	0	0	0	0	5,213	108,389	1,502	26,401	188,028	4,075,292
	Clay	46,760	1	0	0	0	0	0	2,278	51,889	42	7,384	108,353	1,977,888
	Clinton	88,763	6,092	0	0	0	0	0	802	150,767	219	24,553	271,195	3,358,580
	Effingham	135,528	0	0	0	4,387	0	0	1,091	292,299	350	24,817	458,473	4,499,663
	Fayette	53,112	75	0	0	0	0	0	25,041	177,247	67	33,723	289,264	2,795,467
	Jasper	11,661	0	0	0	0	0	0	0	26,425	350	4,003	42,439	939,682
	Marion	50,353	0	0	0	28,067	0	0	10	120,031	1,285	35,895	235,640	5,817,607
	Montgomery	60,790	0	0	0	0	0	0	22,013	156,400	788	53,572	293,563	4,149,316
	Shelby	28,802	0	0	0	0	0	306	2,113	21,263	4,306	18,397	75,187	2,602,217
4th	Circuit Total	522,292	6,168	0	0	32,454	0	306	58,561	1,104,710	8,909	228,744	1,962,143	30,215,713
5th	Clark	21,073	8,833	0	0	0	0	0	5	57,914	42	16,341	104,207	1,929,152
	Coles	96,275	329	0	0	10,806	2,309,342	0	582	108,122	978	91,153	2,617,587	8,262,721
	Cumberland	31,771	0	0	0	936	0	0	0	27,718	0	13,247	73,672	1,254,060
	Edgar	18,252	0	0	0	0	0	0	0	72,555	213	16,871	107,891	1,979,276
	Vermilion	82,743	0	0	0	0	0	0	403	1,444,030	0	350	1,527,527	11,611,345
5th	Circuit Total	250,114	9,162	0	0	11,742	2,309,342	0	990	1,710,339	1,233	137,962	4,430,884	25,036,555

\* Refunds and returns that are not bail, including drug asset forfeiture bond and property forfeiture.

# CIRCUIT CLERK DISBURSEMENT OF FUNDS

CIRCUIT	COUNTY	MISCELLANEOUS DISBURSEMENTS												
			WORK RELEASE				DEPOSITS WITH CLERK DISBURSED DURING THE YEAR			REFUND AND RETURNS				
		RESTITUTION TO VICTIMS OF CRIME (INCLUDES JUVENILE)	TOTAL PAID TO COUNTY FOR ROOM AND BOARD	TOTAL PAID TO OTHER INDIVIDUALS AND AGENCIES	EXPENSES NECESSARY FOR MINOR'S NEEDS UNDER THE JUVENILE ACT	ABANDONED (UNCLAIMED) PROPERTY TO STATE	FROM JUDICIAL SALES	FROM ALL OTHER CASE CATEGORIES	REIMBURSEMENTS/ CONTRIBUTIONS TO A "LOCAL ANTI-CRIME PROGRAM"	BAIL	OTHER *	OTHER MISCELLANEOUS DISBURSEMENTS	TOTAL MISCELLANEOUS DISBURSEMENTS	GRAND TOTAL ALL FUNDS DISBURSED
6th	Champaign	116,384	702	0	0	120,722	0	0	6,080	1,271,319	50,436	58,061	1,623,703	18,165,037
	DeWitt	33,536	5,107	0	0	0	0	0	1,732	38,669	188	15,103	94,335	1,814,415
	Douglas	38,815	0	0	0	1,109	0	1,860	85	79,757	0	0	121,626	2,759,584
	Macon	178,056	3,982	0	0	20,603	1,212,883	0	13,359	1,611,393	1,314	232,424	3,274,014	18,945,056
	Moultrie	23,559	939	0	0	455	0	0	0	33,393	394	14,355	73,095	2,203,209
	Piatt	18,579	2,012	0	0	0	0	0	0	80,321	744	8,854	110,509	1,671,260
6th	Circuit Total	408,928	12,742	0	0	142,889	1,212,883	1,860	21,256	3,114,852	53,075	328,796	5,297,282	45,558,560
7th	Greene	22,776	0	0	0	0	0	0	0	56,492	34	76,119	155,421	1,742,996
	Jersey	25,117	2,570	0	0	0	0	0	0	120,109	0	69,978	217,774	2,534,312
	Macoupin	55,512	440	0	0	0	0	0	1,944	64,420	1,562	41,622	165,500	4,603,022
	Morgan	28,754	0	0	0	15,328	0	21,460	2,498	109,930	0	26,436	204,406	4,676,940
	Sangamon	164,094	0	0	0	52,412	0	49,976	3,361	1,866,866	20,173	45,093	2,201,976	29,081,547
	Scott	13,696	0	0	0	0	0	0	75	9,632	59	4,838	28,300	617,898
7th	Circuit Total	309,948	3,010	0	0	67,740	0	71,436	7,879	2,227,450	21,828	264,086	2,973,377	43,256,716
8th	Adams	316,050	7,038	0	0	4,138	0	0	1,362	1,070,235	0	97,229	1,496,052	11,322,956
	Brown	1,760	6,150	0	0	0	0	0	0	0	0	7,685	15,595	655,998
	Calhoun	13,717	150	0	0	0	0	0	545	6,622	0	6,881	27,914	435,280
	Cass	15,012	315	0	0	272	0	0	2,092	34,892	375	3,899	56,858	1,745,736
	Mason	22,194	1,782	0	1,866	2,092	0	0	1,160	15,806	309	5,165	50,374	1,611,004
	Menard	58,151	0	0	0	0	0	0	220	107,533	105	2,138	168,148	1,558,136
	Pike	130,035	3,841	0	0	2,927	0	0	4,622	49,406	1,191	449,792	641,813	3,829,464
	Schuyler	12,431	1,310	0	0	0	0	0	0	13,188	10	91,058	117,997	1,287,682
8th	Circuit Total	569,351	20,586	0	1,866	9,429	0	0	10,001	1,297,682	1,989	663,847	2,574,751	22,446,256
9th	Fulton	68,549	0	0	0	0	0	0	0	171,279	6,345	1,835	248,009	5,457,243
	Hancock	25,214	1,922	0	0	0	0	0	0	18,977	2,363	484	48,960	2,333,365
	Henderson	20,073	6,610	0	0	0	0	0	0	43,315	1,809	3,254	75,061	1,322,316
	Knox	76,823	1,174	0	0	0	0	0	0	521,127	65,007	31,433	695,564	8,020,782
	McDonough	49,180	269	0	0	0	0	0	200	104,717	250	18,260	172,875	4,166,319
	Warren	46,902	0	0	0	0	0	0	750	57,753	156	11,787	117,348	2,749,865
9th	Circuit Total	286,742	9,975	0	0	0	0	0	950	917,167	75,931	67,053	1,357,817	24,049,890
10th	Marshall	9,516	0	0	0	0	0	0	0	42,179	0	4,375	56,070	1,372,640
	Peoria	154,792	0	0	0	27,897	0	0	2,752	361,127	31,335	499,999	1,077,901	24,421,245
	Putnam	12,281	0	0	0	0	0	0	40	10,415	17	2,325	25,078	607,618
	Stark	29,383	4,280	0	0	0	0	0	0	46,741	446	6,588	87,437	851,377
	Tazewell	97,658	7,313	0	0	0	0	0	0	174,094	29,977	148,079	457,121	18,266,067
10th	Circuit Total	303,630	11,593	0	0	27,897	0	0	2,792	634,556	61,774	661,366	1,703,608	45,518,947
11th	Ford	19,228	0	0	0	0	0	0	617	105,024	294	9,701	134,864	1,683,361
	Livingston	51,919	8,168	0	0	0	0	0	0	219,276	450	52,813	332,626	5,197,661
	Logan	17,720	1,950	0	0	5,516	308,971	0	2,401	99,210	151	106,298	542,217	3,590,148
	McLean	273,881	0	0	0	18,004	1,532,344	0	13,473	815,941	57,552	71,033	2,782,228	24,924,872
	Woodford	139,998	0	0	0	3,582	0	0	0	187,470	542	24,343	355,935	4,892,793
11th	Circuit Total	502,746	10,118	0	0	27,102	1,841,315	0	16,492	1,426,921	58,989	264,187	4,147,870	40,288,834

\* Refunds and returns that are not bail, including drug asset forfeiture bond and property forfeiture.

# CIRCUIT CLERK DISBURSEMENT OF FUNDS

CIRCUIT	COUNTY	MISCELLANEOUS DISBURSEMENTS												
			WORK RELEASE				DEPOSITS WITH CLERK DISBURSED DURING THE YEAR			REFUND AND RETURNS				
		RESTITUTION TO VICTIMS OF CRIME (INCLUDES JUVENILE)	TOTAL PAID TO COUNTY FOR ROOM AND BOARD	TOTAL PAID TO OTHER INDIVIDUALS AND AGENCIES	EXPENSES NECESSARY FOR MINOR'S NEEDS UNDER THE JUVENILE ACT	ABANDONED (UNCLAIMED) PROPERTY TO STATE	FROM JUDICIAL SALES	FROM ALL OTHER CASE CATEGORIES	REIMBURSEMENTS/ CONTRIBUTIONS TO A "LOCAL ANTI-CRIME PROGRAM"	BAIL	OTHER *	OTHER MISCELLANEOUS DISBURSEMENTS	TOTAL MISCELLANEOUS DISBURSEMENTS	GRAND TOTAL ALL FUNDS DISBURSED
12th	Will	1,095,129	0	0	0	210,227	0	0	8,365	3,672,358	183,898	802,584	5,972,561	93,496,586
12th	Circuit Total	1,095,129	0	0	0	210,227	0	0	8,365	3,672,358	183,898	802,584	5,972,561	93,496,586
13th	Bureau	111,651	0	0	0	654	0	0	1,975	75,083	704	47,691	237,758	4,120,635
	Grundy	72,314	17,893	0	0	1,682	0	0	9,330	366,587	2,058	40,796	510,659	7,891,480
	LaSalle	179,829	7,972	0	0	19,646	942,795	0	0	329,539	0	223,777	1,703,559	17,446,366
13th	Circuit Total	363,794	25,865	0	0	21,982	942,795	0	11,305	771,209	2,762	312,263	2,451,977	29,458,481
14th	Henry	0	0	0	7,227	0	0	0	0	0	0	85,023	92,251	6,939,968
	Mercer	41,002	740	0	15,854	0	0	0	43,302	110,262	188	6,490	217,840	3,713,908
	Rock Island	313,351	11,828	0	3,860	0	0	0	6,078	985,386	0	166,828	1,487,330	24,695,249
	Whiteside	97,258	7,440	0	18,475	0	0	0	13,646	307,827	602	51,813	497,061	9,602,989
14th	Circuit Total	451,612	20,008	0	45,416	0	0	0	63,026	1,403,475	790	310,154	2,294,480	44,952,115
15th	Carroll	22,852	0	0	0	1,025	0	0	536	75,170	1,002	7,302	107,887	1,385,531
	Jo Daviess	59,624	0	0	0	1,472	0	0	1,250	40,896	493	21,514	125,249	1,763,456
	Lee	105,283	0	0	2,305	0	0	0	17,669	0	0	208,924	334,181	5,071,117
	Ogle	114,623	12,696	0	0	10,106	0	0	3,463	203,893	3,244	9,266	357,290	7,057,515
	Stephenson	111,551	5,529	0	0	7,489	0	0	7,352	201,535	2,005	73,032	408,492	5,566,837
15th	Circuit Total	413,932	18,225	0	2,305	20,092	0	0	30,270	521,493	6,744	320,037	1,333,099	20,844,457
16th	Kane	898,186	5,415	0	0	126,497	0	0	134,378	3,416,923	152,110	264,758	4,998,267	59,281,361
16th	Circuit Total	898,186	5,415	0	0	126,497	0	0	134,378	3,416,923	152,110	264,758	4,998,267	59,281,361
17th	Boone	129,151	74,341	0	0	0	0	0	30,995	499,723	21	69,591	803,821	6,974,681
	Winnebago	452,229	7,863	0	0	0	622,077	0	701	2,661,010	25,361	385,624	4,154,865	37,824,114
17th	Circuit Total	581,379	82,204	0	0	0	622,077	0	31,696	3,160,733	25,382	455,215	4,958,686	44,798,795
18th	DuPage	1,030,125	54,975	0	0	269,968	0	0	307,612	3,377,498	2,052,448	594,176	7,686,803	98,936,501
18th	Circuit Total	1,030,125	54,975	0	0	269,968	0	0	307,612	3,377,498	2,052,448	594,176	7,686,803	98,936,501
19th	Lake	962,045	3,440	0	25	0	0	0	0	0	0	5,631,479	6,596,989	65,739,645
19th	Circuit Total	962,045	3,440	0	25	0	0	0	0	0	0	5,631,479	6,596,989	65,739,645
20th	Monroe	48,993	0	0	0	0	0	0	0	174,776	169	35,159	259,097	3,971,877
	Perry	23,895	0	0	0	0	0	0	6,571	187,958	27	33,121	251,572	3,309,609
	Randolph	84,489	0	0	0	0	0	0	0	192,193	3,616	0	280,298	4,147,951
	St. Clair	47,887	0	0	0	8,620	0	13,706	0	2,120,085	9,744	387,386	2,587,428	35,761,195
	Washington	93,813	0	0	0	0	0	0	0	72,472	11	7,800	174,097	733,121
20th	Circuit Total	299,077	0	0	0	8,620	0	13,706	6,571	2,747,485	13,567	463,466	3,552,491	47,923,754
21st	Iroquois	20,473	0	0	0	5,412	0	0	0	68,219	287	67,999	162,391	2,467,877
	Kankakee	49,492	1,366	0	0	0	0	0	632	1,233,710	0	136,970	1,422,168	13,436,896
21st	Circuit Total	69,965	1,366	0	0	5,412	0	0	632	1,301,929	287	204,969	1,584,559	15,904,773
22nd	McHenry	336,716	3,886	0	0	18,258	132,149	61,042	64,795	1,532,015	56,726	213,126	2,418,712	37,960,347
22nd	Circuit Total	336,716	3,886	0	0	18,258	132,149	61,042	64,795	1,532,015	56,726	213,126	2,418,712	37,960,347
23rd	DeKalb	188,426	0	0	0	64,383	0	0	1,110	360,561	3,508	229,447	847,435	12,552,242
	Kendall	124,281	14,334	0	0	23,462	0	0	0	482,761	318	318	645,475	16,504,873
23rd	Circuit Total	312,708	14,334	0	0	87,844	0	0	1,110	843,323	3,826	229,765	1,492,910	29,057,115
	Downstate Total	11,356,124	321,220	0	49,611	1,107,391	7,060,561	181,647	1,000,442	39,028,313	2,821,182	13,390,284	76,316,775	949,516,332
Cook	Cook County	241,444	0	0	0	1,929,100	4,050,397	20,526,716	0	45,278,025	3,170,486	0	75,196,168	400,993,785
	State Total	11,597,568	321,220	0	49,611	3,036,491	11,110,958	20,708,363	1,000,442	84,306,338	5,991,668	13,390,284	151,512,943	1,350,510,117

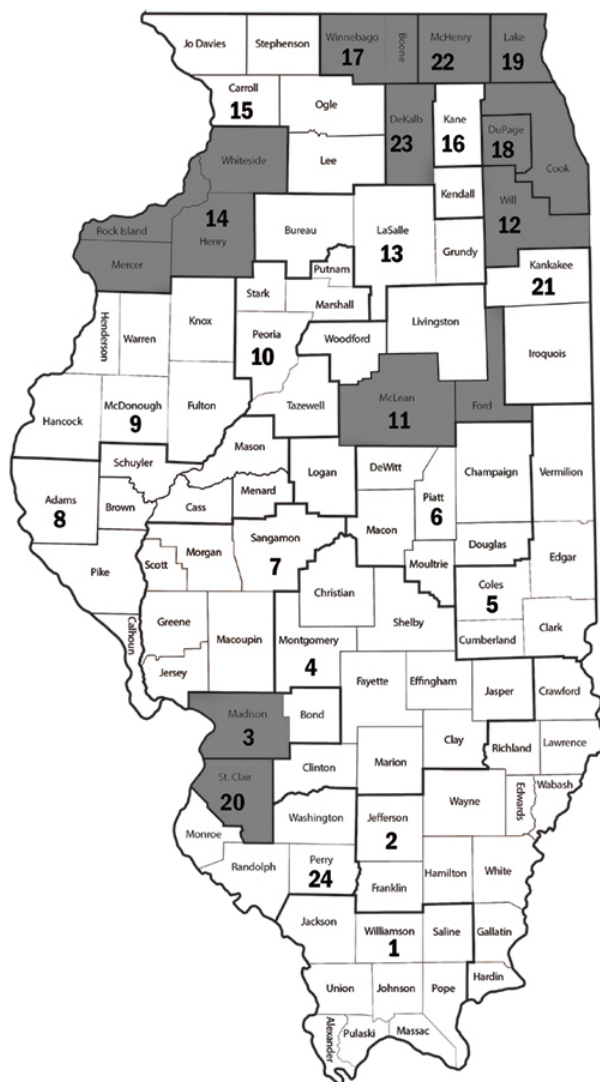
\* Refunds and returns that are not bail, including drug asset forfeiture bond and property forfeiture.

Note: A value of \$0 in the State Total means there were no funds deposited in the specified fund from any county during 2022.

# **MANDATORY ARBITRATION**



# MANDATORY ARBITRATION PROGRAM STATISTICS



In Illinois, court-annexed arbitration is a mandatory, non-binding, non-court procedure designed to resolve civil disputes by utilizing a neutral third party, called an arbitration panel. Mandatory arbitration applies rules of evidence and procedure which are less formal than those followed in trial courts and usually leads to more timely and less expensive resolution of disputes. An arbitration panel can recommend, but not impose, a decision. In the exercise of its general administrative and supervisory authority over Illinois courts, Supreme Court rules prescribe actions which are subject to mandatory arbitration. The rules address a range of operational procedures including: appointment, qualifications, and compensation of arbitrators; scheduling of hearings; discovery process; conduct of hearings; absence of a party; award and judgment on an award; rejection of an award; and form of oath, award and notice of award. In the sixteen jurisdictions approved by the Supreme Court to operate such programs, all civil cases filed in which the amount of monetary damages being sought falls within the program's jurisdictional limit, are subject to the arbitration process. These modest sized claims are amenable to closer management and quicker resolution by using a less formal alternative process than a typical trial court proceeding.

Explanations for data listed in the charts on the following Mandatory Arbitration pages:

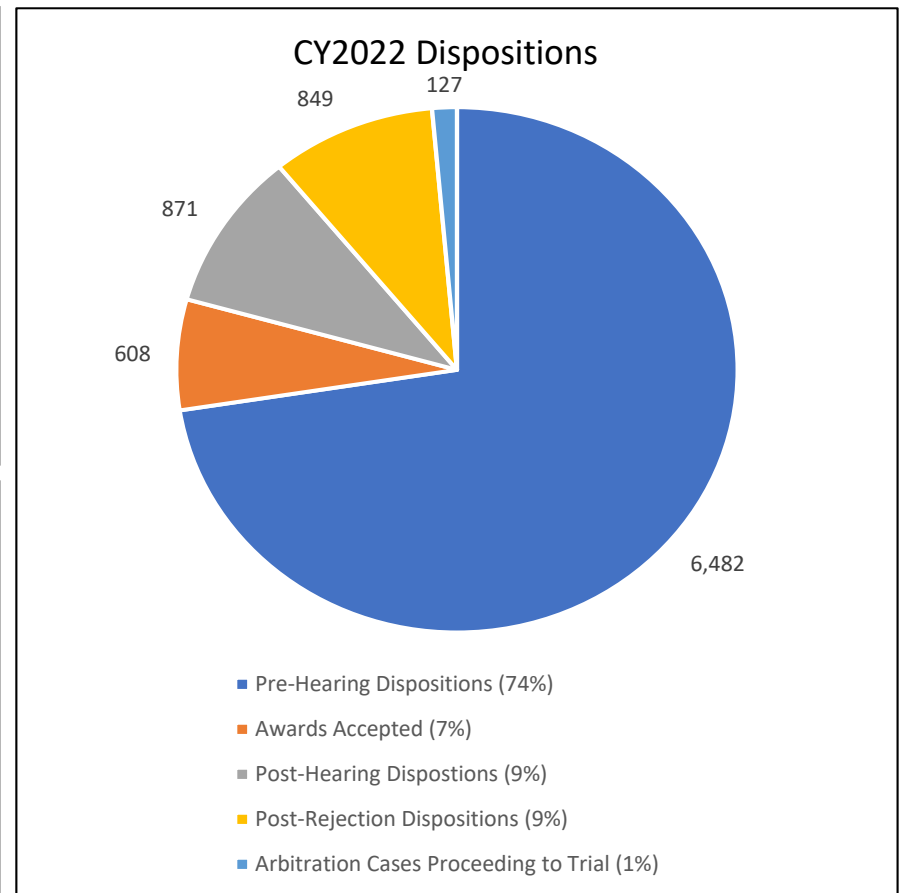
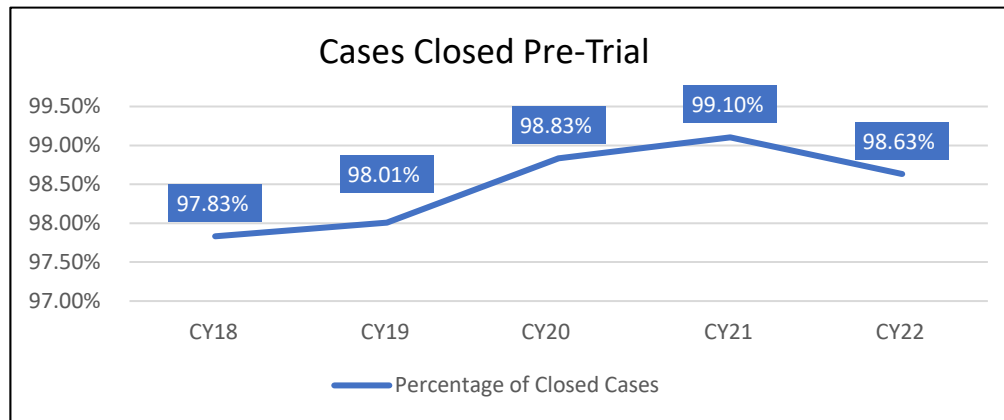
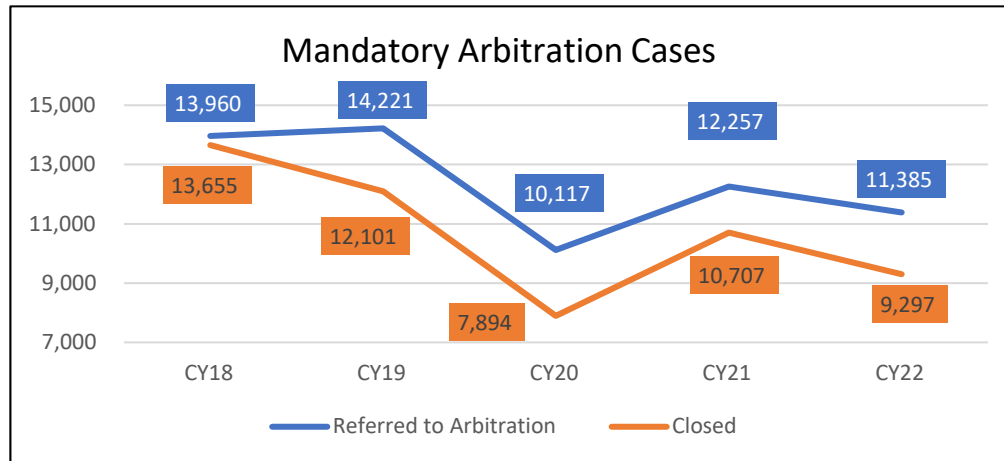
- ❖ Cases Open/Referred to Arbitration
  - number of cases filed and open in arbitration program as of a certain date
- ❖ Pre-Hearing Dispositions
  - number of cases closed prior to an arbitration hearing
- ❖ Arbitration Hearings
  - number of cases that had an arbitration hearing
- ❖ Awards Accepted
  - number of arbitration awards that were accepted by a party
- ❖ Post-Hearing Dispositions
  - number of cases closed after an arbitration hearing
- ❖ Awards Rejected
  - number of arbitration awards rejected by a party
- ❖ Post-Rejection Dispositions
  - number of cases closed after an award was rejected by a party
- ❖ Arbitration Cases Proceeding to Trial
  - number of cases that went to trial after an award was rejected

# MANDATORY ARBITRATION

## CY2022 Statewide Caseload

Cases Referred to Arbitration:	11,708
Cases Open:	26,894
Arbitration Hearings:	3,516
Awards Rejected:	1,691
Percent of Awards Rejected:	48%

Pre-Hearing Dispositions:	6,482
Awards Accepted:	608
Post-Hearing Dispositions:	871
Post-Rejection Dispositions:	849
Arbitration Cases Proceeding to Trial:	127
<b>Total Dispositions:</b>	<b>8,937</b>



Note: CY = Calendar Year

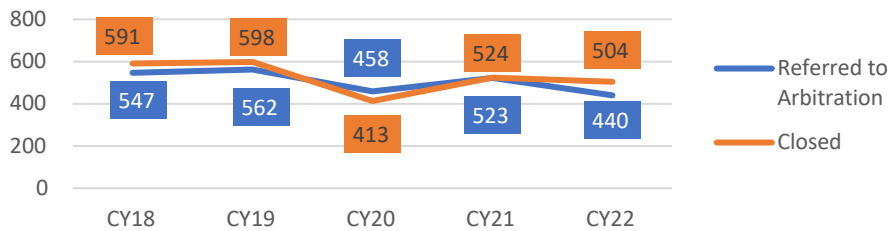
# MANDATORY ARBITRATION

## CY2022 Circuit Caseload

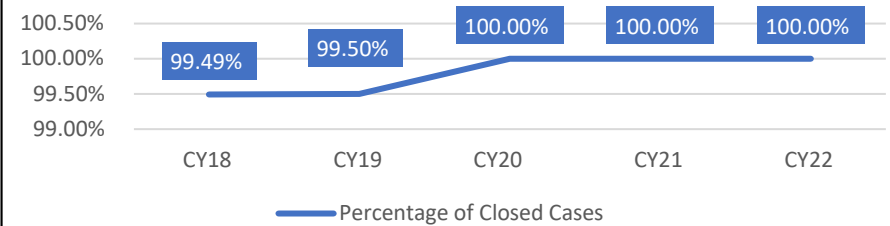
### Third Judicial Circuit - Madison County

Cases Referred to Arbitration:	Cases Open:	Arbitration Hearings:	Awards Rejected:	Pre-Hearing Dispositions:	Awards Accepted:	Post-Hearing Dispositions:	Post-Rejection Dispositions:	Arbitration Cases Proceeding to Trial:	Total Dispositions:
440	336	39	15	464	11	17	12	0	504

#### Mandatory Arbitration Cases



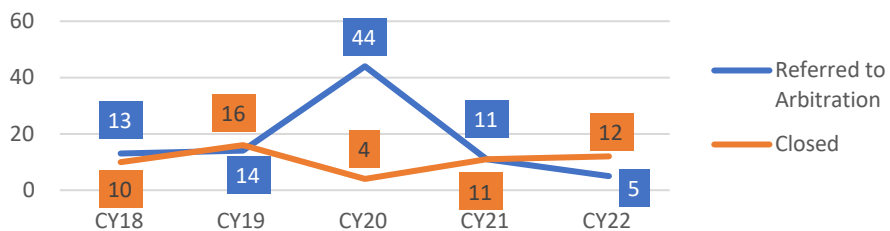
#### Cases Closed Pre-Trial



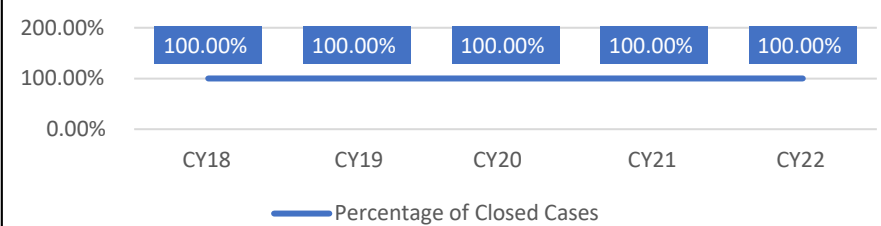
### Eleventh Judicial Circuit - Ford County

Cases Referred to Arbitration:	Cases Open:	Arbitration Hearings:	Awards Rejected:	Pre-Hearing Dispositions:	Awards Accepted:	Post-Hearing Dispositions:	Post-Rejection Dispositions:	Arbitration Cases Proceeding to Trial:	Total Dispositions:
5	31	0	0	12	0	0	0	0	12

#### Mandatory Arbitration Cases



#### Cases Closed Pre-Trial

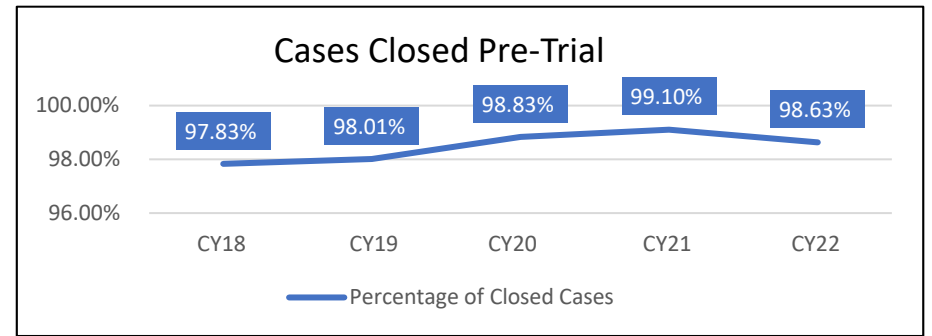
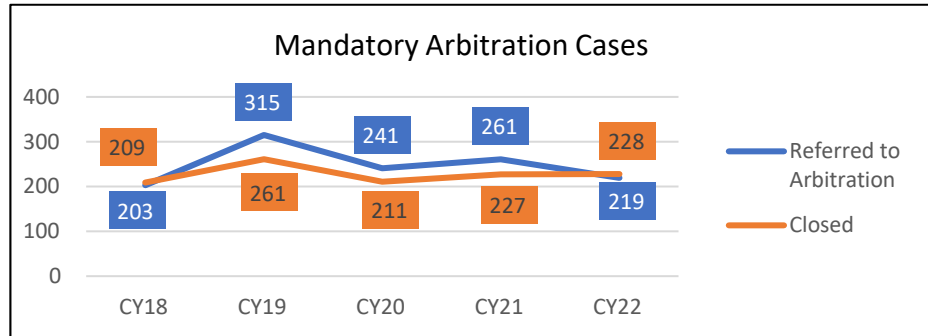


Note: CY = Calendar Year

# MANDATORY ARBITRATION

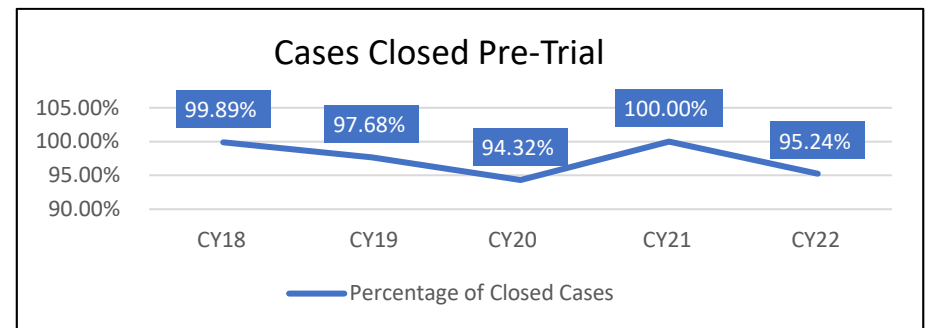
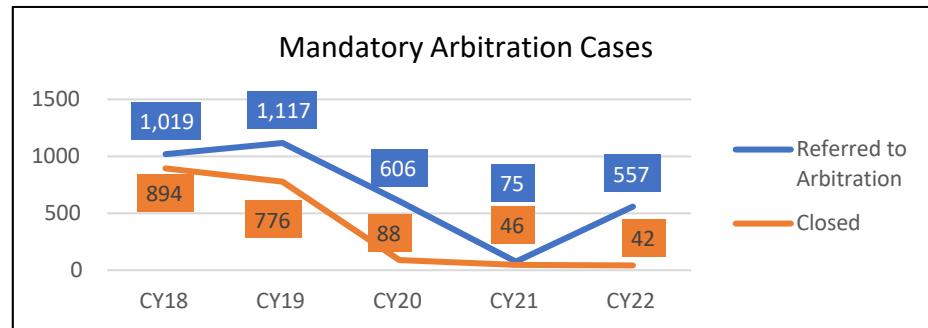
## Eleventh Judicial Circuit - McLean County

Cases Referred to Arbitration:	Cases Open:	Arbitration Hearings:	Awards Rejected:	Pre-Hearing Dispositions:	Awards Accepted:	Post-Hearing Dispositions:	Post-Rejection Dispositions:	Arbitration Cases Proceeding to Trial:	Total Dispositions:
219	239	18	3	212	8	6	1	1	228



## Twelfth Judicial Circuit - Will County

Cases Referred to Arbitration:	Cases Open:	Arbitration Hearings:	Awards Rejected:	Pre-Hearing Dispositions:	Awards Accepted:	Post-Hearing Dispositions:	Post-Rejection Dispositions:	Arbitration Cases Proceeding to Trial:	Total Dispositions:
557	3,504	32	18	12	11	9	8	2	42

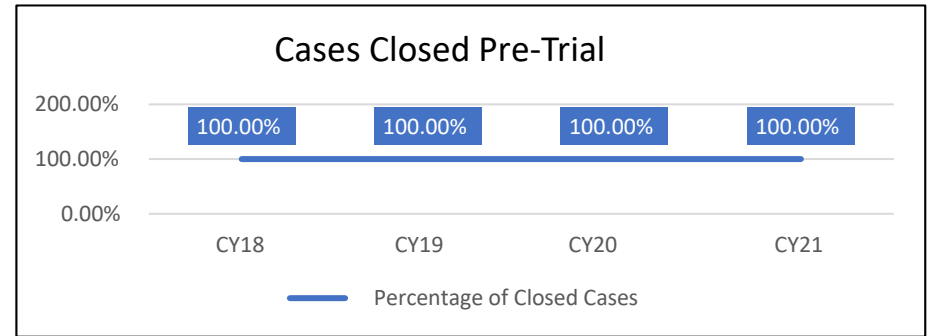
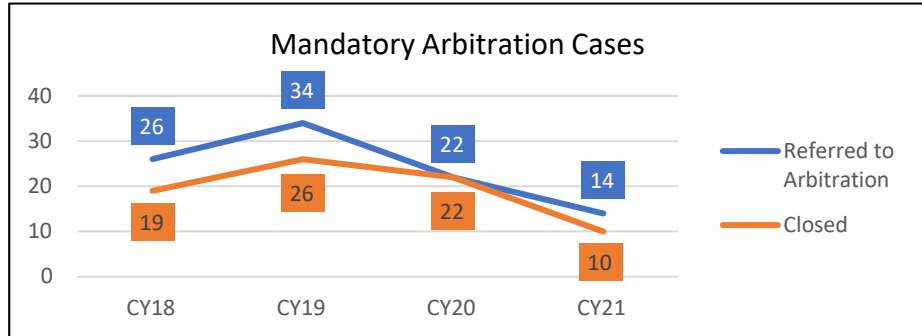


Note: CY = Calendar Year

# MANDATORY ARBITRATION

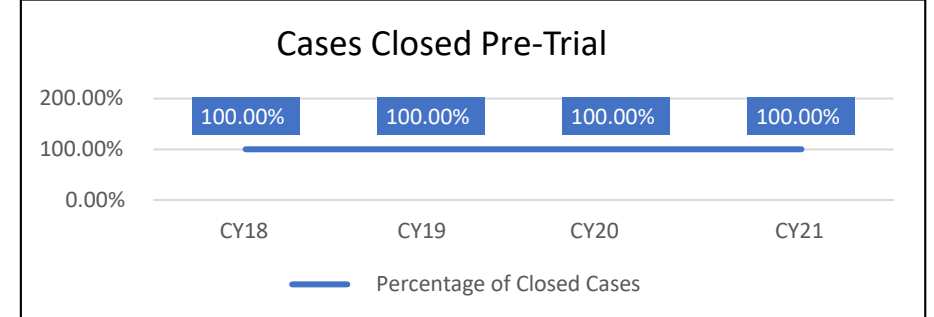
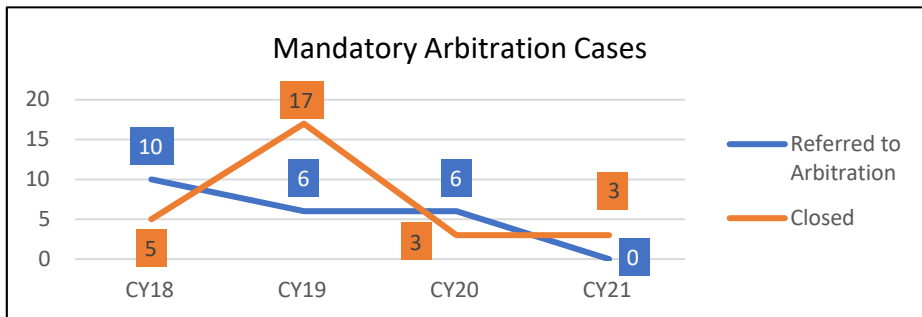
## Fourteenth Judicial Circuit - Henry County

Cases Referred to Arbitration:	Cases Open:	Arbitration Hearings:	Awards Rejected:	Pre-Hearing Dispositions:	Awards Accepted:	Post-Hearing Dispositions:	Post-Rejection Dispositions:	Arbitration Cases Proceeding to Trial:	Total Dispositions:
26	39	0	0	22	0	0	0	0	22



## Fourteenth Judicial Circuit - Mercer County

Cases Referred to Arbitration:	Cases Open:	Arbitration Hearings:	Awards Rejected:	Pre-Hearing Dispositions:	Awards Accepted:	Post-Hearing Dispositions:	Post-Rejection Dispositions:	Arbitration Cases Proceeding to Trial:	Total Dispositions:
3	10	0	0	2	0	0	0	0	2

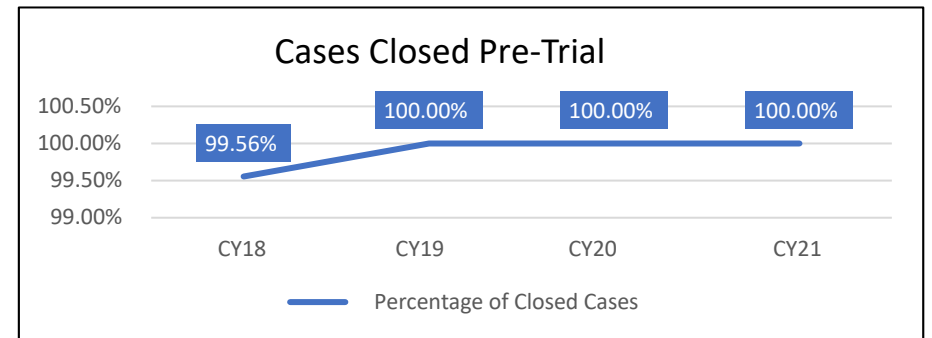
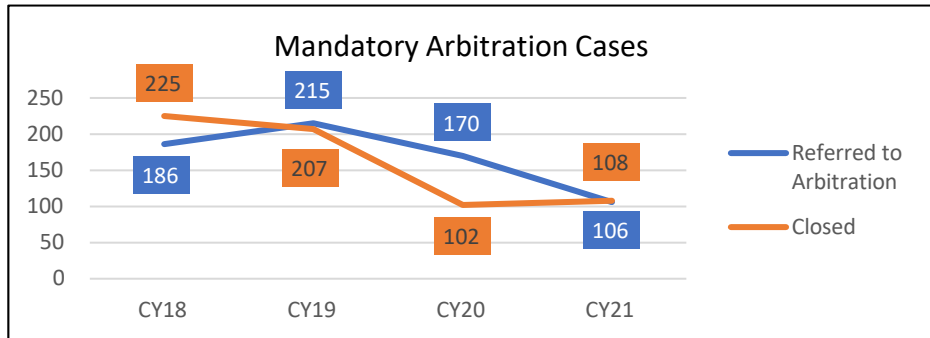


Note: CY = Calendar Year

# MANDATORY ARBITRATION

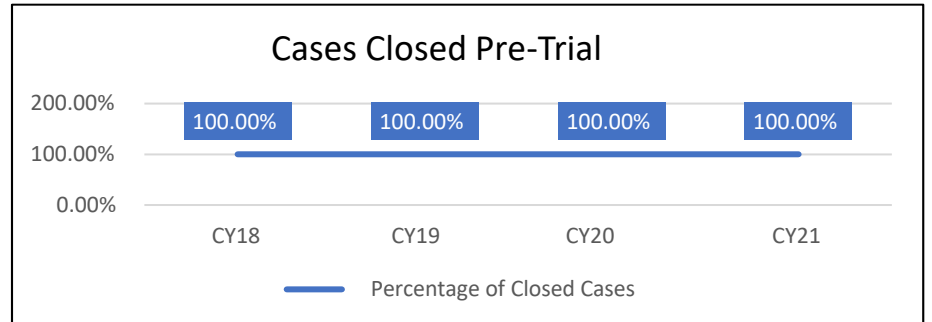
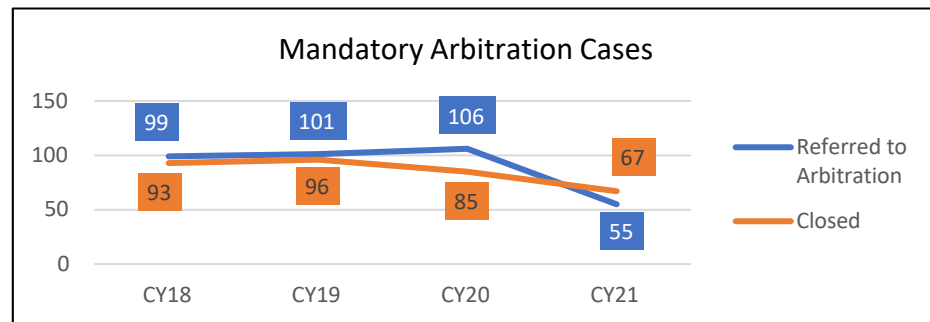
## Fourteenth Judicial Circuit - Rock Island County

Cases Referred to Arbitration:	Cases Open:	Arbitration Hearings:	Awards Rejected:	Pre-Hearing Dispositions:	Awards Accepted:	Post-Hearing Dispositions:	Post-Rejection Dispositions:	Arbitration Cases Proceeding to Trial:	Total Dispositions:
160	362	12	1	173	4	7	1	1	186



## Fourteenth Judicial Circuit - Whiteside County

Cases Referred to Arbitration:	Cases Open:	Arbitration Hearings:	Awards Rejected:	Pre-Hearing Dispositions:	Awards Accepted:	Post-Hearing Dispositions:	Post-Rejection Dispositions:	Arbitration Cases Proceeding to Trial:	Total Dispositions:
135	110	0	0	80	0	0	0	0	80

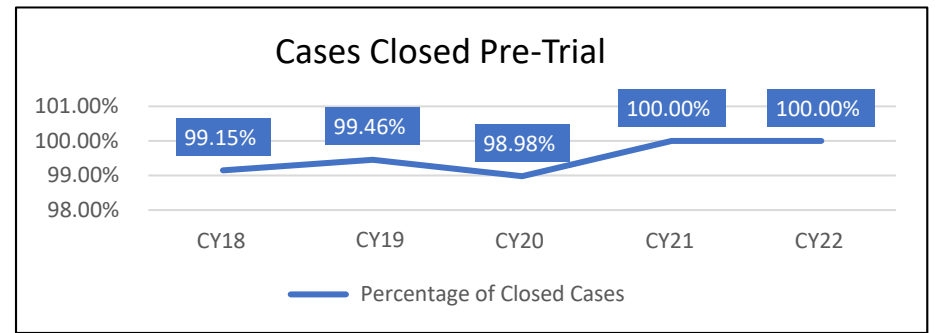
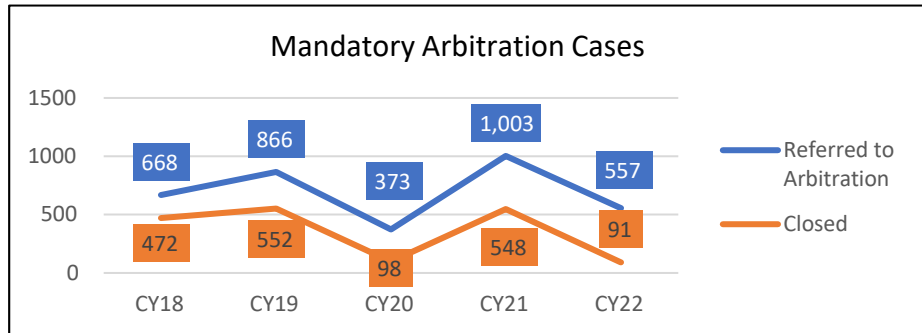


Note: CY = Calendar Year

# MANDATORY ARBITRATION

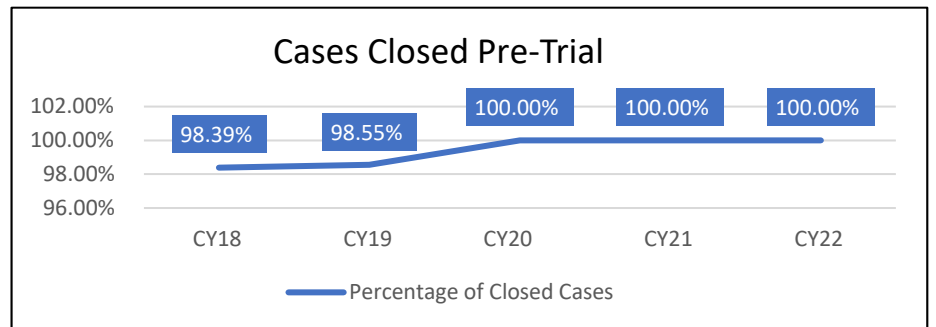
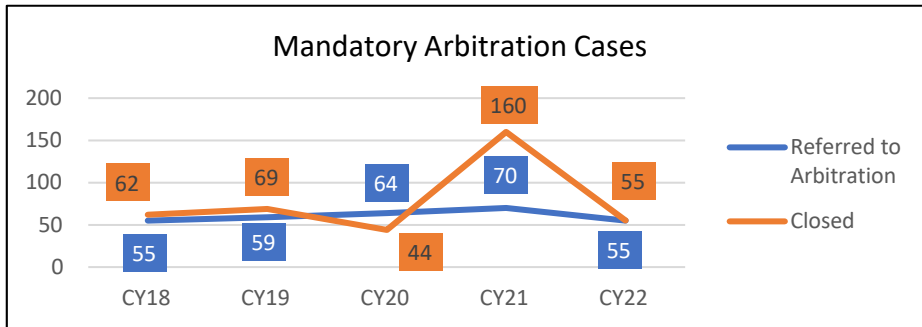
## Sixteenth Judicial Circuit - Kane County

Cases Referred to Arbitration:	Cases Open:	Arbitration Hearings:	Awards Rejected:	Pre-Hearing Dispositions:	Awards Accepted:	Post-Hearing Dispositions:	Post-Rejection Dispositions:	Arbitration Cases Proceeding to Trial:	Total Dispositions:
557	3,974	29	17	63	9	7	12	0	91



## Seventeenth Judicial Circuit - Boone County

Cases Referred to Arbitration:	Cases Open:	Arbitration Hearings:	Awards Rejected:	Pre-Hearing Dispositions:	Awards Accepted:	Post-Hearing Dispositions:	Post-Rejection Dispositions:	Arbitration Cases Proceeding to Trial:	Total Dispositions:
55	29	5	1	52	2	1	0	0	55

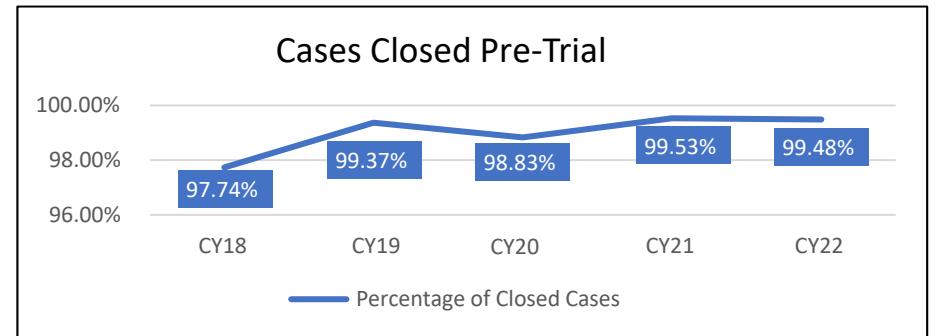
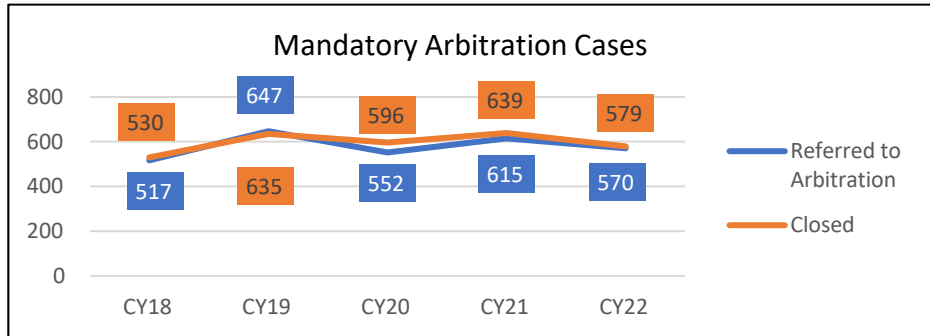


Note: CY = Calendar Year

# MANDATORY ARBITRATION

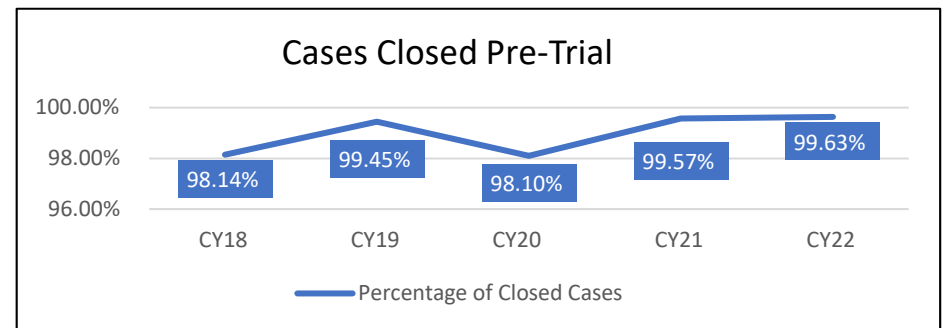
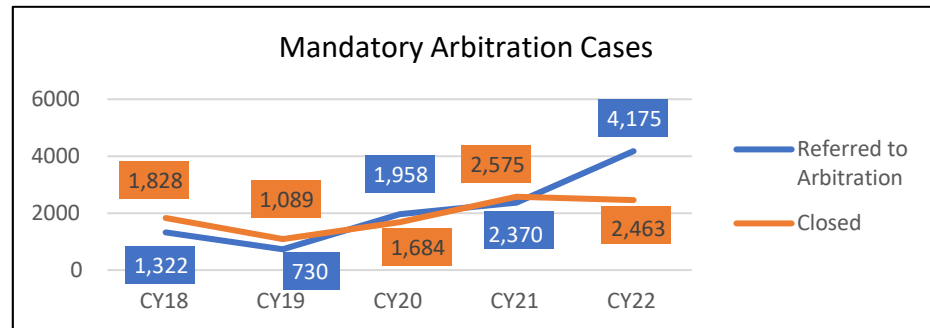
## Seventeenth Judicial Circuit - Winnebago County

Cases Referred to Arbitration:	Cases Open:	Arbitration Hearings:	Awards Rejected:	Pre-Hearing Dispositions:	Awards Accepted:	Post-Hearing Dispositions:	Post-Rejection Dispositions:	Arbitration Cases Proceeding to Trial:	Total Dispositions:
570	316	57	26	516	19	12	29	3	579



## Eighteenth Judicial Circuit - DuPage County

Cases Referred to Arbitration:	Cases Open:	Arbitration Hearings:	Awards Rejected:	Pre-Hearing Dispositions:	Awards Accepted:	Post-Hearing Dispositions:	Post-Rejection Dispositions:	Arbitration Cases Proceeding to Trial:	Total Dispositions:
1,989	1,712	197	105	2,162	41	57	194	9	2,463



Note: CY = Calendar Year

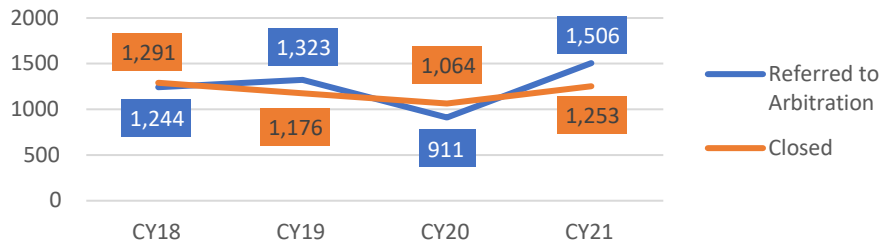


# MANDATORY ARBITRATION

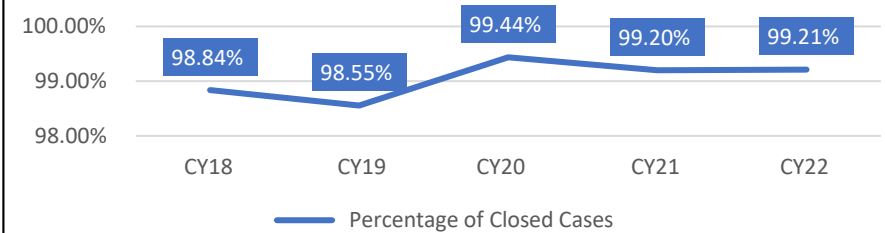
## Nineteenth Judicial Circuit - Lake County

Cases Referred to Arbitration:	Cases Open:	Arbitration Hearings:	Awards Rejected:	Pre-Hearing Dispositions:	Awards Accepted:	Post-Hearing Dispositions:	Post-Rejection Dispositions:	Arbitration Cases Proceeding to Trial:	Total Dispositions:
1,355	861	117	60	1,258	29	31	66	11	1,395

Mandatory Arbitration Cases



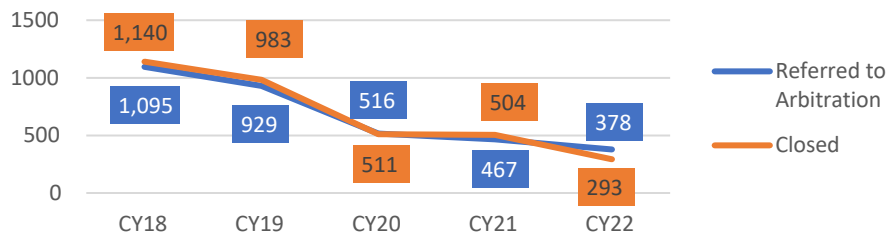
Cases Closed Pre-Trial



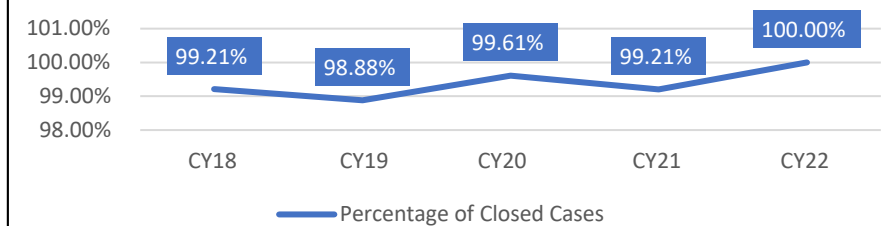
## Twentieth Judicial Circuit - St. Clair County

Cases Referred to Arbitration:	Cases Open:	Arbitration Hearings:	Awards Rejected:	Pre-Hearing Dispositions:	Awards Accepted:	Post-Hearing Dispositions:	Post-Rejection Dispositions:	Arbitration Cases Proceeding to Trial:	Total Dispositions:
378	223	27	4	264	14	8	7	0	293

Mandatory Arbitration Cases



Cases Closed Pre-Trial

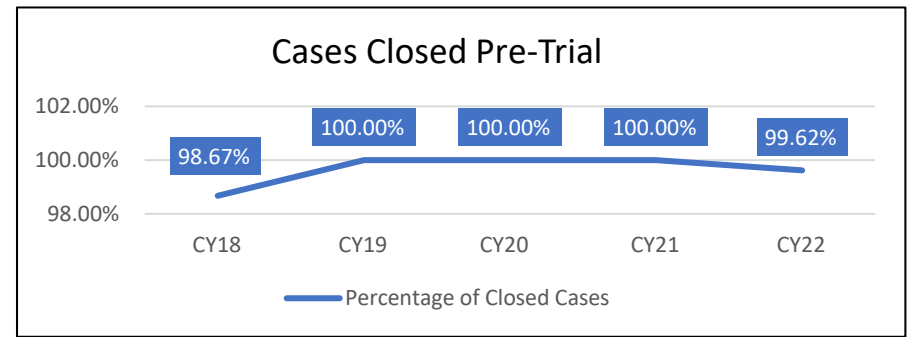
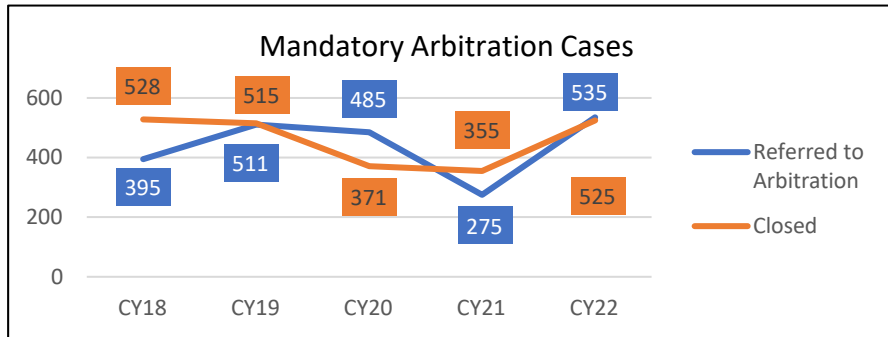


Note: CY = Calendar Year

# MANDATORY ARBITRATION

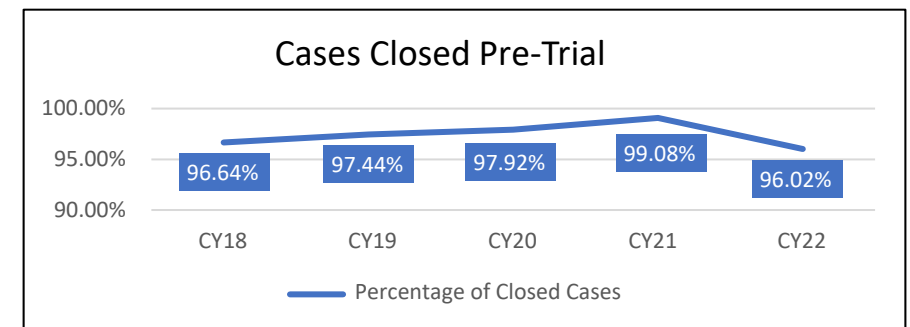
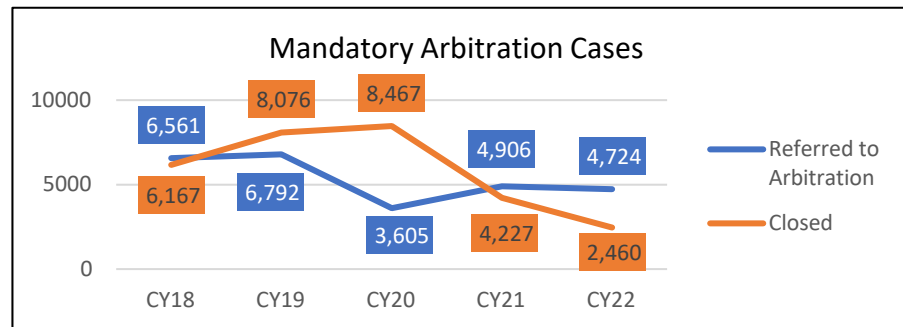
## Twenty-Second Judicial Circuit - McHenry County

Cases Referred to Arbitration:	Cases Open:	Arbitration Hearings:	Awards Rejected:	Pre-Hearing Dispositions:	Awards Accepted:	Post-Hearing Dispositions:	Post-Rejection Dispositions:	Arbitration Cases Proceeding to Trial:	Total Dispositions:
535	218	36	14	489	3	15	16	2	525



## Circuit Court of Cook County

Cases Referred to Arbitration:	Cases Open:	Arbitration Hearings:	Awards Rejected:	Pre-Hearing Dispositions:	Awards Accepted:	Post-Hearing Dispositions:	Post-Rejection Dispositions:	Arbitration Cases Proceeding to Trial:	Total Dispositions:
4,724	8,461	2,947	1,427	701	457	701	503	98	2,460



Note: CY = Calendar Year

# MANDATORY ARBITRATION

2022 Average Award Amounts and Average Number of Days (By Case Type)								
Arbitration Program		Automobile/ Subrogation	Collections	Contracts	Liability/Tort	Property Damage	Personal Injury	Other/ Unknown
Boone	Number of Cases	1	2	N/A	N/A	N/A	2	N/A
	Average Award	\$ -	\$ 15,549.84	N/A	N/A	N/A	\$ 14,051.50	N/A
	Average Number of Days	372	196.5	N/A	N/A	N/A	330	N/A
*Cook	Number of Cases	N/A	N/A	N/A	N/A	N/A	N/A	N/A
	Average Award	N/A	N/A	N/A	N/A	N/A	N/A	N/A
	Average Number of Days	N/A	N/A	N/A	N/A	N/A	N/A	N/A
DuPage	Number of Cases	29	N/A	4	63	N/A	N/A	112
	Average Award	\$ 4,511.82	N/A	\$ 15,561.25	\$ 7,277.18	N/A	N/A	\$ 14,132.80
	Average Number of Days	508.8	N/A	3445.5	429.5	N/A	N/A	437.4
Ford	Number of Cases	N/A	N/A	N/A	N/A	N/A	N/A	N/A
	Average Award	N/A	N/A	N/A	N/A	N/A	N/A	N/A
	Average Number of Days	N/A	N/A	N/A	N/A	N/A	N/A	N/A
Henry	Number of Cases	N/A	N/A	N/A	N/A	N/A	N/A	N/A
	Average Award	N/A	N/A	N/A	N/A	N/A	N/A	N/A
	Average Number of Days	N/A	N/A	N/A	N/A	N/A	N/A	N/A
Kane	Number of Cases	14	N/A	4	N/A	2	32	1
	Average Award	\$ 7,001.50	N/A	\$ 15,561.25	N/A	\$ 18,826.50	\$ 15,750.40	\$ 17,500.00
	Average Number of Days	152	N/A	345.5	N/A	513	334.5	125
Lake	Number of Cases	49	14	25	1	3	32	3
	Average Award	\$ 6,799.14	\$ 17,092.66	\$ 616.10	\$ 33,000.00	\$ 5,918.15	\$ 15,750.40	\$ 5,026.12
	Average Number of Days	180.9	327.7	377.2	380	437.3	334.5	263
Madison	Number of Cases	11	1	8	N/A	N/A	N/A	N/A
	Average Award	\$ 8,663.89	\$ 15,974.17	\$ 11,121.65	N/A	N/A	N/A	N/A
	Average Number of Days	252.1	276.7	351.6	N/A	N/A	N/A	N/A
McHenry	Number of Cases	20	8	8	N/A	N/A	N/A	N/A
	Average Award	\$ 8,556.81	\$ 11,488.82	\$ 11,383.72	N/A	N/A	N/A	N/A
	Average Number of Days	293.6	179	300	N/A	N/A	N/A	N/A

\*Cook County collection methods do not allow for breakdown of data

# MANDATORY ARBITRATION

2022 Average Award Amounts and Average Number of Days (By Case Type)								
Arbitration Program		Automobile/ Subrogation	Collections	Contracts	Liability/Tort	Property Damage	Personal Injury	Other/ Unknown
McLean	Number of Cases	N/A	N/A	16	1	N/A	N/A	1
	Average Award	N/A	N/A	\$ 13,743.58	\$ -	N/A	N/A	\$ -
	Average Number of Days	N/A	N/A	334.6	262	N/A	N/A	684
Mercer	Number of Cases	N/A	N/A	N/A	N/A	N/A	N/A	N/A
	Average Award	N/A	N/A	N/A	N/A	N/A	N/A	N/A
	Average Number of Days	N/A	N/A	N/A	N/A	N/A	N/A	N/A
Rock Island	Number of Cases	3	N/A	2	N/A	N/A	1	6
	Average Award	\$ 12,669.73	N/A	\$ 12,919.38	N/A	N/A	\$ -	\$ 14,491.69
	Average Number of Days	342	N/A	159.5	N/A	N/A	497	963.5
St. Clair	Number of Cases	1	6	4	1	N/A	15	N/A
	Average Award	\$ 29,318.56	\$ 15,180.34	\$ 11,132.27	\$ 22,500.00	N/A	\$ 22,420.67	N/A
	Average Number of Days	1,768	424	379.2	283	N/A	456.6	N/A
Whiteside	Number of Cases	N/A	N/A	N/A	N/A	N/A	N/A	N/A
	Average Award	N/A	N/A	N/A	N/A	N/A	N/A	N/A
	Average Number of Days	N/A	N/A	N/A	N/A	N/A	N/A	N/A
Will	Number of Cases	17	1	8	N/A	N/A	N/A	8
	Average Award	\$ 17,486.90	\$ 16,477.53	\$ 5,260.35	N/A	N/A	N/A	\$ 13,144.48
	Average Number of Days	326.4	336	332.5	N/A	N/A	N/A	13.114.48
Winnebago	Number of Cases	22	1	18	N/A	2	21	N/A
	Average Award	\$ 9,462.20	\$ 16,074.04	\$ 14,143.22	N/A	\$ -	\$ 15,447.69	N/A
	Average Number of Days	264.2	280	376.6	N/A	164.5	357.9	N/A

**ADULT AND JUVENILE  
PROBATION  
AND  
SUPERVISED PRETRIAL  
RELEASE**

# ABBREVIATIONS

Explanations for abbreviations used in column headings in this section are explained below.

<b>Admin.</b>	<b>Administrative Cases:</b> Cases still active but not under direct supervision.
<b>PSI</b>	<b>Presentence Investigation:</b> A comprehensive written background investigation report on a convicted offender prepared by the probation department to provide information to the court to determine an appropriate sentence.
<b>Abbrev. PSI</b>	<b>Abbreviated Presentence Investigation:</b> Sometimes referred to as a "short form" presentence investigation, this is a less-comprehensive report permitted in less serious (i.e., misdemeanor) criminal cases.
<b>CUS</b>	<b>Continued Under Supervision:</b> A juvenile case which is under court order and probation supervision without a formal finding of delinquency.
<b>TASC</b>	<b>Treatment Alternatives for Special Clients:</b> A state-designated private agency licensed to provide substance abuse assessment, referral, and case monitoring services for criminal defendants/offenders with chemical dependency problems.
<b>Supp. Social Hist.</b>	<b>Social Support History:</b> Refers to those reports that are filed to assist the court in entering subsequent dispositional orders.
<b>Alt. Ed</b>	<b>Alternative Education:</b> Disciplinary Placements in Alternative Schools
<b>UDIS</b>	<b>Unified Delinquency Intervention Services:</b> Program services provided to youth between the ages of 13 and 17 who are at risk of placement into the Department of Corrections.
<b>JTPA</b>	<b>Job Training Partnership Act:</b> Program that provides training activities to prepare income eligible persons for employment.

# ACTIVE ADULT CASELOAD AS OF DECEMBER 31, 2022

Circuit	County	Felony	Misdemeanor	DUI	Traffic	Total	Admin.
1st	Alexander	66	9	1	2	78	33
	Jackson	337	132	38	16	523	49
	Johnson	79	31	7	1	118	39
	Massac	157	30	14	17	218	237
	Pope	30	4	2	0	36	11
	Pulaski	41	13	9	2	65	32
	Saline	298	114	14	7	433	111
	Union	85	26	11	3	125	57
	Williamson	259	115	54	77	505	228
<b>1st Circuit Total</b>		<b>1,352</b>	<b>474</b>	<b>150</b>	<b>125</b>	<b>2,101</b>	<b>797</b>
2nd	Crawford	124	18	13	0	155	12
	Edwards	50	14	7	1	72	19
	Franklin	250	85	9	0	344	46
	Gallatin	40	5	1	0	46	5
	Hamilton	51	6	1	0	58	23
	Hardin	44	2	5	0	51	8
	Jefferson	339	42	111	14	506	84
	Lawrence	92	9	0	0	101	152
	Richland	210	65	14	0	289	80
	Wabash	70	32	7	0	109	21
	Wayne	88	48	8	1	145	40
	White	148	34	2	7	191	25
<b>2nd Circuit Total</b>		<b>1,506</b>	<b>360</b>	<b>178</b>	<b>23</b>	<b>2,067</b>	<b>515</b>
3rd	Bond	134	38	7	10	189	104
	Madison	1,669	214	72	0	1,955	1,098
<b>3rd Circuit Total</b>		<b>1,803</b>	<b>252</b>	<b>79</b>	<b>10</b>	<b>2,144</b>	<b>1,202</b>
4th	Christian	220	94	65	7	386	113
	Clay	93	30	20	15	158	43
	Clinton	96	23	5	8	132	242
	Effingham	213	53	17	11	294	319
	Fayette	188	37	35	12	272	120
	Jasper	34	23	23	2	82	24
	Marion	312	132	71	57	572	187
	Montgomery	115	24	11	0	150	329
	Shelby	90	37	20	3	150	90
<b>4th Circuit Total</b>		<b>1,361</b>	<b>453</b>	<b>267</b>	<b>115</b>	<b>2,196</b>	<b>1,467</b>
5th	Clark	84	36	7	6	133	33
	Coles	472	94	31	12	609	239
	Cumberland	38	9	3	0	50	94
	Edgar	133	27	5	0	165	51
	Vermilion	546	140	67	3	756	586
<b>5th Circuit Total</b>		<b>1,273</b>	<b>306</b>	<b>113</b>	<b>21</b>	<b>1,713</b>	<b>1,003</b>

# ACTIVE ADULT CASELOAD

Circuit	County	Felony	Misdemeanor	DUI	Traffic	Total	Admin.
6th	Champaign	890	194	107	3	1,194	364
	DeWitt	56	20	18	3	97	105
	Douglas	61	59	34	14	168	203
	Macon	882	146	23	1	1,052	406
	Moultrie	59	41	36	13	149	88
	Piatt	45	81	5	3	134	50
<b>6th Circuit Total</b>		<b>1,993</b>	<b>541</b>	<b>223</b>	<b>37</b>	<b>2,794</b>	<b>1,216</b>
7th	Greene	75	70	0	0	145	115
	Jersey	149	25	46	8	228	110
	Macoupin	284	63	49	5	401	182
	Morgan^	0	0	0	0	0	0
	Sangamon	669	230	31	2	932	1,062
	Scott	22	29	0	0	51	10
<b>7th Circuit Total</b>		<b>1,199</b>	<b>417</b>	<b>126</b>	<b>15</b>	<b>1,757</b>	<b>1,479</b>
8th	Adams	536	57	49	6	648	159
	Brown	19	4	10	0	33	9
	Calhoun	26	5	4	1	36	34
	Cass	69	22	19	0	110	151
	Mason	51	20	26	7	104	23
	Menard	15	4	5	0	24	38
	Pike^	171	67	24	10	272	169
	Schuyler	35	22	17	2	76	36
<b>8th Circuit Total</b>		<b>922</b>	<b>201</b>	<b>154</b>	<b>26</b>	<b>1,303</b>	<b>619</b>
9th	Fulton	83	17	6	0	106	37
	Hancock	87	3	3	1	94	94
	Henderson	28	2	0	0	30	42
	Knox	178	24	2	4	208	83
	McDonough	65	12	4	2	83	39
	Warren	48	7	0	1	56	21
<b>9th Circuit Total</b>		<b>489</b>	<b>65</b>	<b>15</b>	<b>8</b>	<b>577</b>	<b>316</b>
10th	Marshall	37	10	8	1	56	43
	Peoria	653	118	35	18	824	1,437
	Putnam	10	16	5	1	32	41
	Stark	15	5	3	1	24	77
	Tazewell	381	118	78	7	584	983
<b>10th Circuit Total</b>		<b>1,096</b>	<b>267</b>	<b>129</b>	<b>28</b>	<b>1,520</b>	<b>2,581</b>
11th	Ford	54	21	16	3	94	81
	Livingston	203	31	5	1	240	700
	Logan	136	60	12	0	208	485
	McLean	1,045	84	19	42	1,190	394
	Woodford	144	69	40	10	263	854
<b>11th Circuit Total</b>		<b>1,582</b>	<b>265</b>	<b>92</b>	<b>56</b>	<b>1,995</b>	<b>2,514</b>

^Department missing data or needing corrections when sent for print.



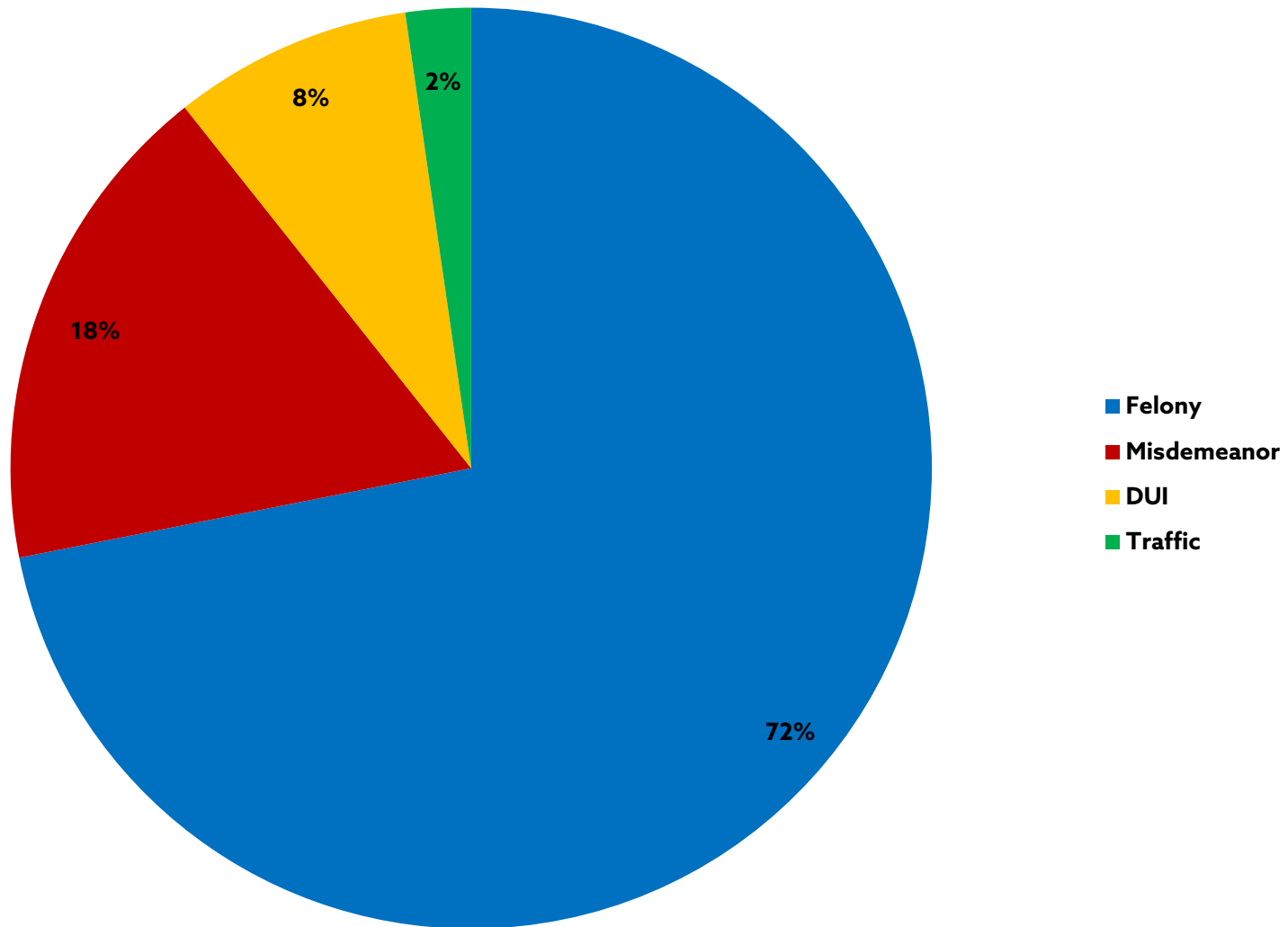
# ACTIVE ADULT CASELOAD

Circuit	County	Felony	Misdemeanor	DUI	Traffic	Total	Admin.
<b>12th</b>	<b>Will</b>	<b>1,116</b>	<b>228</b>	<b>12</b>	<b>15</b>	<b>1,371</b>	<b>459</b>
13th	Bureau	97	24	4	2	127	74
	Grundy	170	18	2	0	190	122
	LaSalle	403	30	4	4	441	145
<b>13th Circuit Total</b>		<b>670</b>	<b>72</b>	<b>10</b>	<b>6</b>	<b>758</b>	<b>341</b>
14th	Henry	140	39	9	0	188	478
	Mercer	65	14	1	1	81	75
	Rock Island	684	257	454	51	1,446	665
	Whiteside	260	53	115	14	442	332
<b>14th Circuit Total</b>		<b>1,149</b>	<b>363</b>	<b>579</b>	<b>66</b>	<b>2,157</b>	<b>1,550</b>
15th	Carroll	47	13	2	1	63	161
	Jo Daviess	30	71	38	2	141	76
	Lee	138	48	25	18	229	379
	Ogle	200	52	32	0	284	425
	Stephenson	272	132	43	6	453	773
<b>15th Circuit Total</b>		<b>687</b>	<b>316</b>	<b>140</b>	<b>27</b>	<b>1,170</b>	<b>1,814</b>
<b>16th</b>	<b>Kane</b>	<b>1,555</b>	<b>476</b>	<b>171</b>	<b>4</b>	<b>2,206</b>	<b>1,102</b>
17th	Boone	150	61	35	3	249	457
	Winnebago	1,540	250	85	4	1,879	1,766
<b>17th Circuit Total</b>		<b>1,690</b>	<b>311</b>	<b>120</b>	<b>7</b>	<b>2,128</b>	<b>2,223</b>
<b>18th</b>	<b>DuPage</b>	<b>1,692</b>	<b>554</b>	<b>367</b>	<b>122</b>	<b>2,735</b>	<b>2,295</b>
<b>19th</b>	<b>Lake</b>	<b>990</b>	<b>344</b>	<b>261</b>	<b>149</b>	<b>1,744</b>	<b>737</b>
<b>20th</b>	<b>St. Clair</b>	<b>1,662</b>	<b>127</b>	<b>5</b>	<b>5</b>	<b>1,799</b>	<b>648</b>
21st	Iroquois	151	9	4	0	164	80
	Kankakee	439	93	0	0	532	126
<b>21st Circuit Total</b>		<b>590</b>	<b>102</b>	<b>4</b>	<b>0</b>	<b>696</b>	<b>206</b>
<b>22nd</b>	<b>McHenry</b>	<b>541</b>	<b>117</b>	<b>67</b>	<b>25</b>	<b>750</b>	<b>291</b>
23rd	DeKalb	329	82	0	0	411	530
	Kendall	160	61	0	0	221	626
<b>23rd Circuit Total</b>		<b>489</b>	<b>143</b>	<b>0</b>	<b>0</b>	<b>632</b>	<b>1,156</b>
24th	Monroe	275	3	3	0	281	101
	Perry^	97	17	2	1	117	54
	Randolph	172	10	0	0	182	116
	Washington	55	8	1	1	65	107
<b>24th Circuit Total</b>		<b>599</b>	<b>38</b>	<b>6</b>	<b>2</b>	<b>645</b>	<b>378</b>
Cook	Adult^	0	0	0	0	0	0
	Social Service^	0	0	0	0	0	0
<b>Cook County Total</b>		<b>0</b>	<b>0</b>	<b>0</b>	<b>0</b>	<b>0</b>	<b>0</b>
<b>Statewide Total</b>		<b>28,006</b>	<b>6,792</b>	<b>3,268</b>	<b>892</b>	<b>38,958</b>	<b>26,909</b>

^Department missing data or needing corrections when sent for print.

Note: Cook county is separated into "Adult" and "Social Service"; Adult handles felony cases and Social Services handles misdemeanor cases.

### 2022 Statewide Active Adult Caseload



# PRETRIAL ELIGIBILITY & RELEASE

## TOTALS FOR THE YEAR 2022

Circuit	County	Eligibility			Pretrial Release	
		Eligible	Released Prior to Interview	Investigated	No Supervision	Supervision
1st	Alexander	3	0	3	0	0
	Jackson	69	0	69	0	0
	Johnson	2	0	2	0	0
	Massac	23	0	23	0	0
	Pope	7	0	7	0	0
	Pulaski	20	0	20	0	0
	Saline	93	0	93	0	0
	Union	21	0	21	0	0
	Williamson	175	0	175	0	0
	<b>1st Circuit Total</b>	<b>413</b>	<b>0</b>	<b>413</b>	<b>0</b>	<b>0</b>
2nd	Crawford	85	0	85	0	0
	Edwards	11	0	11	0	0
	Franklin	264	0	264	0	0
	Gallatin	16	0	16	0	0
	Hamilton	27	0	27	0	0
	Hardin	31	0	31	0	0
	Jefferson	209	0	209	0	0
	Lawrence	76	0	76	0	0
	Richland	97	0	97	0	0
	Wabash	38	0	38	0	0
	Wayne	69	0	69	0	0
	White	98	0	98	0	0
	<b>2nd Circuit Total</b>	<b>1,021</b>	<b>0</b>	<b>1,021</b>	<b>0</b>	<b>0</b>
3rd	Bond	61	0	22	0	85
	Madison**	2,695	246	3,040	906	40
<b>3rd Circuit Total</b>		<b>2,756</b>	<b>246</b>	<b>3,062</b>	<b>906</b>	<b>125</b>
4th	Christian	118	0	114	0	227
	Clay	4	0	4	0	0
	Clinton*	16	0	16	0	0
	Effingham*	111	0	111	0	0
	Fayette	60	0	60	0	0
	Jasper	17	0	17	0	0
	Marion	532	43	531	258	50
	Montgomery*	175	0	175	0	0
	Shelby	137	2	140	13	109
	<b>4th Circuit Total</b>	<b>1,170</b>	<b>45</b>	<b>1,168</b>	<b>271</b>	<b>386</b>
5th	Clark	98	0	72	0	6
	Coles*	580	0	472	0	220
	Cumberland	1	0	1	0	0
	Edgar	20	0	20	0	0
	Vermillion*	332	0	334	0	0
<b>5th Circuit Total</b>		<b>1,031</b>	<b>0</b>	<b>899</b>	<b>0</b>	<b>226</b>

\* Department switched to Office of Statewide Pretrial Services mid-year.

\*\* Department reports Pretrial Program Data.

# PRETRIAL ELIGIBILITY & RELEASE

Circuit	County	Eligibility			Pretrial Release	
		Eligible	Released Prior to Interview	Investigated	No Supervision	Supervision
6th	Champaign	233	0	233	0	0
	DeWitt	4	0	4	0	0
	Douglas*	40	0	40	0	0
	Macon**	1,123	0	1,124	31	22
	Moultrie	19	0	19	0	0
	Piatt	5	0	5	0	0
<b>6th Circuit Total</b>		<b>1,424</b>	<b>0</b>	<b>1,425</b>	<b>31</b>	<b>22</b>
7th	Greene	32	0	32	0	0
	Jersey	66	0	66	0	0
	Macoupin	110	0	110	0	0
	Morgan**^	214	126	87	208	6
	Sangamon**	243	0	358	0	94
	Scott	2	0	2	0	0
<b>7th Circuit Total</b>		<b>667</b>	<b>126</b>	<b>655</b>	<b>208</b>	<b>100</b>
8th	Adams**	635	9	626	219	156
	Brown	11	0	11	0	0
	Calhoun	16	0	16	0	0
	Cass	37	0	37	0	0
	Mason	38	0	38	0	3
	Menard	4	0	4	0	0
	Pike	54	0	54	0	0
	Schuyler	31	0	31	0	0
	<b>8th Circuit Total</b>	<b>826</b>	<b>9</b>	<b>817</b>	<b>219</b>	<b>159</b>
9th	Fulton**	262	0	259	175	29
	Hancock**	127	0	109	54	91
	Henderson**	45	0	41	18	1
	Knox**	341	0	337	308	45
	McDonough**	180	0	179	166	14
	Warren**	91	0	90	60	56
<b>9th Circuit Total</b>		<b>1,046</b>	<b>0</b>	<b>1,015</b>	<b>781</b>	<b>236</b>
10th	Marshall	11	0	11	0	0
	Peoria**	538	0	538	119	180
	Putnam	1	0	1	0	0
	Stark	4	0	4	0	0
	Tazewell**	997	108	621	118	356
<b>10th Circuit Total</b>		<b>1,551</b>	<b>108</b>	<b>1,175</b>	<b>237</b>	<b>536</b>
11th	Ford	24	0	24	0	0
	Livingston	77	0	77	0	0
	Logan	41	0	41	0	0
	McLean**	2,100	245	2,303	1,659	73
	Woodford**	199	29	191	52	150
<b>11th Circuit Total</b>		<b>2,441</b>	<b>274</b>	<b>2,636</b>	<b>1,711</b>	<b>223</b>

\* Department switched to Office of Statewide Pretrial Services mid-year.

\*\* Department reports Pretrial Program Data.

^ Department missing data or needing correct when sent for print.

# PRETRIAL ELIGIBILITY & RELEASE

Circuit	County	Eligibility			Pretrial Release	
		Eligible	Released Prior to Interview	Investigated	No Supervision	Supervision
<b>12th</b>	<b>Will**</b>	<b>2,339</b>	<b>0</b>	<b>2,139</b>	<b>845</b>	<b>1,000</b>
13th	Bureau	24	0	24	0	0
	Grundy	74	0	74	0	0
	LaSalle	133	0	133	0	0
<b>13th Circuit Total</b>		<b>231</b>	<b>0</b>	<b>231</b>	<b>0</b>	<b>0</b>
14th	Henry	343	0	333	239	31
	Mercer	91	0	91	9	4
	Rock Island**	1,139	12	1,091	102	271
	Whiteside	127	0	127	13	0
<b>14th Circuit Total</b>		<b>1,700</b>	<b>12</b>	<b>1,642</b>	<b>363</b>	<b>306</b>
15th	Carroll**	0	0	0	0	0
	Jo Daviess**^	0	0	0	0	0
	Lee**	309	59	251	25	208
	Ogle**	258	0	263	57	32
	Stephenson**	556	0	402	154	16
<b>15th Circuit Total</b>		<b>1,123</b>	<b>59</b>	<b>916</b>	<b>236</b>	<b>256</b>
<b>16th</b>	<b>Kane**</b>	<b>3,406</b>	<b>32</b>	<b>98</b>	<b>488</b>	<b>2,630</b>
17th	Boone**	309	0	309	0	216
	Winnebago**	3,706	54	3,492	0	1,129
<b>17th Circuit Total</b>		<b>4,015</b>	<b>54</b>	<b>3,801</b>	<b>0</b>	<b>1,345</b>
<b>18th</b>	<b>DuPage**</b>	<b>761</b>	<b>368</b>	<b>226</b>	<b>0</b>	<b>2,176</b>
<b>19th</b>	<b>Lake**</b>	<b>3,536</b>	<b>0</b>	<b>3,533</b>	<b>192</b>	<b>1,669</b>
<b>20th</b>	<b>St. Clair*</b>	<b>814</b>	<b>0</b>	<b>814</b>	<b>1,023</b>	<b>64</b>
21st	Iroquois	25	0	25	0	0
	Kankakee**	0	0	0	0	122
<b>21st Circuit Total</b>		<b>25</b>	<b>0</b>	<b>25</b>	<b>0</b>	<b>122</b>
<b>22nd</b>	<b>McHenry**</b>	<b>1,524</b>	<b>0</b>	<b>1,524</b>	<b>1,428</b>	<b>84</b>
23rd	DeKalb**	948	0	949	333	301
	Kendall**	552	6	553	355	145
<b>23rd Circuit Total</b>		<b>1,500</b>	<b>6</b>	<b>1,502</b>	<b>688</b>	<b>446</b>
24th	Monroe	3	0	3	0	0
	Perry	52	0	52	0	0
	Randolph	63	0	63	0	0
	Washington	33	0	33	0	0
<b>24th Circuit Total</b>		<b>151</b>	<b>0</b>	<b>151</b>	<b>0</b>	<b>0</b>
<b>Cook</b>	<b>Adult**^</b>	<b>0</b>	<b>0</b>	<b>0</b>	<b>0</b>	<b>0</b>
	<b>Social**^</b>	<b>0</b>	<b>0</b>	<b>0</b>	<b>0</b>	<b>0</b>
<b>Statewide Total</b>		<b>35,471</b>	<b>1,339</b>	<b>30,888</b>	<b>9,627</b>	<b>12,111</b>

\* Department switched to Office of Statewide Pretrial Services mid-year.

\*\* Department reports Pretrial Program Data.

^ Department missing data or needing correct when sent for print.

# ADULT INVESTIGATIONS REPORT

## TOTALS FOR THE YEAR 2022

Circuit	County	PSI	Abbrev. PSI	Record Check	Other	Total
1st	Alexander	18	0	4	0	22
	Jackson	39	0	15	0	54
	Johnson	8	0	0	0	8
	Massac	11	0	0	0	11
	Pope	11	0	16	0	27
	Pulaski	0	0	0	0	0
	Saline	35	0	0	0	35
	Union	18	2	1	0	21
	Williamson	17	0	29	0	46
<b>1st Circuit Total</b>		<b>157</b>	<b>2</b>	<b>65</b>	<b>0</b>	<b>224</b>
2nd	Crawford	32	0	0	0	32
	Edwards	12	0	7	0	19
	Franklin	16	0	8	0	24
	Gallatin	6	0	0	0	6
	Hamilton	1	0	1	0	2
	Hardin	7	0	0	0	7
	Jefferson	82	2	27	0	111
	Lawrence	22	0	0	0	22
	Richland	14	0	0	0	14
	Wabash	18	0	0	0	18
	Wayne	42	19	23	0	84
	White	18	0	0	0	18
<b>2nd Circuit Total</b>		<b>270</b>	<b>21</b>	<b>66</b>	<b>0</b>	<b>357</b>
3rd	Bond	14	0	375	0	389
	Madison	42	0	0	251	293
<b>3rd Circuit Total</b>		<b>56</b>	<b>0</b>	<b>375</b>	<b>251</b>	<b>682</b>
4th	Christian	21	1	32	61	115
	Clay	10	0	35	0	45
	Clinton	23	1	45	17	86
	Effingham	37	0	45	0	82
	Fayette	13	4	76	0	93
	Jasper	0	4	49	0	53
	Marion	109	0	96	108	313
	Montgomery	19	1	0	0	20
	Shelby	30	0	0	0	30
<b>4th Circuit Total</b>		<b>262</b>	<b>11</b>	<b>378</b>	<b>186</b>	<b>837</b>
5th	Clark	10	4	0	0	14
	Coles	48	0	0	51	99
	Cumberland	10	0	0	0	10
	Edgar	25	0	0	0	25
	Vermilion	12	0	0	82	94
<b>5th Circuit Total</b>		<b>105</b>	<b>4</b>	<b>0</b>	<b>133</b>	<b>242</b>

# ADULT INVESTIGATIONS REPORT

Circuit	County	PSI	Abbrev. PSI	Record Check	Other	Total
1st	Alexander	18	0	4	0	22
	Jackson	39	0	15	0	54
	Johnson	8	0	0	0	8
	Massac	11	0	0	0	11
	Pope	11	0	16	0	27
	Pulaski	0	0	0	0	0
	Saline	35	0	0	0	35
	Union	18	2	1	0	21
	Williamson	17	0	29	0	46
<b>1st Circuit Total</b>		<b>157</b>	<b>2</b>	<b>65</b>	<b>0</b>	<b>224</b>
2nd	Crawford	32	0	0	0	32
	Edwards	12	0	7	0	19
	Franklin	16	0	8	0	24
	Gallatin	6	0	0	0	6
	Hamilton	1	0	1	0	2
	Hardin	7	0	0	0	7
	Jefferson	82	2	27	0	111
	Lawrence	22	0	0	0	22
	Richland	14	0	0	0	14
	Wabash	18	0	0	0	18
	Wayne	42	19	23	0	84
	White	18	0	0	0	18
<b>2nd Circuit Total</b>		<b>270</b>	<b>21</b>	<b>66</b>	<b>0</b>	<b>357</b>
3rd	Bond	14	0	375	0	389
	Madison	42	0	0	251	293
<b>3rd Circuit Total</b>		<b>56</b>	<b>0</b>	<b>375</b>	<b>251</b>	<b>682</b>
4th	Christian	21	1	32	61	115
	Clay	10	0	35	0	45
	Clinton	23	1	45	17	86
	Effingham	37	0	45	0	82
	Fayette	13	4	76	0	93
	Jasper	0	4	49	0	53
	Marion	109	0	96	108	313
	Montgomery	19	1	0	0	20
	Shelby	30	0	0	0	30
<b>4th Circuit Total</b>		<b>262</b>	<b>11</b>	<b>378</b>	<b>186</b>	<b>837</b>
5th	Clark	10	4	0	0	14
	Coles	48	0	0	51	99
	Cumberland	10	0	0	0	10
	Edgar	25	0	0	0	25
	Vermilion	12	0	0	82	94
<b>5th Circuit Total</b>		<b>105</b>	<b>4</b>	<b>0</b>	<b>133</b>	<b>242</b>

# ADULT INVESTIGATIONS REPORT

Circuit	County	PSI	Abbrev. PSI	Record Check	Other	Total
<b>12th</b>	<b>Will</b>	<b>239</b>	<b>1</b>	<b>27</b>	<b>0</b>	<b>267</b>
13th	Bureau	4	0	3	0	7
	Grundy	31	0	1	0	32
	LaSalle	48	7	14	19	88
<b>13th Circuit Total</b>		<b>83</b>	<b>7</b>	<b>18</b>	<b>19</b>	<b>127</b>
14th	Henry	47	0	41	319	407
	Mercer	16	0	2	0	18
	Rock Island	91	0	19	474	584
	Whiteside	10	0	3	12	25
<b>14th Circuit Total</b>		<b>164</b>	<b>0</b>	<b>65</b>	<b>805</b>	<b>1,034</b>
15th	Carroll	20	0	1	0	21
	Jo Daviess	10	0	5	0	15
	Lee	28	0	0	0	28
	Ogle	13	0	8	16	37
	Stephenson	24	0	0	0	24
<b>15th Circuit Total</b>		<b>95</b>	<b>0</b>	<b>14</b>	<b>16</b>	<b>125</b>
<b>16th</b>	<b>Kane</b>	<b>92</b>	<b>4</b>	<b>112</b>	<b>18</b>	<b>226</b>
17th	Boone	32	0	0	0	32
	Winnebago	203	0	0	0	203
<b>17th Circuit Total</b>		<b>235</b>	<b>0</b>	<b>0</b>	<b>0</b>	<b>235</b>
<b>18th</b>	<b>DuPage</b>	<b>318</b>	<b>0</b>	<b>312</b>	<b>0</b>	<b>630</b>
<b>19th</b>	<b>Lake</b>	<b>91</b>	<b>25</b>	<b>19</b>	<b>62</b>	<b>197</b>
<b>20th</b>	<b>St. Clair</b>	<b>166</b>	<b>0</b>	<b>1,708</b>	<b>279</b>	<b>2,153</b>
21st	Iroquois	1	0	32	0	33
	Kankakee	82	0	5	87	174
<b>21st Circuit Total</b>		<b>83</b>	<b>0</b>	<b>37</b>	<b>87</b>	<b>207</b>
<b>22nd</b>	<b>McHenry</b>	<b>45</b>	<b>1</b>	<b>0</b>	<b>10</b>	<b>56</b>
23rd	DeKalb	9	2	0	81	92
	Kendall	59	6	8	85	158
<b>23rd Circuit Total</b>		<b>68</b>	<b>8</b>	<b>8</b>	<b>166</b>	<b>250</b>
24th	Monroe	11	0	0	0	11
	Perry^	10	0	0	14	24
	Randolph	59	0	4	0	63
	Washington	5	0	99	2	106
<b>24th Circuit Total</b>		<b>85</b>	<b>0</b>	<b>103</b>	<b>16</b>	<b>204</b>
Cook	Adult^	0	0	0	0	0
	Social Service^	0	0	0	0	0
<b>Cook County Total</b>		<b>0</b>	<b>0</b>	<b>0</b>	<b>0</b>	<b>0</b>
<b>Statewide Total</b>		<b>4,485</b>	<b>831</b>	<b>6,140</b>	<b>2,985</b>	<b>14,441</b>

^Department missing data or needing corrections when sent for print.

Note: Cook County is separated in "Adult" and "Social Service"; Adult handles felony cases and Social Services handles misdemeanor cases.



# ADULT PROBATION PROGRAMS ORDERED TOTALS FOR THE YEAR 2022

Circuit	County	Alcohol	Drug	Alcohol & Drug	Mental Health	Sex Offender	TASC	Total
1st	Alexander	0	0	13	1	0	0	14
	Jackson	0	24	14	53	2	2	95
	Johnson	0	0	5	3	1	0	9
	Massac	0	0	53	3	2	0	58
	Pope	1	0	0	0	0	0	1
	Pulaski	0	0	0	0	0	0	0
	Saline	0	0	0	0	0	0	0
	Union	3	1	1	1	1	0	7
	Williamson	3	1	216	44	0	1	265
<b>1st Circuit Total</b>		<b>7</b>	<b>26</b>	<b>302</b>	<b>105</b>	<b>6</b>	<b>3</b>	<b>449</b>
2nd	Crawford	1	1	28	3	1	0	34
	Edwards	0	1	6	1	1	0	9
	Franklin	0	0	55	16	1	0	72
	Gallatin	0	2	8	2	0	0	12
	Hamilton	0	0	23	1	0	2	26
	Hardin	0	2	30	0	0	0	32
	Jefferson	0	0	0	0	0	0	0
	Lawrence	0	3	75	8	0	0	86
	Richland	0	0	52	5	1	0	58
	Wabash	0	0	19	2	0	0	21
	Wayne	0	0	35	1	0	0	36
	White	0	3	6	5	0	0	14
<b>2nd Circuit Total</b>		<b>1</b>	<b>12</b>	<b>337</b>	<b>44</b>	<b>4</b>	<b>2</b>	<b>400</b>
3rd	Bond	0	3	0	1	1	0	5
	Madison	30	165	64	133	8	1	401
<b>3rd Circuit Total</b>		<b>30</b>	<b>168</b>	<b>64</b>	<b>134</b>	<b>9</b>	<b>1</b>	<b>406</b>
4th	Christian	4	6	145	25	3	1	184
	Clay	0	1	0	9	0	6	16
	Clinton	1	3	49	13	0	1	67
	Effingham	80	135	30	33	1	0	279
	Fayette	0	1	131	0	0	1	133
	Jasper	0	0	0	0	0	0	0
	Marion	0	0	383	210	5	1	599
	Montgomery	0	0	1	2	3	3	9
	Shelby	1	11	3	5	1	0	21
<b>4th Circuit Total</b>		<b>86</b>	<b>157</b>	<b>742</b>	<b>297</b>	<b>13</b>	<b>13</b>	<b>1,308</b>
5th	Clark	0	0	68	37	0	0	105
	Coles	0	0	341	123	2	0	466
	Cumberland	1	0	7	5	0	0	13
	Edgar	2	45	4	21	1	0	73
	Vermilion	4	29	58	46	6	2	145
<b>5th Circuit Total</b>		<b>7</b>	<b>74</b>	<b>478</b>	<b>232</b>	<b>9</b>	<b>2</b>	<b>802</b>

# ADULT PROBATION PROGRAMS ORDERED

Circuit	County	Alcohol	Drug	Alcohol & Drug	Mental Health	Sex Offender	TASC	Total
6th	Champaign	3	1	241	84	9	0	338
	DeWitt	0	0	2	0	1	0	3
	Douglas	0	0	57	9	1	0	67
	Macon	2	37	10	80	2	2	133
	Moultrie	4	0	2	0	0	0	6
	Piatt	0	0	17	16	2	0	35
	<b>6th Circuit Total</b>	<b>9</b>	<b>38</b>	<b>329</b>	<b>189</b>	<b>15</b>	<b>2</b>	<b>582</b>
7th	Greene	0	0	0	0	0	0	0
	Jersey	3	23	4	9	1	2	42
	Macoupin	4	34	22	10	4	8	82
	Morgan	0	2	23	17	0	0	42
	Sangamon	14	31	401	119	10	7	582
	Scott	0	0	0	0	0	0	0
	<b>7th Circuit Total</b>	<b>21</b>	<b>90</b>	<b>450</b>	<b>155</b>	<b>15</b>	<b>17</b>	<b>748</b>
8th	Adams	8	26	285	315	2	0	636
	Brown	0	2	0	1	0	0	3
	Calhoun	8	20	7	11	0	0	46
	Cass	1	2	1	3	1	0	8
	Mason	0	0	0	0	0	0	0
	Menard	0	0	18	5	1	0	24
	Pike^	0	0	0	58	7	0	65
	Schuyler	1	4	2	1	0	0	8
	<b>8th Circuit Total</b>	<b>18</b>	<b>54</b>	<b>313</b>	<b>394</b>	<b>11</b>	<b>0</b>	<b>790</b>
9th	Fulton	0	0	51	17	0	2	70
	Hancock	0	0	87	87	1	0	175
	Henderson	0	0	21	3	0	0	24
	Knox	0	0	98	32	5	0	135
	McDonough	0	0	31	15	3	0	49
	Warren	0	0	23	6	1	0	30
	<b>9th Circuit Total</b>	<b>0</b>	<b>0</b>	<b>311</b>	<b>160</b>	<b>10</b>	<b>2</b>	<b>483</b>
10th	Marshall	0	0	5	1	0	0	6
	Peoria	5	12	108	50	6	1	182
	Putnam	0	0	0	0	0	0	0
	Stark	0	0	0	5	0	0	5
	Tazewell	0	0	84	172	3	9	268
	<b>10th Circuit Total</b>	<b>5</b>	<b>12</b>	<b>197</b>	<b>228</b>	<b>9</b>	<b>10</b>	<b>461</b>
11th	Ford	0	0	2	10	4	0	16
	Livingston	0	0	72	8	10	0	90
	Logan	12	1	106	36	0	1	156
	McLean	5	3	320	67	15	3	413
	Woodford	0	0	135	29	2	0	166
	<b>11th Circuit Total</b>	<b>17</b>	<b>4</b>	<b>635</b>	<b>150</b>	<b>31</b>	<b>4</b>	<b>841</b>

^Department missing data or needing corrections when sent for print.

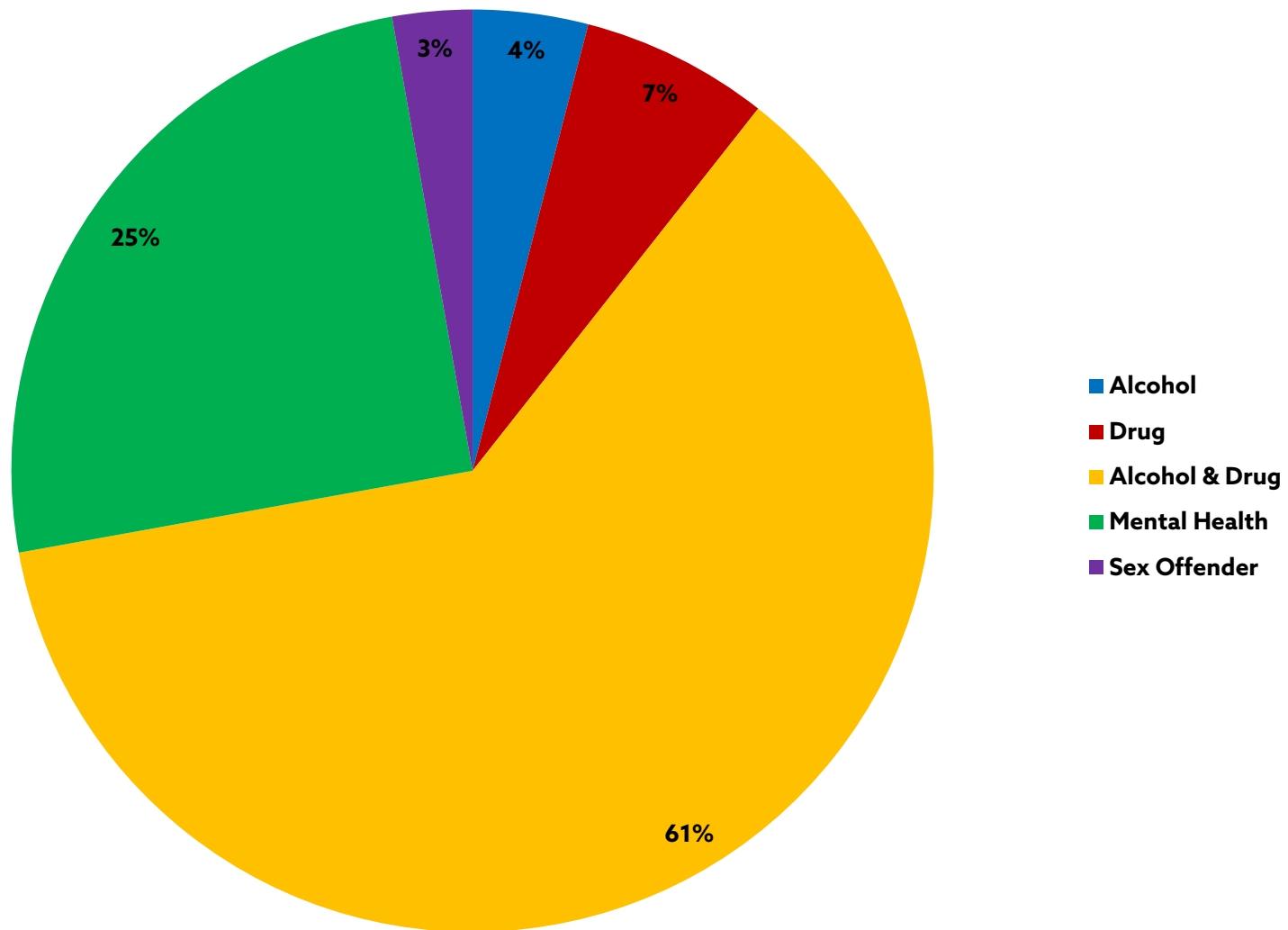
# ADULT PROBATION PROGRAMS ORDERED

Circuit	County	Alcohol	Drug	Alcohol & Drug	Mental Health	Sex Offender	TASC	Total
12th	Will	2	12	60	18	0	0	92
13th	Bureau	1	0	8	0	0	0	9
	Grundy	0	0	0	0	0	7	7
	LaSalle	0	5	23	23	1	5	57
<b>13th Circuit Total</b>		<b>1</b>	<b>5</b>	<b>31</b>	<b>23</b>	<b>1</b>	<b>12</b>	<b>73</b>
14th	Henry	0	0	37	68	2	2	109
	Mercer	1	1	34	30	4	3	73
	Rock Island	57	55	490	252	6	0	860
	Whiteside	2	3	89	25	5	0	124
<b>14th Circuit Total</b>		<b>60</b>	<b>59</b>	<b>650</b>	<b>375</b>	<b>17</b>	<b>5</b>	<b>1,166</b>
15th	Carroll	7	0	2	11	1	0	21
	Jo Daviess	0	0	30	8	0	0	38
	Lee	12	10	49	8	9	0	88
	Ogle	1	9	4	21	7	0	42
	Stephenson	1	1	3	33	3	0	41
<b>15th Circuit Total</b>		<b>21</b>	<b>20</b>	<b>88</b>	<b>81</b>	<b>20</b>	<b>0</b>	<b>230</b>
<b>16th</b>	<b>Kane</b>	<b>39</b>	<b>22</b>	<b>396</b>	<b>221</b>	<b>44</b>	<b>3</b>	<b>725</b>
17th	Boone	64	17	111	70	8	3	273
	Winnebago	0	0	1,260	32	94	0	1,386
<b>17th Circuit Total</b>		<b>64</b>	<b>17</b>	<b>1,371</b>	<b>102</b>	<b>102</b>	<b>3</b>	<b>1,659</b>
<b>18th</b>	<b>DuPage</b>	<b>0</b>	<b>0</b>	<b>0</b>	<b>0</b>	<b>0</b>	<b>0</b>	<b>0</b>
<b>19th</b>	<b>Lake</b>	<b>5</b>	<b>8</b>	<b>143</b>	<b>48</b>	<b>27</b>	<b>0</b>	<b>231</b>
<b>20th</b>	<b>St. Clair</b>	<b>91</b>	<b>22</b>	<b>1,008</b>	<b>202</b>	<b>11</b>	<b>82</b>	<b>1,416</b>
21st	Iroquois	0	0	1	0	1	0	2
	Kankakee	0	0	3	0	0	0	3
<b>21st Circuit Total</b>		<b>0</b>	<b>0</b>	<b>4</b>	<b>0</b>	<b>1</b>	<b>0</b>	<b>5</b>
<b>22nd</b>	<b>McHenry</b>	<b>18</b>	<b>42</b>	<b>0</b>	<b>1</b>	<b>12</b>	<b>0</b>	<b>73</b>
23rd	DeKalb	12	1	83	0	0	7	103
	Kendall	19	18	104	0	0	0	141
<b>23rd Circuit Total</b>		<b>31</b>	<b>19</b>	<b>187</b>	<b>0</b>	<b>0</b>	<b>7</b>	<b>244</b>
24th	Monroe	0	0	0	96	1	3	100
	Perry^	1	9	1	13	0	24	48
	Randolph	0	0	23	15	1	18	57
	Washington	0	1	12	27	1	0	41
<b>24th Circuit Total</b>		<b>1</b>	<b>10</b>	<b>36</b>	<b>151</b>	<b>3</b>	<b>45</b>	<b>246</b>
Cook	Adult^	0	0	0	0	0	0	0
	Social Service^	0	0	0	0	0	0	0
<b>Cook County Total</b>		<b>0</b>	<b>0</b>	<b>0</b>	<b>0</b>	<b>0</b>	<b>0</b>	<b>0</b>
<b>Statewide Total</b>		<b>534</b>	<b>871</b>	<b>8,132</b>	<b>3,310</b>	<b>370</b>	<b>213</b>	<b>13,430</b>

^Department missing data or needing correct when sent for print.

Note: Cook county is separated into "Adult" and "Social Service"; Adult handles felony cases and Social Services handles misdemeanor cases.

### 2022 Statewide Adult Programs Ordered



# ADULT RISK CLASSIFICATION

## AS OF DECEMBER 31, 2022

Circuit	County	Maximum	Medium	Minimum	Unclassified	Total
1st	Alexander	4	22	33	19	78
	Jackson	11	61	190	261	523
	Johnson	6	18	39	55	118
	Massac	3	55	102	58	218
	Pope	0	11	10	15	36
	Pulaski	2	7	25	31	65
	Saline	33	83	179	138	433
	Union	3	15	81	26	125
	Williamson	14	74	224	193	505
<b>1st Circuit Total</b>		<b>76</b>	<b>346</b>	<b>883</b>	<b>796</b>	<b>2,101</b>
2nd	Crawford	60	72	23	0	155
	Edwards	11	35	12	14	72
	Franklin	24	69	139	112	344
	Gallatin	1	6	37	2	46
	Hamilton	3	16	27	12	58
	Hardin	1	6	37	7	51
	Jefferson	7	116	187	196	506
	Lawrence	25	46	30	0	101
	Richland	20	140	73	56	289
	Wabash	0	85	24	0	109
	Wayne	8	63	44	30	145
	White	11	77	103	0	191
<b>2nd Circuit Total</b>		<b>171</b>	<b>731</b>	<b>736</b>	<b>429</b>	<b>2,067</b>
3rd	Bond	2	29	51	107	189
	Madison	232	778	934	11	1,955
<b>3rd Circuit Total</b>		<b>234</b>	<b>807</b>	<b>985</b>	<b>118</b>	<b>2,144</b>
4th	Christian	33	201	152	0	386
	Clay	9	8	50	91	158
	Clinton	10	30	12	80	132
	Effingham	38	98	109	49	294
	Fayette	28	78	67	99	272
	Jasper	1	15	57	9	82
	Marion	39	85	250	198	572
	Montgomery	11	36	27	76	150
	Shelby	9	40	69	32	150
<b>4th Circuit Total</b>		<b>178</b>	<b>591</b>	<b>793</b>	<b>634</b>	<b>2,196</b>
5th	Clark	12	37	39	45	133
	Coles	59	194	196	160	609
	Cumberland	3	11	20	16	50
	Edgar	4	22	123	16	165
	Vermillion	172	424	160	0	756
<b>5th Circuit Total</b>		<b>250</b>	<b>688</b>	<b>538</b>	<b>237</b>	<b>1,713</b>

# ADULT RISK CLASSIFICATION

Circuit	County	Maximum	Medium	Minimum	Unclassified	Total
6th	Champaign	107	470	475	142	1,194
	DeWitt	3	12	42	40	97
	Douglas	9	23	114	22	168
	Macon	180	572	298	2	1,052
	Moultrie	3	13	49	84	149
	Piatt	6	55	66	7	134
	<b>6th Circuit Total</b>	<b>308</b>	<b>1,145</b>	<b>1,044</b>	<b>297</b>	<b>2,794</b>
7th	Greene	20	34	46	45	145
	Jersey	1	19	36	172	228
	Macoupin	63	175	98	65	401
	Morgan^	0	0	0	0	0
	Sangamon	189	412	180	151	932
	Scott	4	8	23	16	51
	<b>7th Circuit Total</b>	<b>277</b>	<b>648</b>	<b>383</b>	<b>449</b>	<b>1,757</b>
8th	Adams	172	238	119	119	648
	Brown	1	7	16	9	33
	Calhoun	0	0	0	36	36
	Cass	9	15	38	48	110
	Mason	5	15	53	31	104
	Menard	1	4	11	8	24
	Pike^	1	10	64	197	272
	Schuyler	3	13	42	18	76
	<b>8th Circuit Total</b>	<b>192</b>	<b>302</b>	<b>343</b>	<b>466</b>	<b>1,303</b>
9th	Fulton	42	38	26	0	106
	Hancock	11	33	50	0	94
	Henderson	2	12	16	0	30
	Knox	41	74	93	0	208
	McDonough	20	29	34	0	83
	Warren	10	20	25	1	56
	<b>9th Circuit Total</b>	<b>126</b>	<b>206</b>	<b>244</b>	<b>1</b>	<b>577</b>
10th	Marshall	2	8	38	8	56
	Peoria	94	556	74	100	824
	Putnam	1	6	14	11	32
	Stark	3	14	5	2	24
	Tazewell	336	121	35	92	584
	<b>10th Circuit Total</b>	<b>436</b>	<b>705</b>	<b>166</b>	<b>213</b>	<b>1,520</b>
11th	Ford	9	20	50	15	94
	Livingston	23	73	85	59	240
	Logan	19	64	65	60	208
	McLean	248	500	441	1	1,190
	Woodford	3	9	38	213	263
	<b>11th Circuit Total</b>	<b>302</b>	<b>666</b>	<b>679</b>	<b>348</b>	<b>1,995</b>

^Department missing data or needing correct when sent for print.

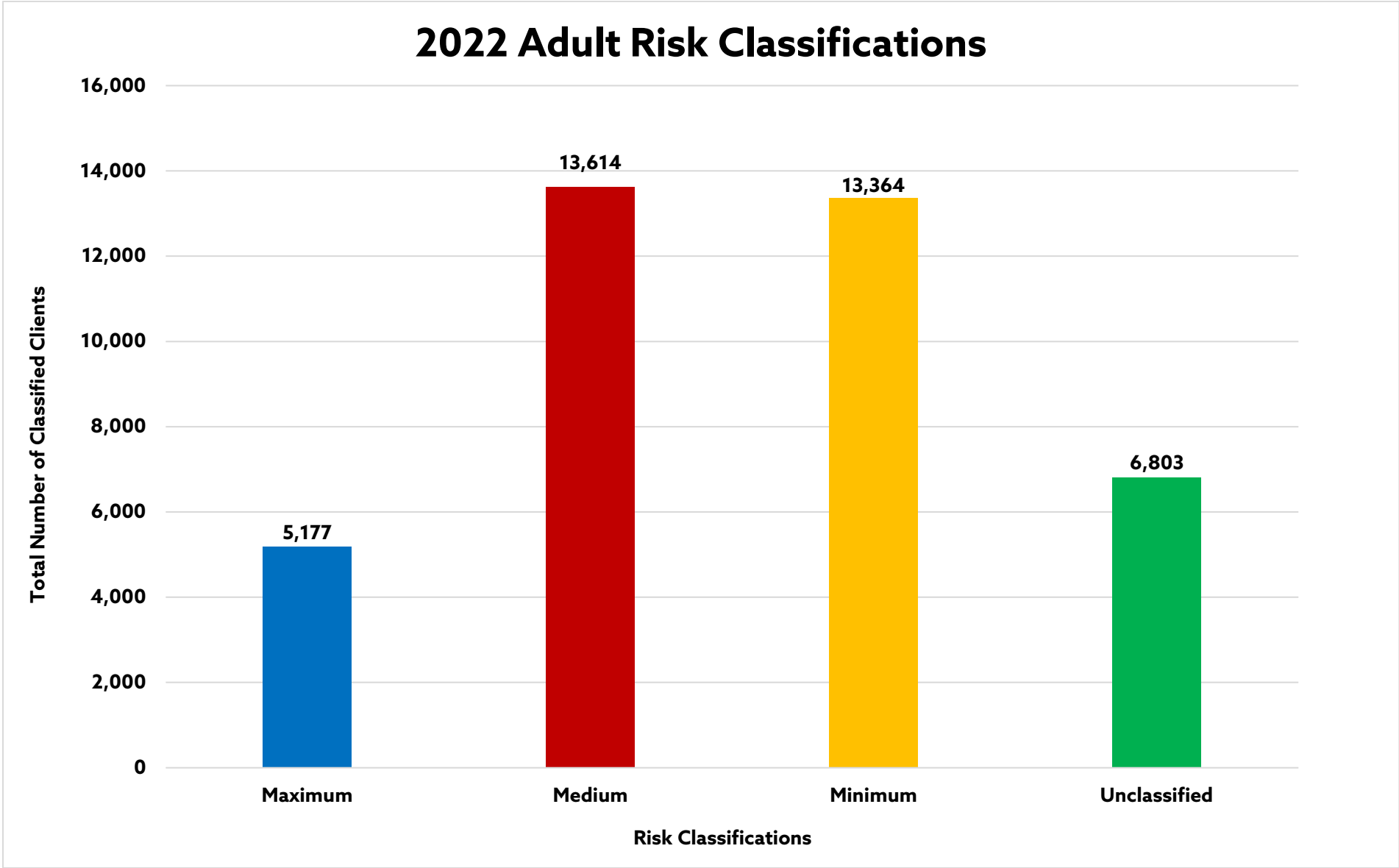
# ADULT RISK CLASSIFICATION

Circuit	County	Maximum	Medium	Minimum	Unclassified	Total
<b>12th</b>	<b>Will</b>	<b>147</b>	<b>435</b>	<b>490</b>	<b>299</b>	<b>1,371</b>
13th	Bureau	10	39	47	31	127
	Grundy	7	35	120	28	190
	LaSalle	41	208	186	6	441
<b>13th Circuit Total</b>		<b>58</b>	<b>282</b>	<b>353</b>	<b>65</b>	<b>758</b>
14th	Henry	70	75	40	3	188
	Mercer	1	61	19	0	81
	Rock Island	114	358	782	192	1,446
	Whiteside	81	158	203	0	442
<b>14th Circuit Total</b>		<b>266</b>	<b>652</b>	<b>1,044</b>	<b>195</b>	<b>2,157</b>
15th	Carroll	2	29	14	18	63
	Jo Daviess	6	41	38	56	141
	Lee	25	70	96	38	229
	Ogle	11	45	160	68	284
	Stephenson	78	214	72	89	453
<b>15th Circuit Total</b>		<b>122</b>	<b>399</b>	<b>380</b>	<b>269</b>	<b>1,170</b>
<b>16th</b>	<b>Kane</b>	<b>303</b>	<b>577</b>	<b>1,184</b>	<b>142</b>	<b>2,206</b>
17th	Boone	15	49	157	28	249
	Winnebago	614	833	282	150	1,879
<b>17th Circuit Total</b>		<b>629</b>	<b>882</b>	<b>439</b>	<b>178</b>	<b>2,128</b>
<b>18th</b>	<b>DuPage</b>	<b>308</b>	<b>796</b>	<b>1,255</b>	<b>376</b>	<b>2,735</b>
<b>19th</b>	<b>Lake</b>	<b>173</b>	<b>994</b>	<b>340</b>	<b>237</b>	<b>1,744</b>
<b>20th</b>	<b>St. Clair</b>	<b>218</b>	<b>827</b>	<b>438</b>	<b>316</b>	<b>1,799</b>
21st	Iroquois	23	42	67	32	164
	Kankakee	204	248	80	0	532
<b>21st Circuit Total</b>		<b>227</b>	<b>290</b>	<b>147</b>	<b>32</b>	<b>696</b>
<b>22nd</b>	<b>McHenry</b>	<b>80</b>	<b>300</b>	<b>325</b>	<b>45</b>	<b>750</b>
23rd	DeKalb	45	130	108	128	411
	Kendall	8	83	30	100	221
<b>23rd Circuit Total</b>		<b>53</b>	<b>213</b>	<b>138</b>	<b>228</b>	<b>632</b>
24th	Monroe	1	3	1	276	281
	Perry^	1	5	5	106	117
	Randolph	29	110	13	30	182
	Washington	12	14	18	21	65
<b>24th Circuit Total</b>		<b>43</b>	<b>132</b>	<b>37</b>	<b>433</b>	<b>645</b>
Cook	Adult^	0	0	0	0	0
	Social Service^	0	0	0	0	0
<b>Cook County Total</b>		<b>0</b>	<b>0</b>	<b>0</b>	<b>0</b>	<b>0</b>
<b>Statewide Total</b>		<b>5,177</b>	<b>13,614</b>	<b>13,364</b>	<b>6,803</b>	<b>38,958</b>

^Department missing data or needing correction when sent for print.

Note: Cook county is separated into "Adult" and "Social Service"; Adult handles felony cases and Social Services handles misdemeanor cases.

# ADULT RISK CLASSIFICATION





# ACTIVE JUVENILE CASELOAD

## AS OF DECEMBER 31, 2022

Circuit	County	Probation	Supervision	CUS	Informal	Other	Total	Admin.
1st	Alexander	3	0	0	0	0	3	1
	Jackson	12	0	14	0	1	27	0
	Johnson	2	0	2	3	1	8	2
	Massac	3	0	1	0	0	4	1
	Pope	3	0	0	0	0	3	0
	Pulaski	0	2	1	0	0	3	0
	Saline	9	1	0	2	0	12	1
	Union	5	1	1	1	0	8	1
	Williamson	15	0	7	8	0	30	3
<b>1st Circuit Total</b>		<b>52</b>	<b>4</b>	<b>26</b>	<b>14</b>	<b>2</b>	<b>98</b>	<b>9</b>
2nd	Crawford	18	0	0	0	0	18	0
	Edwards	2	0	0	1	0	3	3
	Franklin	5	1	4	20	2	32	2
	Gallatin	2	0	4	0	0	6	0
	Hamilton	1	0	0	0	0	1	1
	Hardin	0	0	0	0	0	0	0
	Jefferson	23	1	0	0	0	24	0
	Lawrence	3	1	0	0	0	4	5
	Richland	39	0	4	0	0	43	4
	Wabash	9	2	0	0	0	11	10
	Wayne	5	0	1	0	0	6	4
	White	11	0	1	0	0	12	1
<b>2nd Circuit Total</b>		<b>118</b>	<b>5</b>	<b>14</b>	<b>21</b>	<b>2</b>	<b>160</b>	<b>30</b>
3rd	Bond	2	0	5	2	0	9	4
	Madison	50	0	69	31	0	150	17
<b>3rd Circuit Total</b>		<b>52</b>	<b>0</b>	<b>74</b>	<b>33</b>	<b>0</b>	<b>159</b>	<b>21</b>
4th	Christian	22	0	10	0	0	32	8
	Clay	3	1	2	4	0	10	2
	Clinton	17	0	22	0	0	39	9
	Effingham	13	0	10	0	0	23	10
	Fayette	6	1	0	0	2	9	1
	Jasper	2	0	3	0	0	5	1
	Marion	35	1	24	0	1	61	6
	Montgomery	2	2	0	0	0	4	9
	Shelby	10	2	4	0	0	16	4
<b>4th Circuit Total</b>		<b>110</b>	<b>7</b>	<b>75</b>	<b>4</b>	<b>3</b>	<b>199</b>	<b>50</b>
5th	Clark	0	0	1	1	0	2	2
	Coles	26	5	2	7	0	40	9
	Cumberland	1	5	0	0	1	7	1
	Edgar	7	0	0	0	0	7	1
	Vermilion	56	0	7	0	0	63	0
<b>5th Circuit Total</b>		<b>90</b>	<b>10</b>	<b>10</b>	<b>8</b>	<b>1</b>	<b>119</b>	<b>13</b>

# ACTIVE JUVENILE CASELOAD

Circuit	County	Probation	Supervision	CUS	Informal	Other	Total	Admin.
6th	Champaign	76	0	5	14	1	96	2
	DeWitt	8	4	0	0	0	12	3
	Douglas	1	9	1	6	0	17	7
	Macon	28	0	36	0	0	64	1
	Moultrie	5	2	0	0	0	7	0
	Piatt	4	1	0	2	0	7	0
<b>6th Circuit Total</b>		<b>122</b>	<b>16</b>	<b>42</b>	<b>22</b>	<b>1</b>	<b>203</b>	<b>13</b>
7th	Greene	4	3	0	0	0	7	1
	Jersey	12	1	3	0	0	16	2
	Macoupin	11	3	17	0	0	31	6
	Morgan^	0	0	0	0	0	0	
	Sangamon	79	52	10	0	0	141	4
	Scott	1	2	0	0	0	3	0
<b>7th Circuit Total</b>		<b>107</b>	<b>61</b>	<b>30</b>	<b>0</b>	<b>0</b>	<b>198</b>	<b>13</b>
8th	Adams	21	1	2	2	0	26	2
	Brown	0	0	0	0	0	0	2
	Calhoun	1	0	1	0	0	2	1
	Cass	8	0	6	0	1	15	0
	Mason	8	0	9	0	0	17	0
	Menard	0	0	0	0	0	0	0
	Pike	6	1	10	2	0	19	6
	Schuyler	0	2	0	0	0	2	0
	<b>8th Circuit Total</b>	<b>44</b>	<b>4</b>	<b>28</b>	<b>4</b>	<b>1</b>	<b>81</b>	<b>11</b>
9th	Fulton	8	0	22	1	0	31	1
	Hancock	4	0	8	1	0	13	0
	Henderson	6	0	0	0	0	6	1
	Knox	16	0	21	12	0	49	0
	McDonough	12	0	17	3	0	32	6
	Warren	7	0	7	0	0	14	0
<b>9th Circuit Total</b>		<b>53</b>	<b>0</b>	<b>75</b>	<b>17</b>	<b>0</b>	<b>145</b>	<b>8</b>
10th	Marshall	7	2	0	0	0	9	0
	Peoria	211	0	15	0	13	239	0
	Putnam	5	1	0	0	0	6	0
	Stark	3	0	0	0	0	3	0
	Tazewell	72	0	41	23	1	137	7
<b>10th Circuit Total</b>		<b>298</b>	<b>3</b>	<b>56</b>	<b>23</b>	<b>14</b>	<b>394</b>	<b>7</b>
11th	Ford	6	0	0	3	0	9	10
	Livingston	21	0	2	5	0	28	2
	Logan	8	1	8	0	0	17	3
	McLean	70	0	5	15	0	90	0
	Woodford	51	0	4	0	0	55	0
<b>11th Circuit Total</b>		<b>156</b>	<b>1</b>	<b>19</b>	<b>23</b>	<b>0</b>	<b>199</b>	<b>15</b>

^Department missing data or needing correction when sent for print.

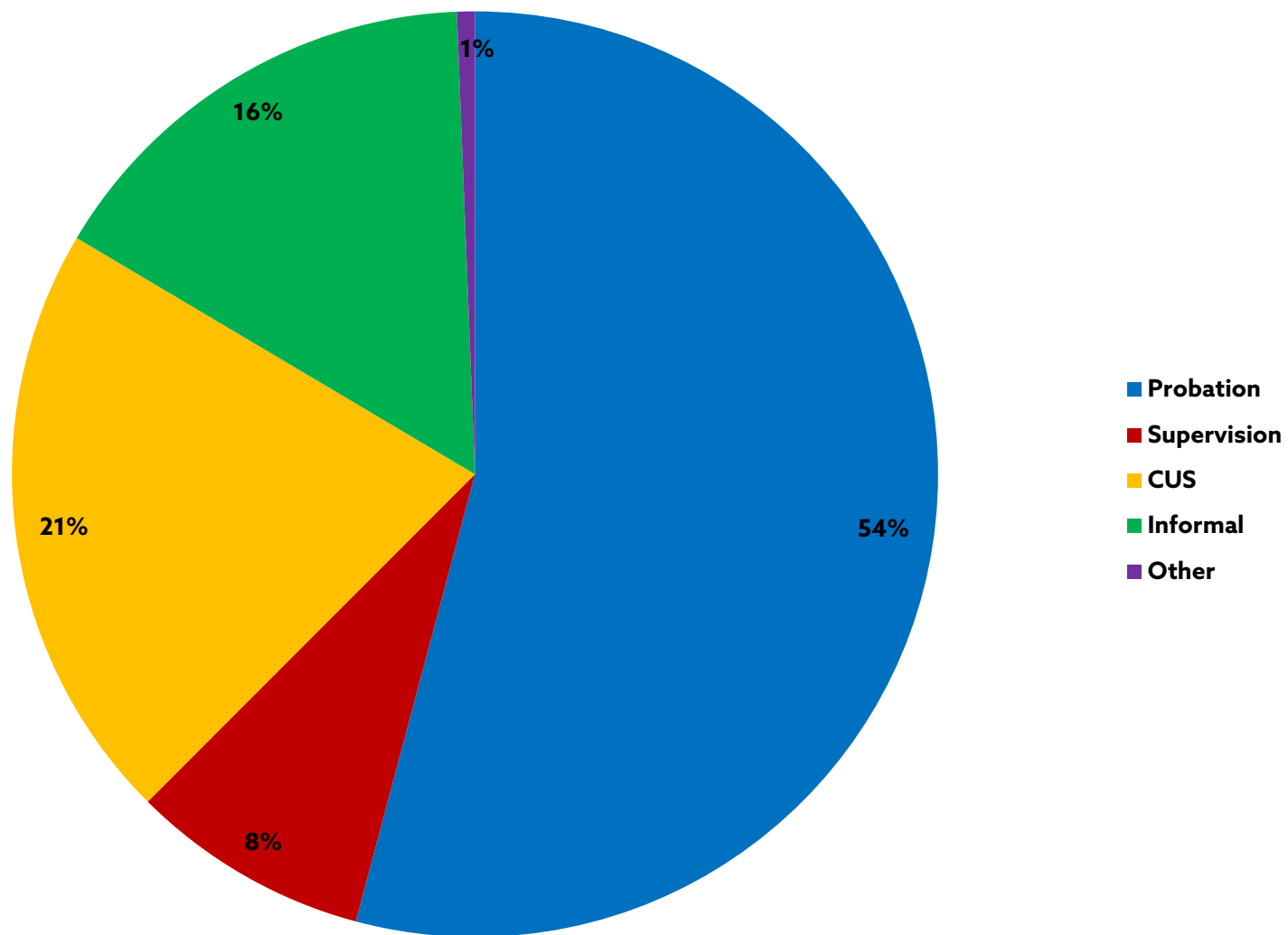
# ACTIVE JUVENILE CASELOAD

Circuit	County	Probation	Supervision	CUS	Informal	Other	Total	Admin.
<b>12th</b>	<b>Will</b>	<b>104</b>	<b>0</b>	<b>122</b>	<b>21</b>	<b>0</b>	<b>247</b>	<b>19</b>
13th	Bureau	28	1	6	2	0	37	2
	Grundy	7	9	0	1	1	18	2
	LaSalle	27	1	44	6	0	78	21
<b>13th Circuit Total</b>		<b>62</b>	<b>11</b>	<b>50</b>	<b>9</b>	<b>1</b>	<b>133</b>	<b>25</b>
14th	Henry	18	0	1	24	0	43	62
	Mercer	7	3	2	11	1	24	4
	Rock Island	38	0	32	63	0	133	64
	Whiteside	27	12	0	10	0	49	4
<b>14th Circuit Total</b>		<b>90</b>	<b>15</b>	<b>35</b>	<b>108</b>	<b>1</b>	<b>249</b>	<b>134</b>
15th	Carroll	3	0	0	3	0	6	2
	Jo Daviess	2	0	0	9	0	11	1
	Lee	16	0	2	1	0	19	2
	Ogle	12	13	0	1	0	26	2
	Stephenson	33	0	16	4	2	55	16
<b>15th Circuit Total</b>		<b>66</b>	<b>13</b>	<b>18</b>	<b>18</b>	<b>2</b>	<b>117</b>	<b>23</b>
<b>16th</b>	<b>Kane</b>	<b>160</b>	<b>0</b>	<b>59</b>	<b>19</b>	<b>0</b>	<b>238</b>	<b>2</b>
17th	Boone	45	0	17	4	0	66	2
	Winnebago	114	0	72	16	3	205	14
<b>17th Circuit Total</b>		<b>159</b>	<b>0</b>	<b>89</b>	<b>20</b>	<b>3</b>	<b>271</b>	<b>16</b>
<b>18th</b>	<b>DuPage</b>	<b>72</b>	<b>7</b>	<b>72</b>	<b>70</b>	<b>0</b>	<b>221</b>	<b>29</b>
<b>19th</b>	<b>Lake</b>	<b>98</b>	<b>0</b>	<b>57</b>	<b>24</b>	<b>0</b>	<b>179</b>	<b>1</b>
<b>20th</b>	<b>St. Clair</b>	<b>137</b>	<b>52</b>	<b>0</b>	<b>0</b>	<b>0</b>	<b>189</b>	<b>38</b>
21st	Iroquois	17	1	0	5	0	23	0
	Kankakee	35	0	13	7	0	55	0
<b>21st Circuit Total</b>		<b>52</b>	<b>1</b>	<b>13</b>	<b>12</b>	<b>0</b>	<b>78</b>	<b>0</b>
<b>22nd</b>	<b>McHenry</b>	<b>32</b>	<b>0</b>	<b>63</b>	<b>31</b>	<b>0</b>	<b>126</b>	<b>1</b>
23rd	DeKalb	10	0	27	0	1	38	9
	Kendall	28	2	8	6	0	44	74
<b>23rd Circuit Total</b>		<b>38</b>	<b>2</b>	<b>35</b>	<b>6</b>	<b>1</b>	<b>82</b>	<b>83</b>
24th	Monroe	1	0	3	0	0	4	1
	Perry	4	0	8	0	0	12	0
	Randolph	5	0	3	0	0	8	0
	Washington	2	0	0	0	0	2	8
<b>24th Circuit Total</b>		<b>12</b>	<b>0</b>	<b>14</b>	<b>0</b>	<b>0</b>	<b>26</b>	<b>9</b>
<b>Cook</b>	<b>Juvenile</b>	<b>486</b>	<b>215</b>	<b>0</b>	<b>304</b>	<b>0</b>	<b>1,005</b>	<b>61</b>
<b>Statewide Total</b>		<b>2,770</b>	<b>427</b>	<b>1,076</b>	<b>811</b>	<b>32</b>	<b>5,116</b>	<b>631</b>

^Department missing data or needing correction when sent for print.

## ACTIVE JUVENILE CASELOAD

**Statewide Active Juvenile Caseload**



# JUVENILE INVESTIGATIONS REPORT

## TOTALS FOR THE YEAR 2022

Circuit	County	Social History	Adoption	Contested Custody	Supp. Social History	Intake Screening	Other	Total
1st	Alexander	1	0	0	0	0	0	1
	Jackson	13	0	0	0	1	0	14
	Johnson	1	0	0	0	0	0	1
	Massac	0	0	0	0	0	0	0
	Pope	0	0	0	0	0	0	0
	Pulaski	0	0	0	0	0	0	0
	Saline	0	0	0	0	6	0	6
	Union	0	0	0	0	0	0	0
	Williamson	2	0	0	0	93	0	95
<b>1st Circuit Total</b>		<b>17</b>	<b>0</b>	<b>0</b>	<b>0</b>	<b>100</b>	<b>0</b>	<b>117</b>
2nd	Crawford	0	0	0	0	0	0	0
	Edwards	0	0	0	0	0	0	0
	Franklin	6	0	0	0	0	0	6
	Gallatin	0	0	0	0	0	0	0
	Hamilton	0	0	0	0	0	0	0
	Hardin	0	0	0	0	0	0	0
	Jefferson	2	0	0	0	0	0	2
	Lawrence	0	0	0	0	0	0	0
	Richland	0	0	0	0	0	0	0
	Wabash	3	0	0	0	0	0	3
	Wayne	2	0	0	0	0	0	2
	White	0	0	0	0	0	0	0
<b>2nd Circuit Total</b>		<b>13</b>	<b>0</b>	<b>0</b>	<b>0</b>	<b>0</b>	<b>0</b>	<b>13</b>
3rd	Bond	1	0	0	0	0	6	7
	Madison	11	0	0	1	107	285	404
<b>3rd Circuit Total</b>		<b>12</b>	<b>0</b>	<b>0</b>	<b>1</b>	<b>107</b>	<b>291</b>	<b>411</b>
4th	Christian	1	0	0	0	0	2	3
	Clay	1	0	0	0	0	0	1
	Clinton	2	0	0	0	0	3	5
	Effingham	0	0	0	0	0	0	0
	Fayette	1	0	0	0	0	0	1
	Jasper	0	0	0	0	0	0	0
	Marion	8	0	0	0	0	0	8
	Montgomery	0	0	0	0	0	0	0
	Shelby	2	0	0	0	0	0	2
<b>4th Circuit Total</b>		<b>15</b>	<b>0</b>	<b>0</b>	<b>0</b>	<b>0</b>	<b>5</b>	<b>20</b>
5th	Clark	0	0	0	0	0	0	0
	Coles	0	0	0	0	0	0	0
	Cumberland	0	0	0	0	0	0	0
	Edgar	4	0	0	0	0	0	4
	Vermilion	21	0	0	0	0	0	21
<b>5th Circuit Total</b>		<b>25</b>	<b>0</b>	<b>0</b>	<b>0</b>	<b>0</b>	<b>0</b>	<b>25</b>

# JUVENILE INVESTIGATIONS REPORT

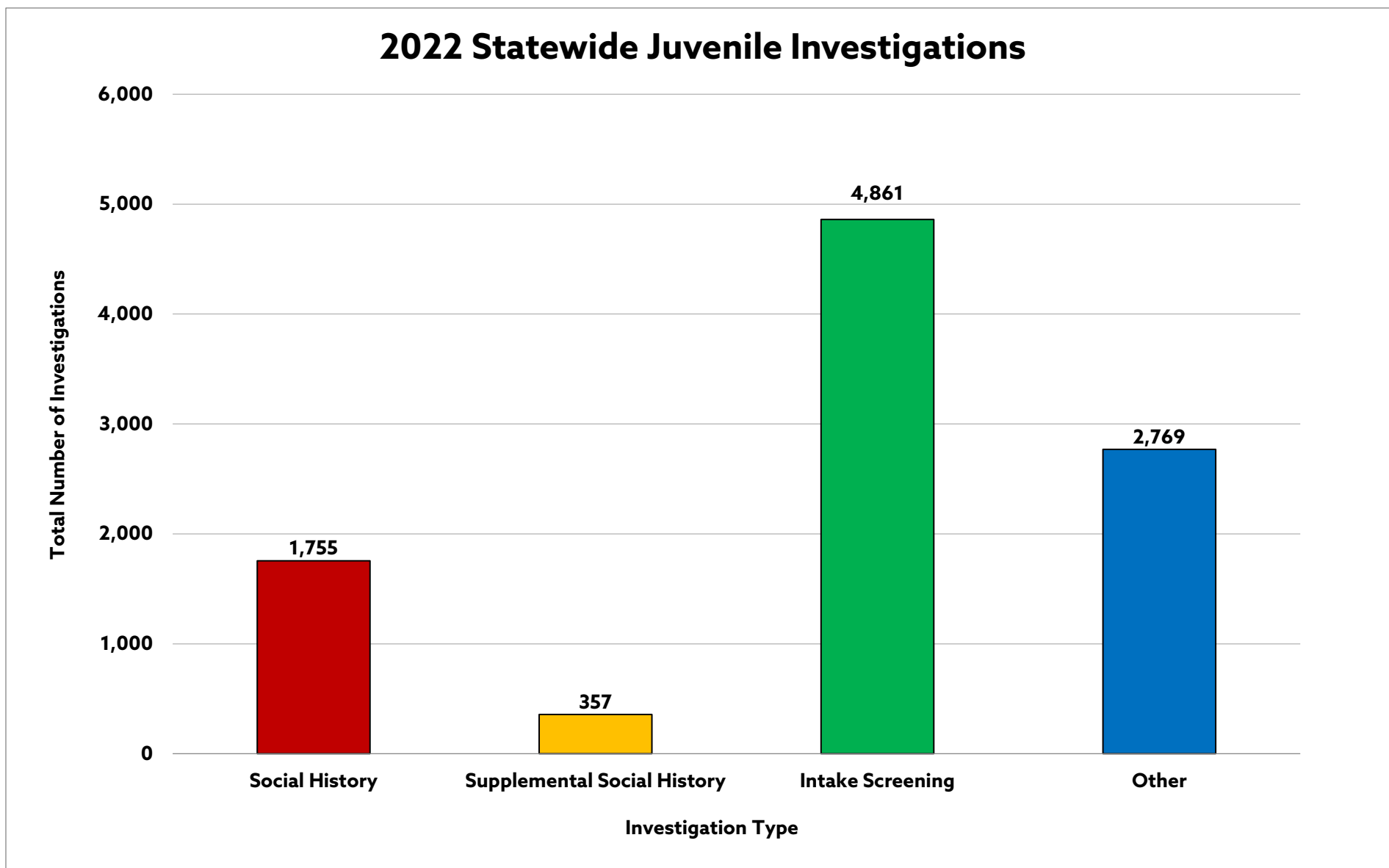
Circuit	County	Social History	Adoption	Contested Custody	Supp. Social History	Intake Screening	Other	Total
6th	Champaign	40	0	0	1	0	85	126
	DeWitt	4	0	0	0	0	0	4
	Douglas	0	0	0	0	0	0	0
	Macon	16	0	0	2	0	5	23
	Moultrie	1	0	0	0	0	0	1
	Piatt	0	0	0	0	0	0	0
	<b>6th Circuit Total</b>	<b>61</b>	<b>0</b>	<b>0</b>	<b>3</b>	<b>0</b>	<b>90</b>	<b>154</b>
7th	Greene	0	0	0	0	0	0	0
	Jersey	0	0	0	0	0	0	0
	Macoupin	2	0	0	0	0	0	2
	Morgan^	5	0	0	4	41	1	51
	Sangamon	24	0	0	0	337	538	899
	Scott	0	0	0	0	0	0	0
	<b>7th Circuit Total</b>	<b>31</b>	<b>0</b>	<b>0</b>	<b>4</b>	<b>378</b>	<b>539</b>	<b>952</b>
8th	Adams	22	0	0	3	4	0	29
	Brown	0	0	0	0	0	0	0
	Calhoun	0	0	0	0	0	0	0
	Cass	3	0	0	0	0	0	3
	Mason	1	0	0	0	0	2	3
	Menard	1	0	0	0	0	0	1
	Pike	1	0	0	0	0	0	1
	Schuyler	0	0	0	0	0	0	0
	<b>8th Circuit Total</b>	<b>28</b>	<b>0</b>	<b>0</b>	<b>3</b>	<b>4</b>	<b>2</b>	<b>37</b>
9th	Fulton	0	0	0	0	54	10	64
	Hancock	2	0	0	0	18	6	26
	Henderson	2	0	0	0	1	5	8
	Knox	1	0	0	1	24	39	65
	McDonough	5	0	0	0	71	24	100
	Warren	0	0	0	0	7	9	16
	<b>9th Circuit Total</b>	<b>10</b>	<b>0</b>	<b>0</b>	<b>1</b>	<b>175</b>	<b>93</b>	<b>279</b>
10th	Marshall	2	0	0	0	0	0	2
	Peoria	131	0	0	12	0	60	203
	Putnam	0	0	0	0	0	0	0
	Stark	4	0	0	0	0	0	4
	Tazewell	10	0	0	1	150	65	226
	<b>10th Circuit Total</b>	<b>147</b>	<b>0</b>	<b>0</b>	<b>13</b>	<b>150</b>	<b>125</b>	<b>435</b>
11th	Ford	4	0	0	0	0	0	4
	Livingston	1	0	0	0	113	0	114
	Logan	0	0	0	0	0	0	0
	McLean	39	0	0	45	1,813	44	1,941
	Woodford	55	2	0	0	0	0	57
	<b>11th Circuit Total</b>	<b>99</b>	<b>2</b>	<b>0</b>	<b>45</b>	<b>1,926</b>	<b>44</b>	<b>2,116</b>

^Department missing data or needing correction when sent for print.

# JUVENILE INVESTIGATIONS REPORT

Circuit	County	Social History	Adoption	Contested Custody	Supp. Social History	Intake Screening	Other	Total
<b>12th</b>	<b>Will</b>	<b>3</b>	<b>0</b>	<b>0</b>	<b>0</b>	<b>350</b>	<b>0</b>	<b>353</b>
13th	Bureau	1	0	0	0	41	0	42
	Grundy	1	0	0	0	60	0	61
	LaSalle	3	0	0	1	71	0	75
<b>13th Circuit Total</b>		<b>5</b>	<b>0</b>	<b>0</b>	<b>1</b>	<b>172</b>	<b>0</b>	<b>178</b>
14th	Henry	3	0	0	0	72	35	110
	Mercer	0	0	0	0	0	1	1
	Rock Island	81	0	0	9	155	286	531
	Whiteside	0	0	0	0	51	30	81
<b>14th Circuit Total</b>		<b>84</b>	<b>0</b>	<b>0</b>	<b>9</b>	<b>278</b>	<b>352</b>	<b>723</b>
15th	Carroll	0	0	0	0	0	0	0
	Jo Daviess	2	0	0	0	0	0	2
	Lee	6	3	3	4	25	45	86
	Ogle	0	0	0	0	11	8	19
	Stephenson	3	0	0	0	0	0	3
<b>15th Circuit Total</b>		<b>11</b>	<b>3</b>	<b>3</b>	<b>4</b>	<b>36</b>	<b>53</b>	<b>110</b>
<b>16th</b>	<b>Kane</b>	<b>208</b>	<b>0</b>	<b>0</b>	<b>208</b>	<b>87</b>	<b>255</b>	<b>758</b>
17th	Boone	2	0	0	0	54	0	56
	Winnebago	15	0	0	12	672	416	1,115
<b>17th Circuit Total</b>		<b>17</b>	<b>0</b>	<b>0</b>	<b>12</b>	<b>726</b>	<b>416</b>	<b>1,171</b>
<b>18th</b>	<b>DuPage</b>	<b>140</b>	<b>55</b>	<b>0</b>	<b>0</b>	<b>0</b>	<b>0</b>	<b>195</b>
<b>19th</b>	<b>Lake</b>	<b>136</b>	<b>0</b>	<b>0</b>	<b>16</b>	<b>72</b>	<b>181</b>	<b>405</b>
<b>20th</b>	<b>St. Clair</b>	<b>9</b>	<b>0</b>	<b>0</b>	<b>2</b>	<b>0</b>	<b>0</b>	<b>11</b>
21st	Iroquois	2	0	0	0	26	15	43
	Kankakee	8	0	0	0	106	130	244
<b>21st Circuit Total</b>		<b>10</b>	<b>0</b>	<b>0</b>	<b>0</b>	<b>132</b>	<b>145</b>	<b>287</b>
<b>22nd</b>	<b>McHenry</b>	<b>92</b>	<b>0</b>	<b>0</b>	<b>4</b>	<b>57</b>	<b>14</b>	<b>167</b>
23rd	DeKalb	0	0	0	0	0	38	38
	Kendall	70	0	0	10	38	120	238
<b>23rd Circuit Total</b>		<b>70</b>	<b>0</b>	<b>0</b>	<b>10</b>	<b>38</b>	<b>158</b>	<b>276</b>
24th	Monroe	0	0	0	0	0	0	0
	Perry	0	0	0	0	0	0	0
	Randolph	5	0	0	1	0	0	6
	Washington	1	0	0	0	0	6	7
<b>24th Circuit Total</b>		<b>6</b>	<b>0</b>	<b>0</b>	<b>1</b>	<b>0</b>	<b>6</b>	<b>13</b>
<b>Cook</b>	<b>Juvenile</b>	<b>506</b>	<b>0</b>	<b>0</b>	<b>20</b>	<b>73</b>	<b>0</b>	<b>599</b>
<b>Statewide Total</b>		<b>1,755</b>	<b>60</b>	<b>3</b>	<b>357</b>	<b>4,861</b>	<b>2,769</b>	<b>9,805</b>

# JUVENILE INVESTIGATIONS REPORT





# JUVENILE RISK CLASSIFICATION AS OF DECEMBER 31, 2022

Circuit	County	Maximum	Medium	Minimum	Unclassified	Total
1st	Alexander	0	0	2	1	3
	Jackson	0	0	3	24	27
	Johnson	0	0	3	5	8
	Massac	0	0	4	0	4
	Pope	0	2	0	1	3
	Pulaski	0	0	1	2	3
	Saline	0	1	8	3	12
	Union	0	0	5	3	8
	Williamson	1	6	9	14	30
<b>1st Circuit Total</b>		<b>1</b>	<b>9</b>	<b>35</b>	<b>53</b>	<b>98</b>
2nd	Crawford	6	7	5	0	18
	Edwards	0	1	1	1	3
	Franklin	2	1	26	3	32
	Gallatin	0	1	5	0	6
	Hamilton	0	0	0	1	1
	Hardin	0	0	0	0	0
	Jefferson	0	6	2	16	24
	Lawrence	1	1	2	0	4
	Richland	6	23	12	2	43
	Wabash	9	1	1	0	11
	Wayne	0	1	3	2	6
	White	0	11	1	0	12
<b>2nd Circuit Total</b>		<b>24</b>	<b>53</b>	<b>58</b>	<b>25</b>	<b>160</b>
3rd	Bond	0	0	4	5	9
	Madison	9	40	61	40	150
<b>3rd Circuit Total</b>		<b>9</b>	<b>40</b>	<b>65</b>	<b>45</b>	<b>159</b>
4th	Christian	0	15	17	0	32
	Clay	0	0	3	7	10
	Clinton	6	5	10	18	39
	Effingham	3	6	8	6	23
	Fayette	1	2	0	6	9
	Jasper	0	0	5	0	5
	Marion	2	5	9	45	61
	Montgomery	0	0	1	3	4
	Shelby	0	4	9	3	16
<b>4th Circuit Total</b>		<b>12</b>	<b>37</b>	<b>62</b>	<b>88</b>	<b>199</b>
5th	Clark	0	0	0	2	2
	Coles	0	9	12	19	40
	Cumberland	0	0	0	7	7
	Edgar	0	0	7	0	7
	Vermilion	16	12	34	1	63
<b>5th Circuit Total</b>		<b>16</b>	<b>21</b>	<b>53</b>	<b>29</b>	<b>119</b>

# JUVENILE RISK CLASSIFICATION

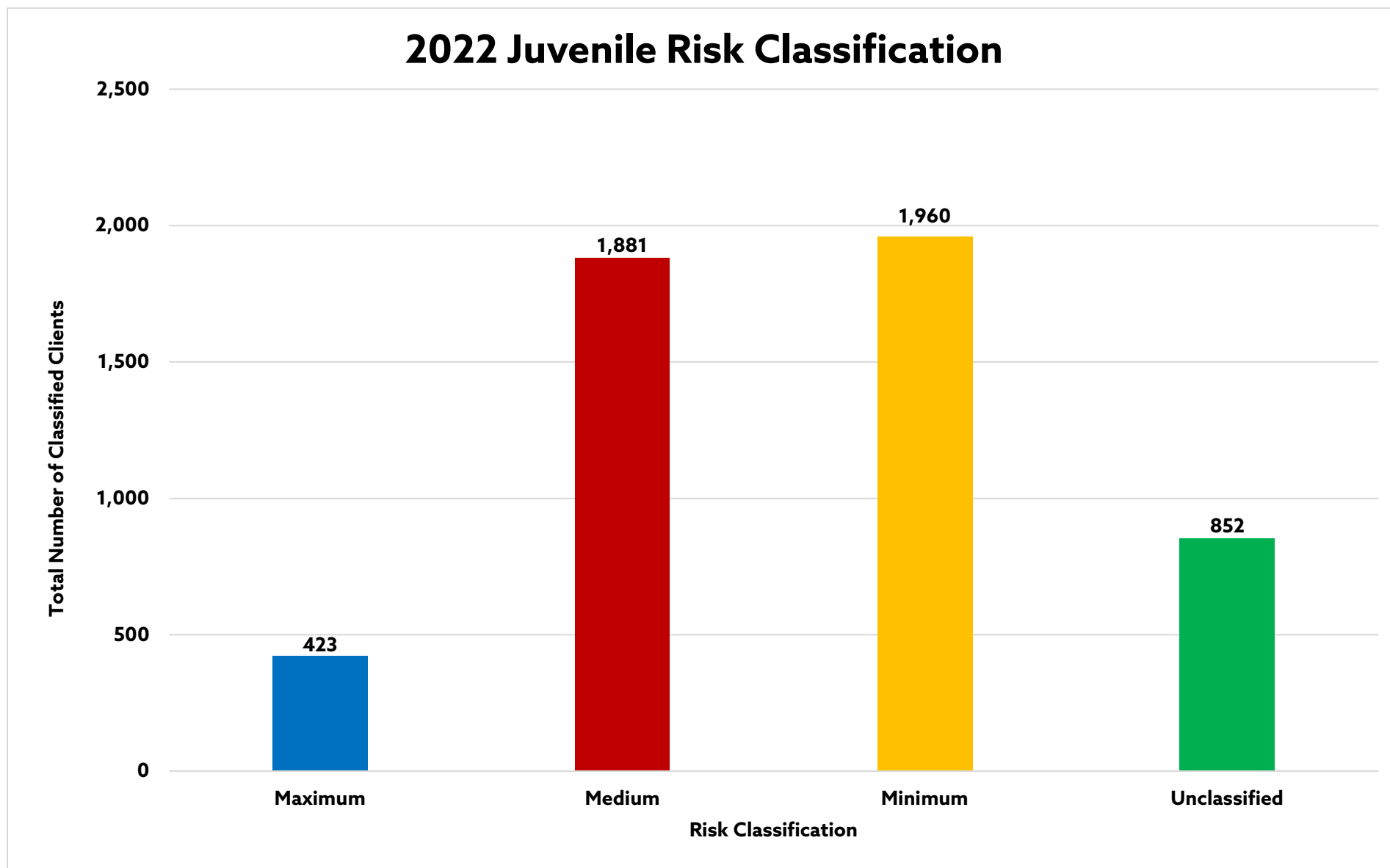
Circuit	County	Maximum	Medium	Minimum	Unclassified	Total
6th	Champaign	3	10	51	32	96
	DeWitt	1	3	3	5	12
	Douglas	0	2	9	6	17
	Macon	7	24	31	2	64
	Moultrie	0	0	2	5	7
	Piatt	1	2	2	2	7
<b>6th Circuit Total</b>		<b>12</b>	<b>41</b>	<b>98</b>	<b>52</b>	<b>203</b>
7th	Greene	0	2	2	3	7
	Jersey	0	1	7	8	16
	Macoupin	1	4	20	6	31
	Morgan^	0	0	0	0	0
	Sangamon	11	42	33	55	141
	Scott	0	1	2	0	3
<b>7th Circuit Total</b>		<b>12</b>	<b>50</b>	<b>64</b>	<b>72</b>	<b>198</b>
8th	Adams	1	7	15	3	26
	Brown	0	0	0	0	0
	Calhoun	0	0	0	2	2
	Cass	0	3	4	8	15
	Mason	0	0	12	5	17
	Menard	0	0	0	0	0
	Pike	0	1	0	18	19
	Schuyler	0	1	1	0	2
<b>8th Circuit Total</b>		<b>1</b>	<b>12</b>	<b>32</b>	<b>36</b>	<b>81</b>
9th	Fulton	2	4	18	7	31
	Hancock	0	1	7	5	13
	Henderson	0	1	5	0	6
	Knox	0	22	19	8	49
	McDonough	3	16	8	5	32
	Warren	0	1	12	1	14
<b>9th Circuit Total</b>		<b>5</b>	<b>45</b>	<b>69</b>	<b>26</b>	<b>145</b>
10th	Marshall	0	2	4	3	9
	Peoria	30	88	96	25	239
	Putnam	0	2	3	1	6
	Stark	0	0	3	0	3
	Tazewell	13	83	23	18	137
<b>10th Circuit Total</b>		<b>43</b>	<b>175</b>	<b>129</b>	<b>47</b>	<b>394</b>
11th	Ford	0	4	4	1	9
	Livingston	4	7	11	6	28
	Logan	0	1	13	3	17
	McLean	9	40	41	0	90
	Woodford	0	0	4	51	55
<b>11th Circuit Total</b>		<b>13</b>	<b>52</b>	<b>73</b>	<b>61</b>	<b>199</b>

^Department missing data or needing correction when sent for print.

# JUVENILE RISK CLASSIFICATION

Circuit	County	Maximum	Medium	Minimum	Unclassified	Total
<b>12th</b>	<b>Will</b>	<b>8</b>	<b>99</b>	<b>108</b>	<b>32</b>	<b>247</b>
13th	Bureau	3	15	17	2	37
	Grundy	0	3	10	5	18
	LaSalle	2	50	23	3	78
<b>13th Circuit Total</b>		<b>5</b>	<b>68</b>	<b>50</b>	<b>10</b>	<b>133</b>
14th	Henry	4	25	8	6	43
	Mercer	0	0	24	0	24
	Rock Island	22	76	3	32	133
	Whiteside	0	21	28	0	49
<b>14th Circuit Total</b>		<b>26</b>	<b>122</b>	<b>63</b>	<b>38</b>	<b>249</b>
15th	Carroll	0	1	1	4	6
	Jo Daviess	0	0	1	10	11
	Lee	1	11	5	2	19
	Ogle	1	3	17	5	26
	Stephenson	9	27	5	14	55
<b>15th Circuit Total</b>		<b>11</b>	<b>42</b>	<b>29</b>	<b>35</b>	<b>117</b>
<b>16th</b>	<b>Kane</b>	<b>26</b>	<b>87</b>	<b>114</b>	<b>11</b>	<b>238</b>
17th	Boone	2	31	32	1	66
	Winnebago	38	112	23	32	205
<b>17th Circuit Total</b>		<b>40</b>	<b>143</b>	<b>55</b>	<b>33</b>	<b>271</b>
<b>18th</b>	<b>DuPage</b>	<b>20</b>	<b>75</b>	<b>56</b>	<b>70</b>	<b>221</b>
<b>19th</b>	<b>Lake</b>	<b>19</b>	<b>116</b>	<b>39</b>	<b>5</b>	<b>179</b>
<b>20th</b>	<b>St. Clair</b>	<b>6</b>	<b>59</b>	<b>107</b>	<b>17</b>	<b>189</b>
21st	Iroquois	1	10	1	11	23
	Kankakee	3	36	15	1	55
<b>21st Circuit Total</b>		<b>4</b>	<b>46</b>	<b>16</b>	<b>12</b>	<b>78</b>
<b>22nd</b>	<b>McHenry</b>	<b>4</b>	<b>38</b>	<b>74</b>	<b>10</b>	<b>126</b>
23rd	DeKalb	7	6	12	13	38
	Kendall	3	28	4	9	44
<b>23rd Circuit Total</b>		<b>10</b>	<b>34</b>	<b>16</b>	<b>22</b>	<b>82</b>
24th	Monroe	0	0	0	4	4
	Perry	0	0	0	12	12
	Randolph	1	1	1	5	8
	Washington	0	0	0	2	2
<b>24th Circuit Total</b>		<b>1</b>	<b>1</b>	<b>1</b>	<b>23</b>	<b>26</b>
<b>Cook</b>	<b>Juvenile</b>	<b>95</b>	<b>416</b>	<b>494</b>	<b>0</b>	<b>1,005</b>
<b>Statewide Total</b>		<b>423</b>	<b>1,881</b>	<b>1,960</b>	<b>852</b>	<b>5,116</b>

## JUVENILE RISK CLASSIFICATION



# JUVENILE PETITIONS CONTINUED UNDER SUPERVISION/ ADJUDICATIONS TOTALS FOR THE YEAR 2022

Circuit	County	Continued Under Supervision		Adjudication		Total
		Delinquency	Truancy	Delinquency	Truancy	
1st	Alexander	0	0	5	0	5
	Jackson	19	0	6	0	25
	Johnson	1	0	0	0	1
	Massac	0	0	2	0	2
	Pope	0	0	1	0	1
	Pulaski	2	0	1	0	3
	Saline	0	0	16	0	16
	Union	1	0	6	0	7
	Williamson	5	0	8	0	13
<b>1st Circuit Total</b>		<b>28</b>	<b>0</b>	<b>45</b>	<b>0</b>	<b>73</b>
2nd	Crawford	0	0	0	0	0
	Edwards	0	0	0	0	0
	Franklin	0	0	0	0	0
	Gallatin	4	0	0	0	4
	Hamilton	0	0	4	0	4
	Hardin	0	0	0	0	0
	Jefferson	3	0	24	0	27
	Lawrence	0	1	4	3	8
	Richland	0	0	1	0	1
	Wabash	0	0	0	0	0
	Wayne	3	0	1	0	4
	White	0	0	0	0	0
<b>2nd Circuit Total</b>		<b>10</b>	<b>1</b>	<b>34</b>	<b>3</b>	<b>48</b>
3rd	Bond	0	0	4	0	4
	Madison	56	0	38	0	94
<b>3rd Circuit Total</b>		<b>56</b>	<b>0</b>	<b>42</b>	<b>0</b>	<b>98</b>
4th	Christian	0	0	17	0	17
	Clay	2	0	2	0	4
	Clinton	20	0	9	0	29
	Effingham	20	0	14	0	34
	Fayette	3	0	2	0	5
	Jasper	6	0	3	0	9
	Marion	35	0	9	0	44
	Montgomery	5	0	5	0	10
	Shelby	4	0	10	0	14
<b>4th Circuit Total</b>		<b>95</b>	<b>0</b>	<b>71</b>	<b>0</b>	<b>166</b>
5th	Clark	0	0	1	0	1
	Coles	6	0	32	0	38
	Cumberland	3	0	2	0	5
	Edgar	6	0	9	0	15
	Vermilion	0	0	53	0	53
<b>5th Circuit Total</b>		<b>15</b>	<b>0</b>	<b>97</b>	<b>0</b>	<b>112</b>

# JUVENILE PETITIONS CONTINUED UNDER SUPERVISION/ADJUDICATIONS

Circuit	County	Continued Under Supervision		Adjudication		Total
		Delinquency	Truancy	Delinquency	Truancy	
6th	Champaign	3	0	79	0	82
	DeWitt	0	0	11	0	11
	Douglas	17	0	0	0	17
	Macon	31	0	31	0	62
	Moultrie	0	0	3	0	3
	Piatt	0	0	1	0	1
<b>6th Circuit Total</b>		<b>51</b>	<b>0</b>	<b>125</b>	<b>0</b>	<b>176</b>
7th	Greene	0	0	3	0	3
	Jersey	1	0	18	0	19
	Macoupin	0	0	24	0	24
	Morgan^	1	0	4	0	5
	Sangamon	5	0	68	0	73
	Scott	0	0	0	0	0
<b>7th Circuit Total</b>		<b>7</b>	<b>0</b>	<b>117</b>	<b>0</b>	<b>124</b>
8th	Adams	1	0	16	0	17
	Brown	0	0	0	0	0
	Calhoun	1	0	0	0	1
	Cass	4	0	11	0	15
	Mason	0	0	14	0	14
	Menard	0	0	1	0	1
	Pike	10	0	9	0	19
	Schuyler	1	0	3	0	4
<b>8th Circuit Total</b>		<b>17</b>	<b>0</b>	<b>54</b>	<b>0</b>	<b>71</b>
9th	Fulton	23	0	13	0	36
	Hancock	7	0	5	0	12
	Henderson	0	0	9	0	9
	Knox	22	0	16	0	38
	McDonough	22	0	20	0	42
	Warren	10	0	10	0	20
<b>9th Circuit Total</b>		<b>84</b>	<b>0</b>	<b>73</b>	<b>0</b>	<b>157</b>
10th	Marshall	1	0	12	0	13
	Peoria	0	0	171	0	171
	Putnam	1	0	5	0	6
	Stark	0	0	11	0	11
	Tazewell	26	0	100	0	126
<b>10th Circuit Total</b>		<b>28</b>	<b>0</b>	<b>299</b>	<b>0</b>	<b>327</b>
11th	Ford	0	0	5	0	5
	Livingston	0	0	4	0	4
	Logan	8	0	6	0	14
	McLean	4	0	40	0	44
	Woodford	0	0	34	0	34
<b>11th Circuit Total</b>		<b>12</b>	<b>0</b>	<b>89</b>	<b>0</b>	<b>101</b>

^Department missing data or needing correction when sent to print.

# JUVENILE PETITIONS CONTINUED UNDER SUPERVISION/ADJUDICATIONS

Circuit	County	Continued Under Supervision		Adjudication		Total
		Delinquency	Truancy	Delinquency	Truancy	
<b>12th</b>	<b>Will</b>	<b>54</b>	<b>0</b>	<b>130</b>	<b>0</b>	<b>184</b>
13th	Bureau	6	0	27	0	33
	Grundy	10	0	18	0	28
	LaSalle	42	0	12	0	54
<b>13th Circuit Total</b>		<b>58</b>	<b>0</b>	<b>57</b>	<b>0</b>	<b>115</b>
14th	Henry	0	0	26	0	26
	Mercer	0	0	12	0	12
	Rock Island	40	1	59	0	100
	Whiteside	0	0	40	0	40
<b>14th Circuit Total</b>		<b>40</b>	<b>1</b>	<b>137</b>	<b>0</b>	<b>178</b>
15th	Carroll	0	0	2	0	2
	Jo Daviess	0	0	1	0	1
	Lee	2	0	13	0	15
	Ogle	1	0	31	0	32
	Stephenson	22	0	35	0	57
<b>15th Circuit Total</b>		<b>25</b>	<b>0</b>	<b>82</b>	<b>0</b>	<b>107</b>
<b>16th</b>	<b>Kane</b>	<b>37</b>	<b>0</b>	<b>72</b>	<b>0</b>	<b>109</b>
17th	Boone	13	0	68	0	81
	Winnebago	68	0	37	0	105
<b>17th Circuit Total</b>		<b>81</b>	<b>0</b>	<b>105</b>	<b>0</b>	<b>186</b>
<b>18th</b>	<b>DuPage</b>	<b>57</b>	<b>0</b>	<b>52</b>	<b>0</b>	<b>109</b>
<b>19th</b>	<b>Lake</b>	<b>0</b>	<b>0</b>	<b>156</b>	<b>0</b>	<b>156</b>
<b>20th</b>	<b>St. Clair</b>	<b>0</b>	<b>0</b>	<b>0</b>	<b>0</b>	<b>0</b>
21st	Iroquois	0	0	15	0	15
	Kankakee	13	0	34	0	47
<b>21st Circuit Total</b>		<b>13</b>	<b>0</b>	<b>49</b>	<b>0</b>	<b>62</b>
<b>22nd</b>	<b>McHenry</b>	<b>0</b>	<b>0</b>	<b>1</b>	<b>0</b>	<b>1</b>
23rd	DeKalb	24	0	7	0	31
	Kendall	27	2	85	5	119
<b>23rd Circuit Total</b>		<b>51</b>	<b>2</b>	<b>92</b>	<b>5</b>	<b>150</b>
24th	Monroe	1	0	0	0	1
	Perry	1	0	0	0	1
	Randolph	2	0	7	0	9
	Washington	2	0	7	0	9
<b>24th Circuit Total</b>		<b>6</b>	<b>0</b>	<b>14</b>	<b>0</b>	<b>20</b>
<b>Cook</b>	<b>Juvenile</b>	<b>12,282</b>	<b>0</b>	<b>785</b>	<b>0</b>	<b>13,067</b>
<b>Statewide Total</b>		<b>13,107</b>	<b>4</b>	<b>2,778</b>	<b>8</b>	<b>15,897</b>

# JUVENILE PROGRAMS ORDERED TOTALS FOR THE YEAR 2022

Circuit	County	Alcohol	Drug	Alcohol & Drug	Youth Services	Mental Health	Alt. Ed.	TASC	UDIS	JTPA	Other	Total
1st	Alexander	0	0	0	0	0	0	0	0	0	0	0
	Jackson	0	0	0	2	0	1	0	0	0	77	80
	Johnson	0	0	0	1	0	0	0	0	0	2	3
	Massac	0	0	0	0	1	0	0	0	0	3	4
	Pope	0	0	0	0	0	0	0	0	0	0	0
	Pulaski	0	0	0	0	0	0	0	0	0	0	0
	Saline	0	0	0	0	0	0	0	0	0	0	0
	Union	0	0	0	0	0	0	0	0	0	26	26
	Williamson	0	0	0	5	2	0	0	0	0	43	50
<b>1st Circuit Total</b>		<b>0</b>	<b>0</b>	<b>0</b>	<b>8</b>	<b>3</b>	<b>1</b>	<b>0</b>	<b>0</b>	<b>0</b>	<b>151</b>	<b>163</b>
2nd	Crawford	0	0	0	0	1	0	0	0	0	0	1
	Edwards	0	0	0	0	0	0	0	0	0	1	1
	Franklin	0	0	9	0	2	0	0	0	0	3	14
	Gallatin	0	0	0	0	0	0	0	0	0	0	0
	Hamilton	0	0	2	0	2	1	0	0	0	0	5
	Hardin	0	0	0	0	0	0	0	0	0	0	0
	Jefferson	0	0	0	0	0	0	0	0	0	0	0
	Lawrence	0	0	1	0	3	0	0	0	0	0	4
	Richland	0	0	3	0	0	1	0	0	0	0	4
	Wabash	0	0	0	0	2	0	0	0	0	0	2
	Wayne	0	3	1	0	0	0	0	0	0	0	4
	White	0	0	0	0	0	0	0	0	0	0	0
<b>2nd Circuit Total</b>		<b>0</b>	<b>3</b>	<b>16</b>	<b>0</b>	<b>10</b>	<b>2</b>	<b>0</b>	<b>0</b>	<b>0</b>	<b>4</b>	<b>35</b>
3rd	Bond	0	0	0	0	0	0	0	0	0	0	0
	Madison	0	10	1	0	7	0	0	0	0	84	102
<b>3rd Circuit Total</b>		<b>0</b>	<b>10</b>	<b>1</b>	<b>0</b>	<b>7</b>	<b>0</b>	<b>0</b>	<b>0</b>	<b>0</b>	<b>84</b>	<b>102</b>
4th	Christian	0	0	0	0	1	0	0	0	0	28	29
	Clay	0	0	0	0	0	0	1	0	0	8	9
	Clinton	0	0	0	0	3	0	0	0	0	41	44
	Effingham	0	1	0	0	2	0	0	0	0	42	45
	Fayette	0	3	1	0	4	0	0	0	0	10	18
	Jasper	0	0	0	0	0	0	0	0	0	0	0
	Marion	0	0	33	7	40	29	0	0	0	84	193
	Montgomery	0	0	0	0	1	0	0	0	0	43	44
	Shelby	0	1	0	0	0	0	0	0	0	0	1
<b>4th Circuit Total</b>		<b>0</b>	<b>5</b>	<b>34</b>	<b>7</b>	<b>51</b>	<b>29</b>	<b>1</b>	<b>0</b>	<b>0</b>	<b>256</b>	<b>383</b>
5th	Clark	0	0	0	0	1	0	0	0	0	0	1
	Coles	0	0	6	0	23	0	0	0	0	17	46
	Cumberland	0	0	0	0	0	0	0	0	0	0	0
	Edgar	0	1	0	0	1	0	0	0	0	0	2
	Vermilion	0	1	2	0	3	0	0	0	0	168	174
<b>5th Circuit Total</b>		<b>0</b>	<b>2</b>	<b>8</b>	<b>0</b>	<b>28</b>	<b>0</b>	<b>0</b>	<b>0</b>	<b>0</b>	<b>185</b>	<b>223</b>



# JUVENILE PROGRAMS ORDERED

Circuit	County	Alcohol	Drug	Alcohol & Drug	Youth Services	Mental Health	Alt. Ed.	TASC	UDIS	JTPA	Other	Total
6th	Champaign	0	0	1	0	2	0	0	0	0	2	5
	DeWitt	0	0	0	0	3	0	0	0	0	7	10
	Douglas	0	0	0	0	4	0	0	0	0	1	5
	Macon	0	0	0	2	14	0	0	0	0	121	137
	Moultrie	0	0	0	0	0	0	0	0	0	0	0
	Piatt	0	0	1	0	2	0	0	0	0	0	3
<b>6th Circuit Total</b>		<b>0</b>	<b>0</b>	<b>2</b>	<b>2</b>	<b>25</b>	<b>0</b>	<b>0</b>	<b>0</b>	<b>0</b>	<b>131</b>	<b>160</b>
7th	Greene	0	0	0	0	0	0	0	0	0	0	0
	Jersey	0	0	0	0	1	0	0	0	0	1	2
	Macoupin	6	0	2	0	3	0	0	0	0	4	15
	Morgan^	0	0	0	1	4	0	0	0	0	0	5
	Sangamon	0	0	3	0	6	0	0	0	0	18	27
	Scott	0	0	0	0	0	0	0	0	0	0	0
<b>7th Circuit Total</b>		<b>6</b>	<b>0</b>	<b>5</b>	<b>1</b>	<b>14</b>	<b>0</b>	<b>0</b>	<b>0</b>	<b>0</b>	<b>23</b>	<b>49</b>
8th	Adams	0	0	32	2	36	0	0	0	0	35	105
	Brown	0	0	0	0	0	0	0	0	0	0	0
	Calhoun	0	0	0	0	0	0	0	0	0	0	0
	Cass	0	0	1	0	3	0	0	0	0	10	14
	Mason	0	0	0	0	0	0	0	0	0	0	0
	Menard	0	0	0	0	1	0	0	0	0	0	1
	Pike	0	1	3	0	4	0	0	0	0	1	9
	Schuyler	0	0	0	0	0	0	0	0	0	0	0
<b>8th Circuit Total</b>		<b>0</b>	<b>1</b>	<b>36</b>	<b>2</b>	<b>44</b>	<b>0</b>	<b>0</b>	<b>0</b>	<b>0</b>	<b>46</b>	<b>129</b>
9th	Fulton	0	0	8	0	20	0	0	0	0	12	40
	Hancock	0	0	4	0	9	0	0	0	0	20	33
	Henderson	0	0	4	0	6	0	0	0	0	19	29
	Knox	0	0	5	0	12	0	0	0	0	18	35
	McDonough	0	0	5	0	21	0	0	0	0	41	67
	Warren	0	0	3	0	5	0	0	0	0	20	28
<b>9th Circuit Total</b>		<b>0</b>	<b>0</b>	<b>29</b>	<b>0</b>	<b>73</b>	<b>0</b>	<b>0</b>	<b>0</b>	<b>0</b>	<b>130</b>	<b>232</b>
10th	Marshall	0	0	0	0	3	0	0	0	0	1	4
	Peoria	0	0	25	83	19	0	0	0	5	0	132
	Putnam	0	0	0	0	1	0	0	0	0	0	1
	Stark	0	0	0	0	0	0	3	0	0	0	3
	Tazewell	0	0	0	0	10	0	0	0	0	36	46
<b>10th Circuit Total</b>		<b>0</b>	<b>0</b>	<b>25</b>	<b>83</b>	<b>33</b>	<b>0</b>	<b>3</b>	<b>0</b>	<b>5</b>	<b>37</b>	<b>186</b>
11th	Ford	0	0	0	0	4	0	0	0	0	3	7
	Livingston	1	0	2	0	2	0	0	0	0	4	9
	Logan	0	0	0	0	6	0	0	0	0	7	13
	McLean	0	0	9	2	4	8	0	0	0	6	29
	Woodford	0	0	43	0	26	0	0	0	0	0	69
<b>11th Circuit Total</b>		<b>1</b>	<b>0</b>	<b>54</b>	<b>2</b>	<b>42</b>	<b>8</b>	<b>0</b>	<b>0</b>	<b>0</b>	<b>20</b>	<b>127</b>

^Department missing data or needing correction when sent to print.

# JUVENILE PROGRAMS ORDERED

Circuit	County	Alcohol	Drug	Alcohol & Drug	Youth Services	Mental Health	Alt. Ed.	TASC	UDIS	JTPA	Other	Total
<b>12th</b>	<b>Will</b>	<b>2</b>	<b>42</b>	<b>10</b>	<b>0</b>	<b>50</b>	<b>0</b>	<b>0</b>	<b>0</b>	<b>0</b>	<b>236</b>	<b>340</b>
13th	Bureau	0	0	0	0	0	1	0	0	0	77	78
	Grundy	0	0	2	0	2	1	0	0	0	93	98
	LaSalle	0	1	0	3	15	0	0	0	0	25	44
<b>13th Circuit Total</b>		<b>0</b>	<b>1</b>	<b>2</b>	<b>3</b>	<b>17</b>	<b>2</b>	<b>0</b>	<b>0</b>	<b>0</b>	<b>195</b>	<b>220</b>
14th	Henry	0	0	1	0	12	0	0	0	0	77	90
	Mercer	0	0	4	0	13	0	0	0	0	24	41
	Rock Island	0	2	16	34	74	0	0	0	0	186	312
	Whiteside	0	0	0	0	32	0	0	0	0	22	54
<b>14th Circuit Total</b>		<b>0</b>	<b>2</b>	<b>21</b>	<b>34</b>	<b>131</b>	<b>0</b>	<b>0</b>	<b>0</b>	<b>0</b>	<b>309</b>	<b>497</b>
15th	Carroll	0	0	0	0	1	0	0	0	0	17	18
	Jo Daviess	0	0	1	0	3	0	0	0	0	3	7
	Lee	0	1	7	0	4	0	0	0	0	6	18
	Ogle	0	0	0	0	1	1	0	0	0	53	55
	Stephenson	0	0	0	0	5	0	0	0	0	88	93
<b>15th Circuit Total</b>		<b>0</b>	<b>1</b>	<b>8</b>	<b>0</b>	<b>14</b>	<b>1</b>	<b>0</b>	<b>0</b>	<b>0</b>	<b>167</b>	<b>191</b>
<b>16th</b>	<b>Kane</b>	<b>0</b>	<b>2</b>	<b>20</b>	<b>0</b>	<b>21</b>	<b>0</b>	<b>0</b>	<b>0</b>	<b>0</b>	<b>25</b>	<b>68</b>
17th	Boone	0	0	54	0	25	0	0	0	0	0	79
	Winnebago	0	0	74	19	91	39	2	0	0	49	274
<b>17th Circuit Total</b>		<b>0</b>	<b>0</b>	<b>128</b>	<b>19</b>	<b>116</b>	<b>39</b>	<b>2</b>	<b>0</b>	<b>0</b>	<b>49</b>	<b>353</b>
<b>18th</b>	<b>DuPage</b>	<b>0</b>	<b>0</b>	<b>0</b>	<b>0</b>	<b>0</b>	<b>0</b>	<b>0</b>	<b>0</b>	<b>0</b>	<b>0</b>	<b>0</b>
<b>19th</b>	<b>Lake</b>	<b>0</b>	<b>0</b>	<b>63</b>	<b>0</b>	<b>161</b>	<b>0</b>	<b>0</b>	<b>0</b>	<b>0</b>	<b>315</b>	<b>539</b>
<b>20th</b>	<b>St. Clair</b>	<b>0</b>	<b>0</b>	<b>60</b>	<b>0</b>	<b>89</b>	<b>0</b>	<b>0</b>	<b>0</b>	<b>0</b>	<b>0</b>	<b>149</b>
21st	Iroquois	0	0	0	0	4	1	0	0	0	0	5
	Kankakee	0	0	0	0	0	0	0	0	0	0	0
<b>21st Circuit Total</b>		<b>0</b>	<b>0</b>	<b>0</b>	<b>0</b>	<b>4</b>	<b>1</b>	<b>0</b>	<b>0</b>	<b>0</b>	<b>0</b>	<b>5</b>
<b>22nd</b>	<b>McHenry</b>	<b>2</b>	<b>8</b>	<b>8</b>	<b>0</b>	<b>6</b>	<b>1</b>	<b>0</b>	<b>0</b>	<b>0</b>	<b>0</b>	<b>25</b>
23rd	DeKalb	0	0	2	0	10	0	0	0	0	58	70
	Kendall	1	2	48	0	71	1	0	0	0	339	462
<b>23rd Circuit Total</b>		<b>1</b>	<b>2</b>	<b>50</b>	<b>0</b>	<b>81</b>	<b>1</b>	<b>0</b>	<b>0</b>	<b>0</b>	<b>397</b>	<b>532</b>
24th	Monroe	0	0	0	0	1	0	0	0	0	0	1
	Perry	0	0	0	0	2	0	0	0	0	0	2
	Randolph	0	0	0	1	5	0	0	0	0	16	22
	Washington	0	0	0	0	3	0	0	0	0	5	8
<b>24th Circuit Total</b>		<b>0</b>	<b>0</b>	<b>0</b>	<b>1</b>	<b>11</b>	<b>0</b>	<b>0</b>	<b>0</b>	<b>0</b>	<b>21</b>	<b>33</b>
<b>Cook</b>	<b>Juvenile</b>	<b>0</b>	<b>0</b>	<b>0</b>	<b>0</b>	<b>0</b>	<b>0</b>	<b>0</b>	<b>0</b>	<b>0</b>	<b>0</b>	<b>0</b>
<b>Statewide Total</b>		<b>12</b>	<b>79</b>	<b>580</b>	<b>162</b>	<b>1,031</b>	<b>85</b>	<b>6</b>	<b>0</b>	<b>5</b>	<b>2,781</b>	<b>4,741</b>

# JUVENILE PLACEMENTS TOTALS FOR THE YEAR 2022

Circuit	County	Placed in Foster Home		Placed in Group Home		Placed in Treatment		Placed with Relative		Total
		In State	Out of State	In State	Out of State	In State	Out of State	In State	Out of State	
1st	Alexander	0	0	0	0	0	0	0	0	0
	Jackson	0	0	0	0	0	0	0	0	0
	Johnson	0	0	0	0	0	0	0	0	0
	Massac	0	0	0	0	0	0	0	0	0
	Pope	0	0	0	0	0	0	0	0	0
	Pulaski	0	0	0	0	0	0	0	0	0
	Saline	0	0	0	0	0	0	0	0	0
	Union	0	0	0	0	0	0	0	0	0
	Williamson	0	0	0	0	0	0	0	0	0
<b>1st Circuit Total</b>		<b>0</b>	<b>0</b>	<b>0</b>	<b>0</b>	<b>0</b>	<b>0</b>	<b>0</b>	<b>0</b>	<b>0</b>
2nd	Crawford	0	0	0	0	0	0	0	0	0
	Edwards	0	0	0	0	0	0	0	0	0
	Franklin	0	0	0	0	0	0	0	0	0
	Gallatin	0	0	0	0	0	0	0	0	0
	Hamilton	0	0	0	0	1	0	0	0	1
	Hardin	0	0	0	0	0	0	0	0	0
	Jefferson	0	0	0	0	0	0	0	0	0
	Lawrence	0	0	0	0	0	2	0	0	2
	Richland	0	0	0	0	0	0	0	0	0
	Wabash	0	0	0	0	0	0	0	0	0
	Wayne	0	0	0	0	0	0	0	0	0
	White	0	0	0	0	0	0	0	0	0
<b>2nd Circuit Total</b>		<b>0</b>	<b>0</b>	<b>0</b>	<b>0</b>	<b>1</b>	<b>2</b>	<b>0</b>	<b>0</b>	<b>3</b>
3rd	Bond	0	0	0	0	0	0	0	0	0
	Madison	2	0	2	0	0	1	0	0	5
<b>3rd Circuit Total</b>		<b>2</b>	<b>0</b>	<b>2</b>	<b>0</b>	<b>0</b>	<b>1</b>	<b>0</b>	<b>0</b>	<b>5</b>
4th	Christian	0	0	1	0	0	0	0	0	1
	Clay	0	0	0	0	0	0	0	0	0
	Clinton	0	0	0	0	1	0	0	0	1
	Effingham	0	0	0	0	0	0	0	0	0
	Fayette	0	0	0	0	0	0	2	0	2
	Jasper	0	0	0	0	0	0	0	0	0
	Marion	0	0	0	0	0	0	0	0	0
	Montgomery	0	0	0	0	0	0	0	0	0
	Shelby	0	0	0	0	0	0	0	0	0
<b>4th Circuit Total</b>		<b>0</b>	<b>0</b>	<b>1</b>	<b>0</b>	<b>1</b>	<b>0</b>	<b>2</b>	<b>0</b>	<b>4</b>
5th	Clark	0	0	0	0	0	0	0	0	0
	Coles	0	0	0	0	0	0	0	0	0
	Cumberland	0	0	0	0	0	0	0	0	0
	Edgar	0	0	0	0	0	0	0	0	0
	Vermilion	2	0	0	0	0	0	0	0	2
<b>5th Circuit Total</b>		<b>2</b>	<b>0</b>	<b>0</b>	<b>0</b>	<b>0</b>	<b>0</b>	<b>0</b>	<b>0</b>	<b>2</b>

# JUVENILE PLACEMENTS

Circuit	County	Placed in Foster Home		Placed in Group Home		Placed in Treatment		Placed with Relative		Total
		In State	Out of State	In State	Out of State	In State	Out of State	In State	Out of State	
6th	Champaign	0	0	0	0	0	0	0	0	0
	DeWitt	0	0	0	0	0	0	0	0	0
	Douglas	0	0	0	0	0	0	0	0	0
	Macon	0	0	0	0	0	0	0	0	0
	Moultrie	0	0	0	0	0	0	0	0	0
	Piatt	0	0	0	0	0	0	0	0	0
	<b>6th Circuit Total</b>	<b>0</b>	<b>0</b>	<b>0</b>	<b>0</b>	<b>0</b>	<b>0</b>	<b>0</b>	<b>0</b>	<b>0</b>
7th	Greene	0	0	0	0	0	0	0	0	0
	Jersey	0	0	0	0	0	0	0	0	0
	Macoupin	0	0	0	0	0	0	0	0	0
	Morgan^	0	0	0	0	0	0	0	0	0
	Sangamon	2	0	0	0	0	0	0	0	2
	Scott	0	0	0	0	0	0	0	0	0
	<b>7th Circuit Total</b>	<b>2</b>	<b>0</b>	<b>0</b>	<b>0</b>	<b>0</b>	<b>0</b>	<b>0</b>	<b>0</b>	<b>2</b>
8th	Adams	0	0	0	0	0	0	0	0	0
	Brown	0	0	0	0	0	0	0	0	0
	Calhoun	0	0	0	0	0	0	0	0	0
	Cass	0	0	0	0	0	0	0	0	0
	Mason	2	0	0	0	0	0	0	0	2
	Menard	0	0	0	0	0	0	0	0	0
	Pike	0	0	0	0	0	0	0	0	0
	Schuyler	0	0	0	0	0	0	0	0	0
	<b>8th Circuit Total</b>	<b>2</b>	<b>0</b>	<b>0</b>	<b>0</b>	<b>0</b>	<b>0</b>	<b>0</b>	<b>0</b>	<b>2</b>
9th	Fulton	0	0	0	0	0	0	0	0	0
	Hancock	0	0	0	0	0	0	0	0	0
	Henderson	0	0	0	0	0	0	0	0	0
	Knox	0	0	0	0	0	0	0	0	0
	McDonough	1	0	0	0	1	0	0	0	2
	Warren	1	0	0	0	0	0	1	0	2
	<b>9th Circuit Total</b>	<b>2</b>	<b>0</b>	<b>0</b>	<b>0</b>	<b>1</b>	<b>0</b>	<b>1</b>	<b>0</b>	<b>4</b>
10th	Marshall	0	0	0	0	0	0	0	0	0
	Peoria	0	0	0	0	0	0	0	0	0
	Putnam	0	0	0	0	0	0	0	0	0
	Stark	0	0	0	0	0	0	0	0	0
	Tazewell	1	0	0	1	2	0	0	0	4
	<b>10th Circuit Total</b>	<b>1</b>	<b>0</b>	<b>0</b>	<b>1</b>	<b>2</b>	<b>0</b>	<b>0</b>	<b>0</b>	<b>4</b>
11th	Ford	0	0	0	0	0	0	0	0	0
	Livingston	0	0	1	0	0	0	0	0	1
	Logan	0	0	0	0	0	0	0	0	0
	McLean	1	0	0	0	3	0	0	0	4
	Woodford	0	0	0	4	0	3	0	0	7
	<b>11th Circuit Total</b>	<b>1</b>	<b>0</b>	<b>1</b>	<b>4</b>	<b>3</b>	<b>3</b>	<b>0</b>	<b>0</b>	<b>12</b>

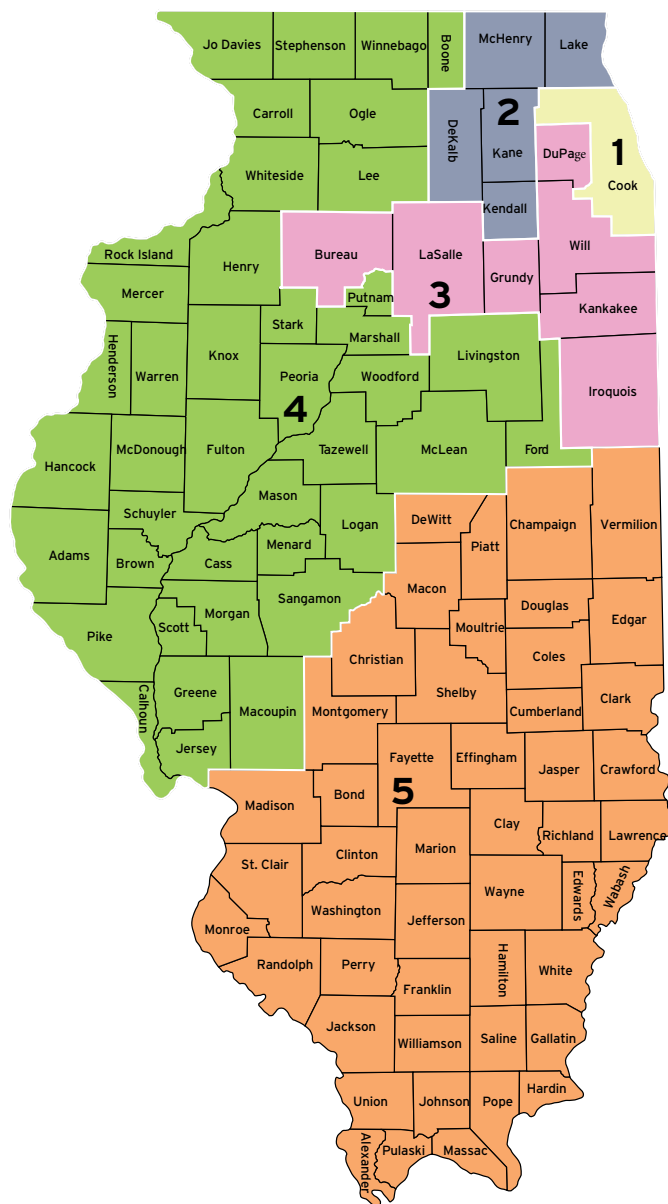
^Department missing data or needing correction when sent to print.

# JUVENILE PLACEMENTS

Circuit	County	Placed in Foster Home		Placed in Group Home		Placed in Treatment		Placed with Relative		Total
		In State	Out of State	In State	Out of State	In State	Out of State	In State	Out of State	
<b>12th</b>	<b>Will</b>	<b>4</b>	<b>0</b>	<b>3</b>	<b>0</b>	<b>1</b>	<b>0</b>	<b>11</b>	<b>0</b>	<b>19</b>
13th	Bureau	0	0	0	0	0	0	0	0	0
	Grundy	0	0	0	0	0	0	1	0	1
	LaSalle	0	0	0	0	0	0	0	0	0
<b>13th Circuit Total</b>		<b>0</b>	<b>0</b>	<b>0</b>	<b>0</b>	<b>0</b>	<b>0</b>	<b>1</b>	<b>0</b>	<b>1</b>
14th	Henry	0	0	0	0	0	0	0	0	0
	Mercer	0	0	0	0	0	0	0	0	0
	Rock Island	1	0	0	0	9	2	1	0	13
	Whiteside	0	0	0	0	0	0	0	0	0
<b>14th Circuit Total</b>		<b>1</b>	<b>0</b>	<b>0</b>	<b>0</b>	<b>9</b>	<b>2</b>	<b>1</b>	<b>0</b>	<b>13</b>
15th	Carroll	0	0	0	0	0	0	0	0	0
	Jo Daviess	0	0	0	0	1	0	0	0	1
	Lee	0	0	0	0	0	0	0	0	0
	Ogle	0	0	0	1	0	0	0	0	1
	Stephenson	0	0	0	0	0	0	0	0	0
<b>15th Circuit Total</b>		<b>0</b>	<b>0</b>	<b>0</b>	<b>1</b>	<b>1</b>	<b>0</b>	<b>0</b>	<b>0</b>	<b>2</b>
<b>16th</b>	<b>Kane</b>	<b>0</b>	<b>0</b>	<b>0</b>	<b>0</b>	<b>0</b>	<b>0</b>	<b>0</b>	<b>0</b>	<b>0</b>
17th	Boone	0	0	0	0	8	0	0	0	8
	Winnebago	1	0	4	0	12	2	2	0	21
<b>17th Circuit Total</b>		<b>1</b>	<b>0</b>	<b>4</b>	<b>0</b>	<b>20</b>	<b>2</b>	<b>2</b>	<b>0</b>	<b>29</b>
<b>18th</b>	<b>DuPage</b>	<b>0</b>	<b>0</b>	<b>0</b>	<b>0</b>	<b>0</b>	<b>1</b>	<b>0</b>	<b>0</b>	<b>1</b>
<b>19th</b>	<b>Lake</b>	<b>0</b>	<b>0</b>	<b>4</b>	<b>0</b>	<b>21</b>	<b>1</b>	<b>1</b>	<b>0</b>	<b>27</b>
<b>20th</b>	<b>St. Clair</b>	<b>0</b>	<b>0</b>	<b>0</b>	<b>0</b>	<b>0</b>	<b>0</b>	<b>0</b>	<b>0</b>	<b>0</b>
21st	Iroquois	0	0	1	0	1	0	0	0	2
	Kankakee	0	0	1	0	0	0	1	0	2
<b>21st Circuit Total</b>		<b>0</b>	<b>0</b>	<b>2</b>	<b>0</b>	<b>1</b>	<b>0</b>	<b>1</b>	<b>0</b>	<b>4</b>
<b>22nd</b>	<b>McHenry</b>	<b>0</b>	<b>0</b>	<b>0</b>	<b>0</b>	<b>1</b>	<b>0</b>	<b>0</b>	<b>0</b>	<b>1</b>
23rd	DeKalb	0	0	0	0	0	0	0	0	0
	Kendall	1	0	0	0	2	0	0	0	3
<b>23rd Circuit Total</b>		<b>1</b>	<b>0</b>	<b>0</b>	<b>0</b>	<b>2</b>	<b>0</b>	<b>0</b>	<b>0</b>	<b>3</b>
24th	Monroe	0	0	0	0	0	0	0	0	0
	Perry	0	0	0	0	0	0	0	0	0
	Randolph	0	0	0	0	0	0	0	0	0
	Washington	0	0	0	0	0	0	0	0	0
<b>24th Circuit Total</b>		<b>0</b>	<b>0</b>	<b>0</b>	<b>0</b>	<b>0</b>	<b>0</b>	<b>0</b>	<b>0</b>	<b>0</b>
<b>Cook</b>	<b>Juvenile</b>	<b>33</b>	<b>5</b>	<b>0</b>	<b>0</b>	<b>17</b>	<b>1</b>	<b>0</b>	<b>0</b>	<b>56</b>
<b>Statewide Total</b>		<b>52</b>	<b>5</b>	<b>17</b>	<b>6</b>	<b>81</b>	<b>13</b>	<b>20</b>	<b>0</b>	<b>194</b>

# **APPELLATE COURTS OF ILLINOIS**

# MAP OF APPELLATE AND SUPREME COURT JUDICIAL DISTRICTS AND DIRECTORY OF APPELLATE CLERKS



## APPELLATE COURT DIRECTORY

### FIRST DISTRICT

160 North LaSalle  
Chicago, IL 60601

312-7935484

Thomas D. Palella, *Clerk*

### FOURTH DISTRICT

201 W. Monroe Street  
Springfield, IL 62704

217-782-2568

Carla Bender, *Clerk*

### SECOND DISTRICT

55 Symphony Way  
Elgin, IL 60120

847-695-3750

Jeffrey Kaplan, *Clerk*

### FIFTH DISTRICT

14th & Main Street  
Mt. Vernon, IL 62864

618-242-3120

John J. Flood, *Clerk*

### THIRD DISTRICT

1004 Columbus Street  
Ottawa, IL 61350

815-434-5050

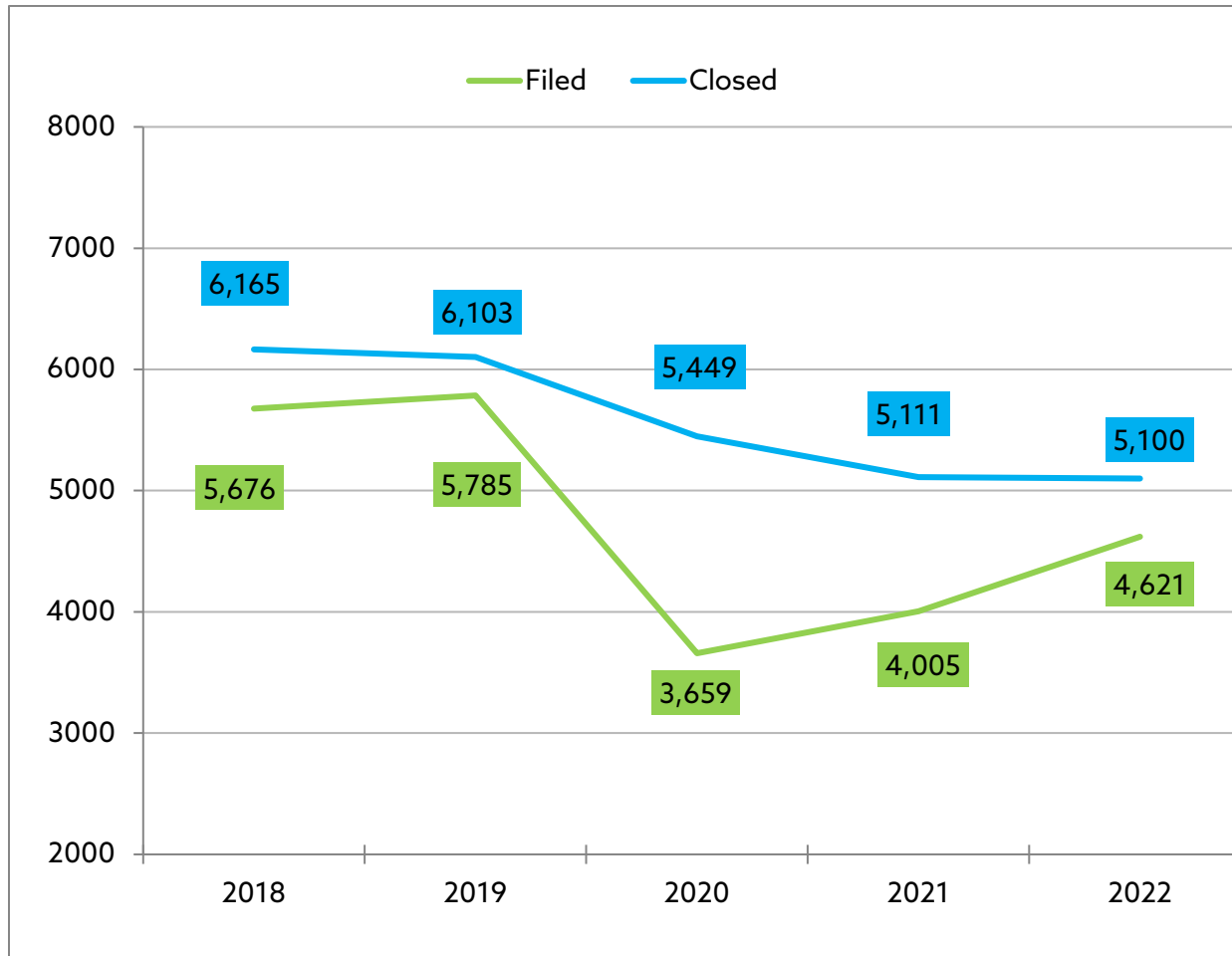
Matthew Butler, *Clerk*

Note: The new Illinois Judicial Districts were created by Public Act 102-0011, effective as of January 1, 2022. Statistical data contained in this publication shows the effects of this change and accounts for many of the increases or decreases when compared to 2021.

# APPELLATE COURTS OF ILLINOIS

## FIVE-YEAR TRENDS

### TOTAL CASELOAD



From 2018 to 2021, the total new filed Appellate cases decreased by 29.4%. From 2018 to 2022 new filed cases decreased by 18.6%.

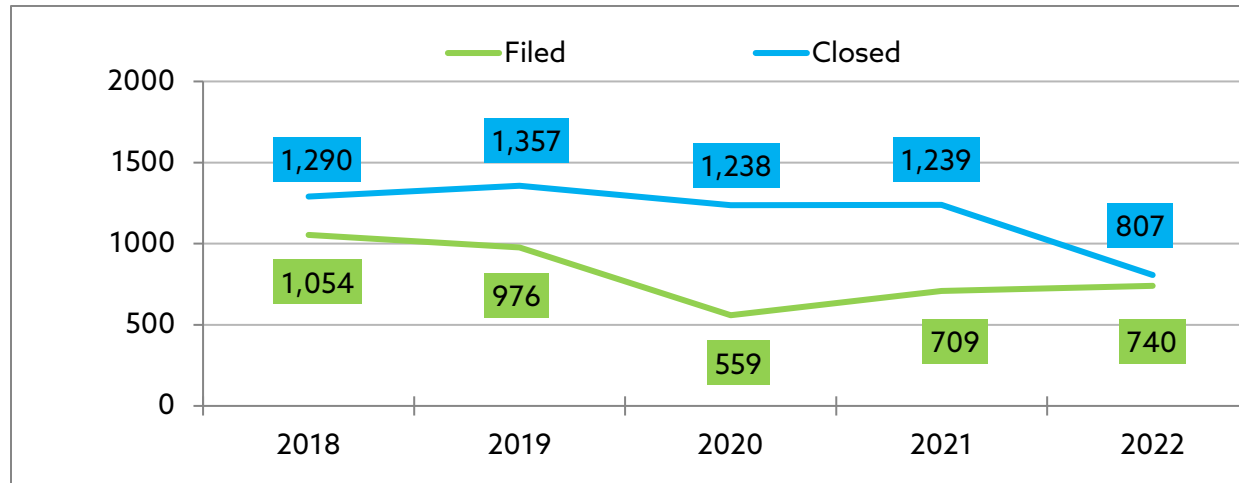
From 2018 to 2021, the total closed Appellate cases decreased by 17.1%. From 2018 to 2022 closed cases decreased by 17.3%.

Note: The case management reporting software, used by all Appellate Courts except the 1st District, has been recognized to possess flaws that result in inaccuracies within the statistical reports. The 2022 annual statistics raise specific concerns related to redistricting and flawed data pertaining to the number of cases filed. These inaccuracies have a direct bearing on workload assessment and staffing requirements.



# APPELLATE COURTS OF ILLINOIS FIVE-YEAR TRENDS

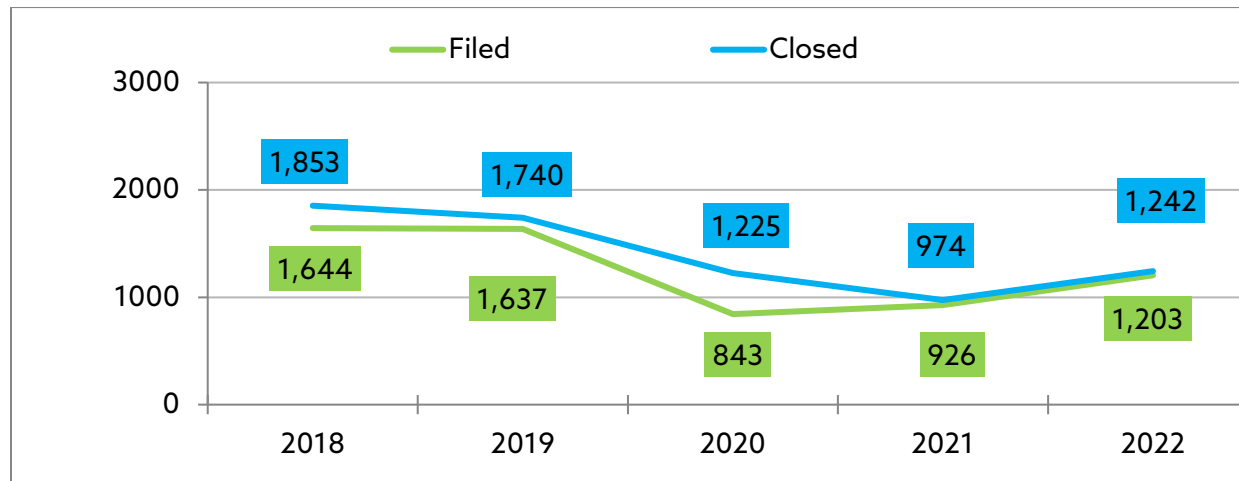
## FIRST DISTRICT - CRIMINAL CASES



From 2018 to 2021, new filed criminal cases for the First Appellate District decreased by 32.7%. From 2018 to 2022, new filed cases decreased by 29.8%.

From 2018 to 2021, closed cases decreased by 4%. From 2018 to 2022, closed cases decreased by 37.4%.

## FIRST DISTRICT - CIVIL CASES

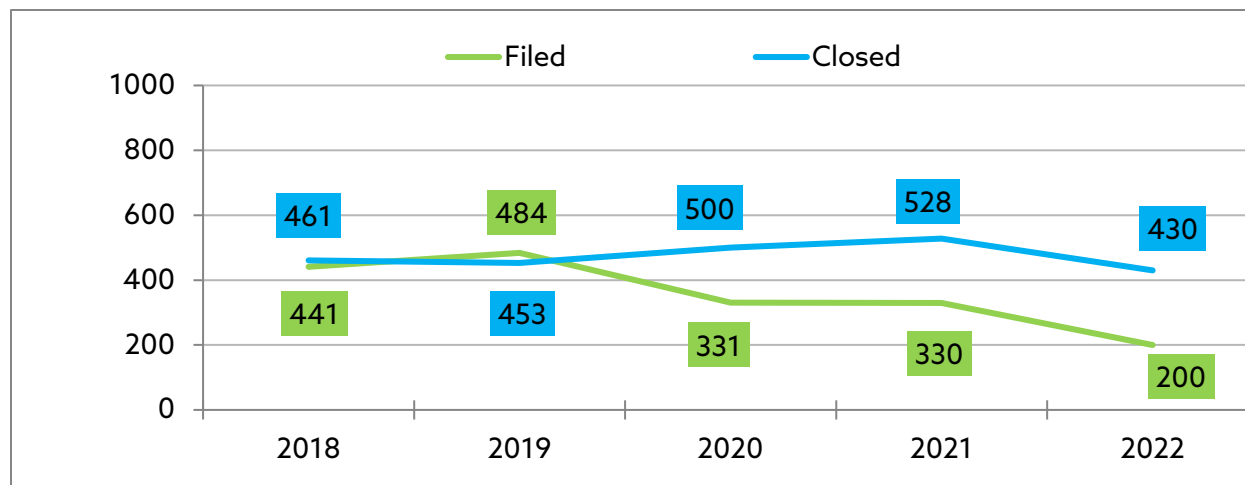


From 2018 to 2021, new filed civil cases for the First Appellate District decreased by 43.7%. From 2018 to 2022, new filed cases decreased by 26.8%.

From 2018 to 2021, closed cases decreased by 47.4%. From 2018 to 2022, closed cases decreased by 33.3%.

# APPELLATE COURTS OF ILLINOIS FIVE-YEAR TRENDS

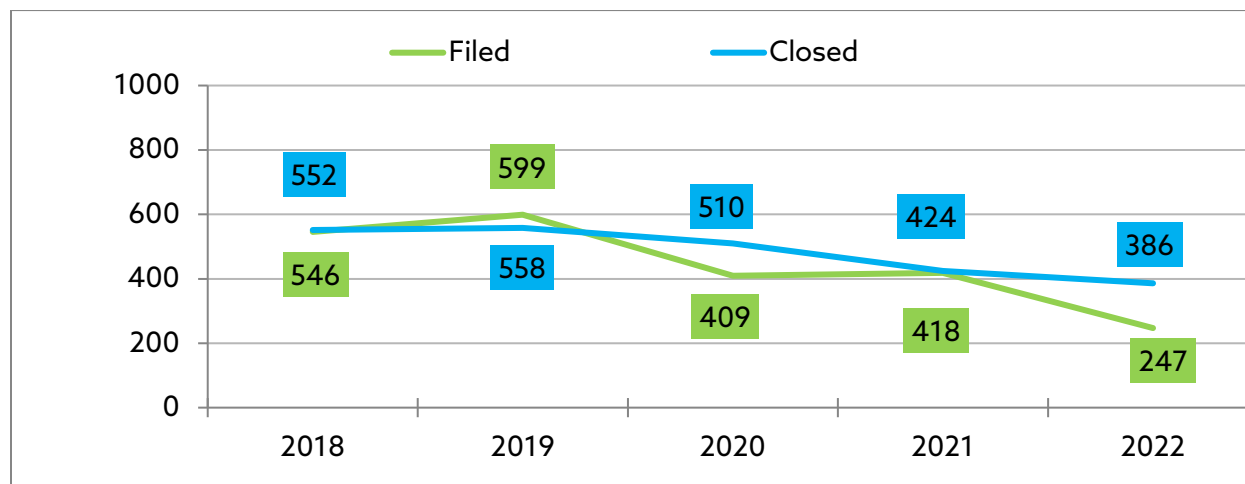
## SECOND DISTRICT - CRIMINAL CASES



From 2018 to 2021, new filed criminal cases for the Second Appellate District decreased by 25.2%. From 2018 to 2022, new filed cases decreased by 54.6%.

From 2018 to 2021, closed cases increased by 14.5%. From 2018 to 2022, closed cases decreased by 6.7%.

## SECOND DISTRICT - CIVIL CASES

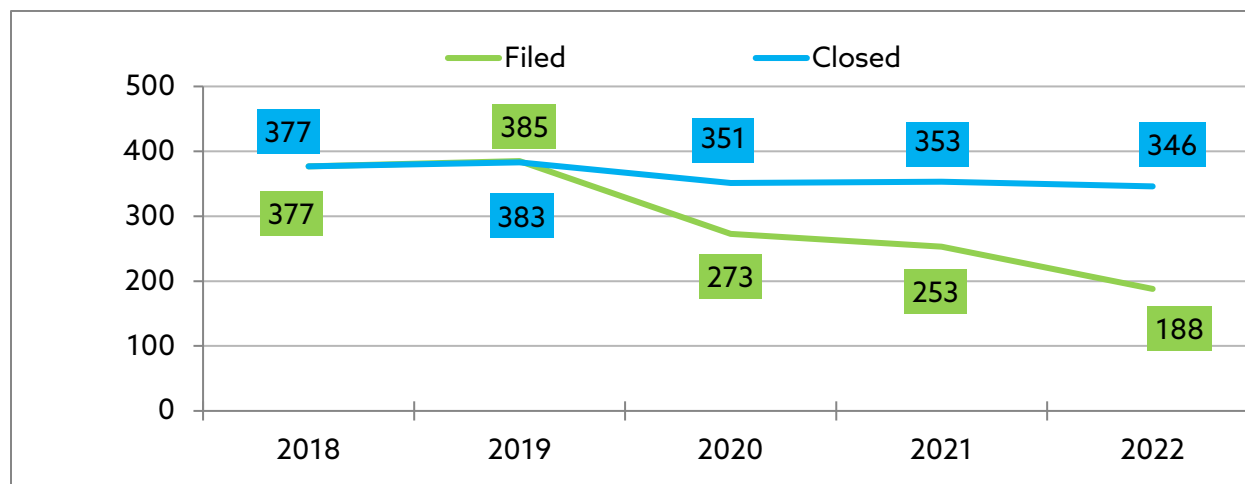


From 2018 to 2021, new filed civil cases for the Second Appellate District decreased by 23.4%. From 2018 to 2022, new filed cases decreased by 54.8%.

From 2018 to 2021, closed cases decreased by 23.2%. From 2018 to 2022, closed cases decreased by 30.1%.

# APPELLATE COURTS OF ILLINOIS FIVE-YEAR TRENDS

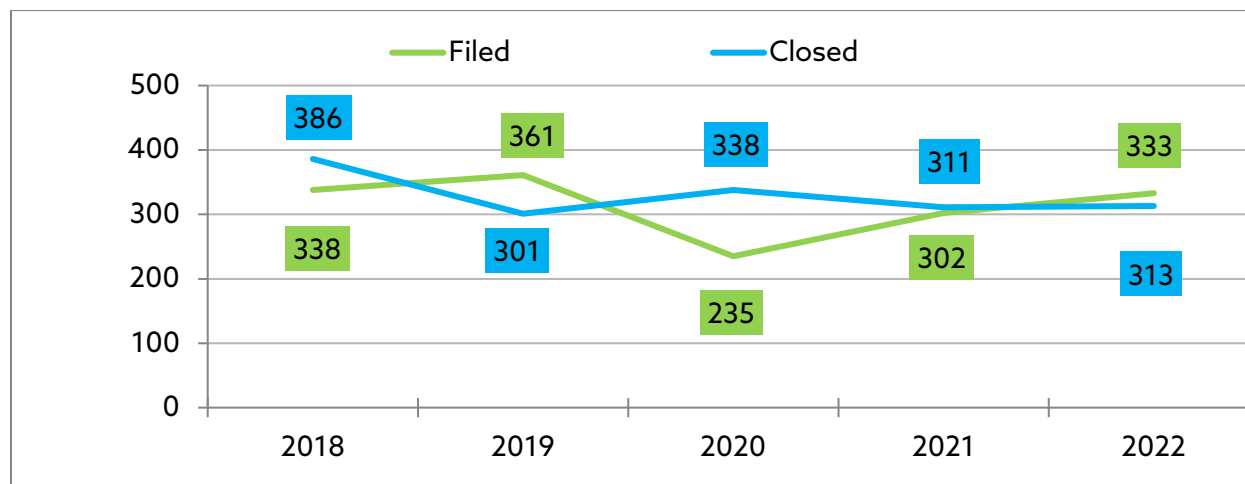
## THIRD DISTRICT - CRIMINAL CASES



From 2018 to 2021, new filed criminal cases for the Third Appellate District decreased by 32.9%. From 2018 to 2022, new filed cases decreased by 50.1%.

From 2018 to 2021, closed cases decreased by 6.4%. From 2018 to 2022, closed cases decreased by 8.2%.

## THIRD DISTRICT - CIVIL CASES

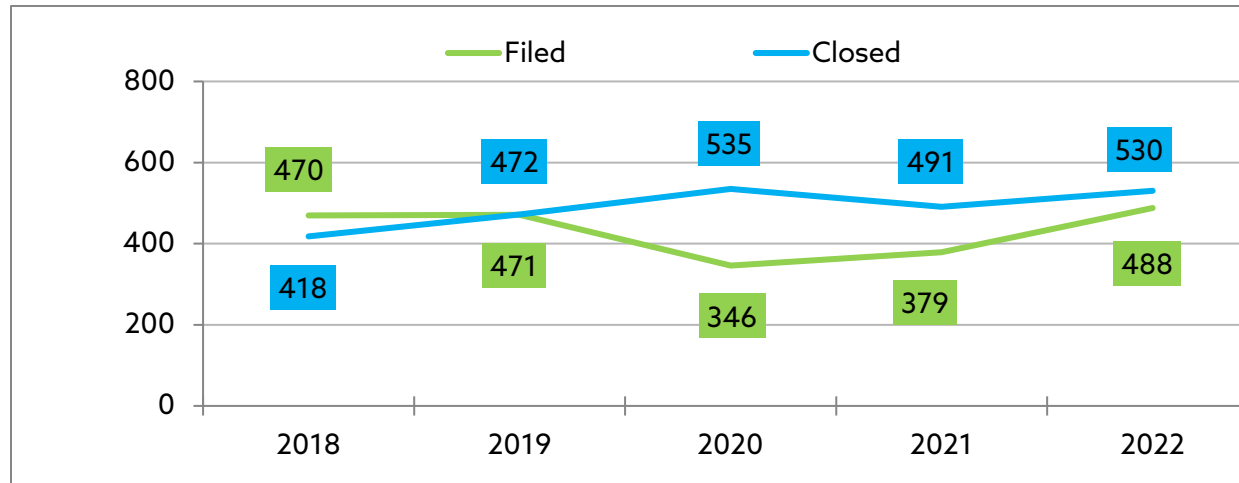


From 2018 to 2021, new filed civil cases for the Third Appellate District decreased by 10.7%. From 2018 to 2022, new filed cases decreased by 1.5%.

From 2018 to 2021, closed cases decreased by 19.4%. From 2018 to 2022, closed cases decreased by 18.9%.

# APPELLATE COURTS OF ILLINOIS FIVE-YEAR TRENDS

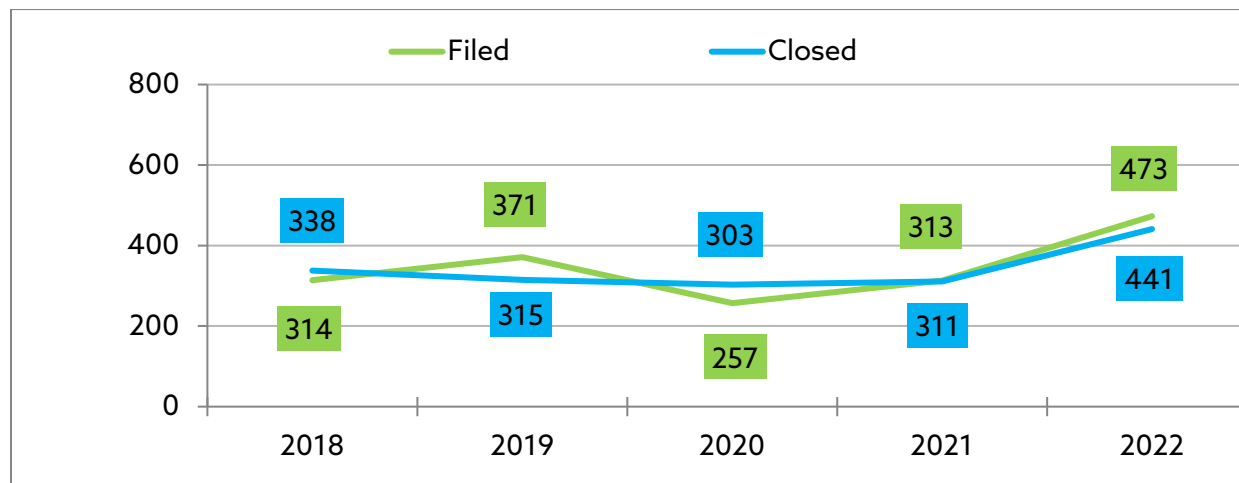
## FOURTH DISTRICT - CRIMINAL CASES



From 2018 to 2021, new filed criminal cases for the Fourth Appellate District decreased by 19.4%. From 2018 to 2022, new filed cases increased by 3.8%.

From 2018 to 2021, closed cases increased by 17.5%. From 2018 to 2022, closed cases increased by 26.8%.

## FOURTH DISTRICT - CIVIL CASES

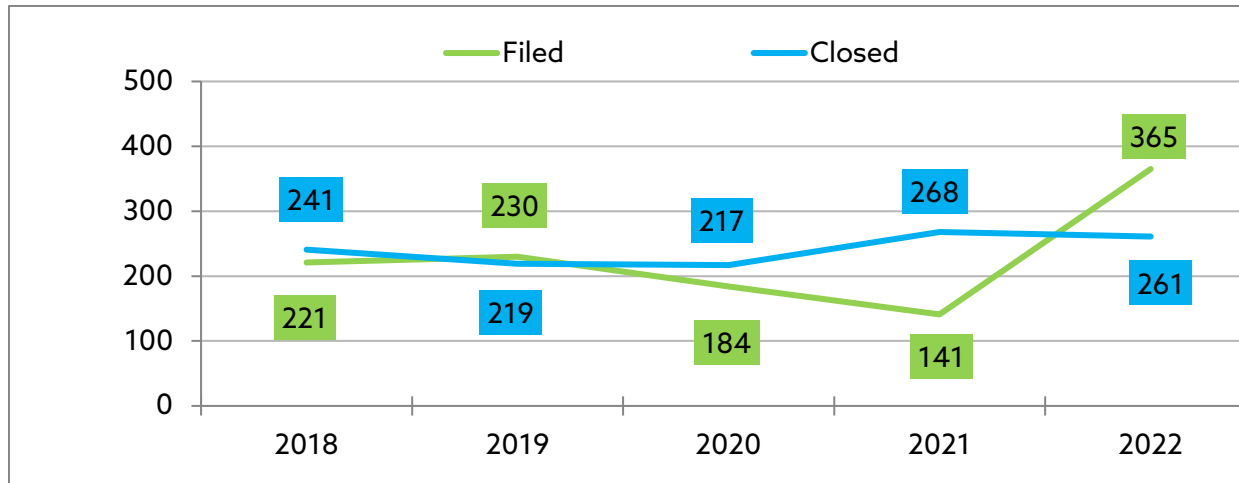


From 2018 to 2021, new filed civil cases for the Fourth Appellate District decreased by 0.3%. From 2018 to 2022, new filed cases increased by 50.6%.

From 2018 to 2021, closed cases decreased by 8%. From 2018 to 2022, closed cases increased by 30.5%.

# APPELLATE COURTS OF ILLINOIS FIVE-YEAR TRENDS

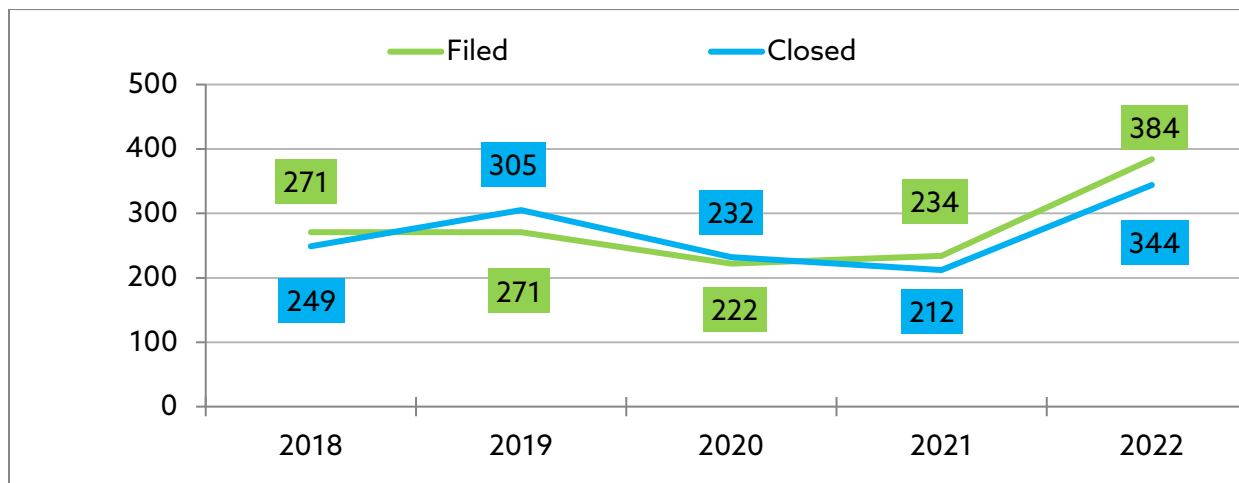
## FIFTH DISTRICT - CRIMINAL CASES



From 2018 to 2021, new filed criminal cases for the Fifth Appellate District decreased by 36.2%. From 2018 to 2022, new filed cases increased by 65.2%.

From 2018 to 2021, closed cases increased by 11.2%. From 2018 to 2022, closed cases increased by 8.3%.

## FIFTH DISTRICT - CIVIL CASES



From 2018 to 2021, new filed civil cases for the Fifth Appellate District decreased by 13.7%. From 2018 to 2022, new filed cases increased by 41.7%.

From 2018 to 2021, closed cases decreased by 14.9%. From 2018 to 2022, closed cases increased by 38.2%.

# CASELOAD SUMMARY BY DISTRICT

## APPELLATE COURT - CALENDAR YEAR 2022

Appellate District	Type of Case	Number of Cases Open as of January 1, 2022 *	Number of Cases Filed During 2022	Number of Cases Reinstated	Number of Cases Closed	Number of Cases Closed by Majority Opinion	Number of Cases Closed by Rule 23 Order	Number of Cases Closed By Summary Order	Number of Cases Closed Without Opinion, R23 or Sum. Ord.	Number of Cases Open as of December 31, 2022 *	Inventory Increase/ Decrease
First	Civil	1,365	1,203	41	1,242	182	359	100	601	1,367	2
	Criminal	1,447	740	6	807	90	364	189	164	1,386	-61
Second	Civil	282	247	1	386	60	145	50	131	154	-128
	Criminal	396	200	2	430	53	211	93	73	184	-212
Third	Civil	226	333	1	313	31	116	13	153	247	21
	Criminal	431	188	1	346	25	219	21	81	278	-153
Fourth	Civil	160	473	2	441	35	157	32	217	193	33
	Criminal	398	488	0	530	37	262	69	162	356	-42
Fifth	Civil	196	384	1	344	17	145	30	152	237	41
	Criminal	358	365	0	261	13	145	42	61	461	103
TOTALS	Civil	2,229	2,640	46	2,726	325	922	225	1,254	2,198	-31
	Criminal	3,030	1,981	9	2,374	218	1,201	414	541	2,665	-365

\* Due to reporting software computations; there are small variances in the number of open cases on January 1, 2022 when compared to the number of open cases on December 31, 2021, as well as, minor reconciliation differences in the number of open cases on December 31, 2022.

# CASELOAD DISPOSITIONS BY DISTRICT

## APPELLATE COURT - CALENDAR YEAR 2022

		METHOD OF DISPOSITION																							
Appellate District	Type of Case	Affirmed			Reversed			Affirmed in Part and/or Remanded, Reversed or Vacated in Part			Reversed and/or Remanded			Modified			Vacated and/or Remanded			Dismissed/Other			Closed without Opinion R23 or Sum. Order	Total Cases Closed	
		Opinion	Rule 23	Sum. Order	Opinion	Rule 23	Sum. Order	Opinion	Rule 23	Sum. Order	Opinion	Rule 23	Sum. Order	Opinion	Rule 23	Sum. Order	Opinion	Rule 23	Sum. Order	Opinion	Rule 23	Sum. Order			
First	Civil	89	260	86	18	4	1	22	24	1	31	23	0	0	0	0	10	7	2	12	41	10	601	1,242	
	Criminal	58	285	160	3	6	0	7	14	3	17	43	1	0	0	0	5	10	5	0	6	20	164	807	
Second	Civil	32	105	31	4	10	0	6	16	2	13	9	1	0	0	0	3	1	2	2	4	14	131	386	
	Criminal	31	173	84	1	3	0	1	12	1	12	11	1	0	0	0	7	9	4	1	3	3	73	430	
Third	Civil	14	90	7	5	4	0	8	6	0	3	7	0	0	0	0	1	3	3	0	6	3	153	313	
	Criminal	13	168	15	2	4	0	2	11	0	5	28	5	0	0	0	3	7	0	0	1	1	81	346	
Fourth	Civil	18	139	16	2	3	0	0	0	0	7	3	1	0	0	0	1	1	1	7	11	14	217	441	
	Criminal	27	211	45	1	0	0	0	1	0	2	14	5	0	0	0	0	3	0	7	33	19	162	530	
Fifth	Civil	5	114	8	4	2	0	0	0	0	2	8	0	0	0	0	0	0	0	6	21	22	152	344	
	Criminal	7	85	4	0	1	0	0	2	0	4	7	1	0	0	0	0	1	0	2	49	37	61	261	
TOTALS	Civil	158	708	148	33	23	1	36	46	3	56	50	2	0	0	0	15	12	8	27	83	63	1,254	2,726	
	Criminal	136	922	308	7	14	0	10	40	4	40	103	13	0	0	0	15	30	9	10	92	80	541	2,374	

# METHOD OF CASE DISPOSITION

## APPELLATE COURT - CALENDAR YEAR 2022

		METHOD OF DISPOSITION WITHOUT OPINION OR ORDER														
Appellate District	Type of Case	Dismissed			Dismissed on Court's Motion			Leave to Appeal Denied (a) *	Motion for Leave to File Late Notice of Appeal Denied (b)	Remanded with Direction For Futher Proceeding	Dismissed in the Trial Court	Bail Order Entered	Confession of Error	Transferred to Proper Court	Other Dispositions	Total Cases Closed or Without Opinion or Order
		Motion of Appellant	Motion of Appellee	Stipulation of Parties	Failure to Comply with Rules/ Orders	Lack of Jurisdiction No Final Appealable Order	Other									
First	Civil	104	69	36	294	19	17	19	22	1	5	0	0	1	14	601
	Criminal	71	2	29	9	2	7	0	16	0	0	20	0	0	8	164
Second	Civil	34	10	3	65	7	1	3	1	1	6	0	0	0	0	131
	Criminal	29	2	0	22	2	0	1	1	8	3	0	5	0	0	73
Third	Civil	34	15	3	64	27	1	5	0	2	2	0	0	0	0	153
	Criminal	36	0	0	4	12	0	0	0	8	7	5	9	0	0	81
Fourth	Civil	24	20	2	137	17	0	5	2	1	9	0	0	0	0	217
	Criminal	81	0	0	20	6	0	6	0	35	12	0	0	0	2	162
Fifth	Civil	36	12	1	68	21	1	8	1	0	4	0	0	0	0	152
	Criminal	27	1	0	14	10	0	0	5	0	4	0	0	0	0	61
TOTALS	Civil	232	126	45	628	91	20	40	26	5	26	0	0	1	14	1,254
	Criminal	244	5	29	69	32	7	7	22	51	26	25	14	0	10	541

\* S.C.Rule 306/308

(a) Includes Denial of Permissive Interlocutory

(b) Includes Denial of Motion to File Late Record



# TIME LAPSE: CASE FILING TO DISPOSITION

## APPELLATE COURT - CALENDAR YEAR 2022

Appellate District	Type of Case	TIME LAPSE BETWEEN CASE FILING AND DISPOSITION						Total Cases Closed
		Under 6 Months	6 to 12 Months	1 to 1-1/2 Years	1-1/2 to 2 Years	2 to 3 Years	Over 3 Years	
First	Civil	420	435	224	74	76	18	1,247
	Criminal	72	121	177	106	210	132	818
Second	Civil	158	134	61	20	9	4	386
	Criminal	48	131	123	61	58	9	430
Third	Civil	160	70	47	16	10	10	313
	Criminal	55	62	43	46	114	26	346
Fourth	Civil	305	94	34	5	3	0	441
	Criminal	151	142	153	51	32	1	530
Fifth	Civil	208	65	40	15	5	11	344
	Criminal	57	35	11	26	87	45	261
TOTALS	Civil	1,251	798	406	130	103	43	2,731
	Criminal	383	491	507	290	501	213	2,385

# TIME LAPSE: BRIEF FILING TO DISPOSITION

## APPELLATE COURT - CALENDAR YEAR 2022

Appellate District	Type of Case	TIME LAPSE BETWEEN BRIEF FILING AND DISPOSITION						Total Cases Closed
		Under 6 Months	6 to 12 Months	1 to 1-1/2 Years	1-1/2 to 2 Years	2 to 3 Years	Over 3 Years	
First	Civil	418	114	14	2	4	1	553
	Criminal	296	121	29	4	8	5	463
Second	Civil	164	39	8	1	2	0	214
	Criminal	203	43	9	3	1	2	261
Third	Civil	95	44	14	4	9	4	170
	Criminal	105	145	17	4	4	1	276
Fourth	Civil	207	12	5	0	0	0	224
	Criminal	319	40	9	0	1	0	369
Fifth	Civil	132	23	7	3	4	5	174
	Criminal	71	19	6	5	1	0	102
TOTALS	Civil	1,016	232	48	10	19	10	1,335
	Criminal	994	368	70	16	15	8	1,471

# OPINIONS AND RULE 23 ORDERS

## APPELLATE COURT - CALENDAR YEAR 2022

Appellate District	OPINIONS						Rule 23 Orders	Summary Orders
	Majority	Per Curiam	Specially Concurring	Dissenting	Supplemental	Total Opinions		
First	253	0	10	23	0	286	728	289
							17 Sp.Conc	
							18 Dissent	
Second	113	0	4	3	0	120	359	143
							3 Sp.Conc	
							4 Dissent	
Third	55	0	3	9	0	67	335	34
							10 Sp.Conc	
							17 Dissent	
Fourth	72	0	4	4	0	80	418	103
							3 Sp.Conc	
							8 Dissent	
Fifth	30	0	1	1	0	32	290	72
							7 Sp.Conc	
							6 Dissent	
TOTALS	523	0	22	40	0	585	2130	641
							40 Sp.Conc	
							53 Dissent	

**SUPREME COURT OF ILLINOIS**

**CASELOAD AND STATISTICAL  
RECORDS**

# SUPREME COURT CASELOAD AND STATISTICAL RECORDS

## CASE FILINGS AND DISPOSITIONS

CYNTHIA A. GRANT, CLERK OF THE SUPREME COURT

A summary of case filings and dispositions in the Supreme Court of Illinois for the period 2018 through 2022 is presented in Table 1.

During 2022, filings in the Supreme Court totaled 1,854; 33 more cases than the 1,821 cases filed in 2021. The Supreme Court disposed of a total of 1,849 cases in 2022; 86 less than the 1,935 disposed of in 2021.

In 2022, there were 1,218 cases filed on the general docket, which is the predominant docket, a decrease of 6 cases, or .05 percent from 2021 general docket filings.

A total of 488 miscellaneous record cases were filed in 2022; 20 more cases than filed in 2021. The miscellaneous record consists primarily of attorney matters. In 2022, approximately 320 name-change (on roll of attorneys) petitions and 2 motions for restoration to active status on roll of attorneys (under Rule 759) were filed. Disciplinary matters account for 67 cases, and the remaining 99 cases consist of bar admission motions, petitions concerning professional service corporations, etc., under Rule 721, and various administrative matters.

In 2022, 148 miscellaneous docket cases were filed, a 12-case increase from 2021. This docket consists of conviction-related case filed by *pro se* prisoners. Typically, a matter is placed on the miscellaneous docket, as opposed to the general docket, when papers do not conform to the Supreme Court Rules in one or more respects. This docket provides a forum for the incarcerated *pro se* litigant without compromising standard filing requirements.

### PETITIONS FOR LEAVE TO APPEAL

In 2022, 1,047 petitions were filed, a decrease of 57 cases from the 2021 filings on the leave to appeal docket, as represented in Table 2a. As in the prior 4 years, more petitions were filed in people cases than in civil cases. The Supreme Court allowed 75 petitions (46 people/29 civil), or 7.3 percent of the petitions acted upon in 2022. As indicated in Table 2b, 4 fewer petitions were allowed in 2022 than in 2021. The 5-year average of petitions allowed is 66.

### MANDATORY APPEALS

In 2022, 2 direct appeals by right were filed on a notice of appeal from the circuit court under Rule 302(a) in civil cases, and no notice in people's cases under Rule 603.

There were no certificates of importance from the appellate court filed pursuant to Rule 316, in the 5-year reporting period.

### OTHER ACTIVITY

In 2022, the Supreme Court filed 65 opinions, disposing of 67 cases (Table 6). This figure does not include separate dissenting or concurring opinions, which numbered approximately 21.

There were 21 petitions for rehearing filed in decided cases (See Table 7), allowing none; entertained oral argument in 70 cases (Table 5); and considered approximately 1,223 motions on the general docket alone, including 162 original action motions under Rules 381, 382, 383, and 384 (Table 1).

# SUPREME COURT CASELOAD

Attorney disciplinary activity (Table 8) in 2022 was concentrated on the miscellaneous record where the Court disciplined 62 attorneys by order and suspended five (5) attorneys on an interim basis by order. Six (6) petitions for reinstatement to the roll of attorneys pursuant to Supreme Court Rule 767 were presented to the Court in 2022: 2 allowed with conditions, 1 denied and 3 withdrawn.

In 2022, the Court filed one (1) Supreme Court Rule adoption: Rule 455, adopted October 13, 2022.

In 2022, the Court filed thirty-six (36) Supreme Court Rule amendments: Rule 9, amended February 4, 2022; Rule 796, amended March 18, 2022; Rule 8.4 of the Illinois Rules of Professional Conduct of 2010, amended May, 25, 2022; Rule 711, amended August 25, 2022; Rule 10-100, amended October 18, 2022, Rule 756, amended October 24, 2022; Rules 501, 504, 505, 529, 530, 531, 551, 552, 555, 556, 570, 572, 585, and 589, amended October 27, 2022; Rule 455, amended December 2, 2022, Rules 13, 706, and Rule 1.5 of the Illinois Rules of Professional Conduct of 2010, amended December 22, 2022; Rules 23 and 361, amended December 22, 2022; Rules 46, 604, 605, 606, 607, amended December 23, 2022; Rules 21, 44, 58, Rule 8.4 of the Illinois Rules of Professional Conduct of 2010, Rule 2.15 of the Illinois Code of Judicial Conduct, amended December 30, 2022.

In 2022, the Court filed two (2) clerical corrections to the Supreme Court Rules: Rule 110, corrected on June 30, 2022, and Rule 13 corrected on December 20, 2022.

In 2022, the court repealed 8 Supreme Court Rules: Rule 303A repealed on June 1, 2022, and Rules 503, 526, 527, 528, 532, 553, and 554 repealed on October 27, 2022.

In 2022, the Court repealed and replaced one Supreme Court Rule: Rule 45 repealed and replaced on November 30, 2022.

In 2022, pursuant to Supreme Court Rule 3, the Supreme Court Rules Committee forwarded ten (10) matters to the Clerk of the Supreme court to be filed on the Proposed Rule Docket, which consists of rule proposals and amendments under consideration by the Supreme court or its committees. In 2022, fifteen (15) matters on the Proposed Rule Docket were closed.

The Supreme Court, which is responsible for regulating the practice of law in the state, licensed 2,359 attorneys in 2022, a decrease of 1,418 from the 3,777 licenses awarded in 2021. The increase in the number of attorneys licensed in 2021 was due to a law class ceremony being held in 2021 as a result of the November 2020 being delayed until January 2021.

During the past 5 years, 11,232 lawyers were licensed, an average of 2,246 per year, which is an increase of 155 from the 5-year average, reported in 2021.

Respecting limited licensure, in 2022 the Court admitted 57 House Counsel (Rule 716) and no Foreign Legal Consultant (Rule 712) and no Legal Service Program attorneys (Rule 717). The Court also licensed 1 Military Spouse (Rule 719) in 2022.

In 2022, approximately 5,309 law firms were registered with the Court pursuant to Supreme Court Rule 721 to engage in the practice of law as a professional service corporation, professional association, limited liability company, or limited liability partnership. Approximately 86 percent of these firms also provided evidence of minimum insurance or proof of financial responsibility pursuant to Rule 722 (limited liability legal practice).

# SUPREME COURT CASELOAD

TABLE 1 SUMMARY OF CASE FILINGS AND FINAL DISPOSITIONS  
SUPREME COURT OF ILLINOIS 2018-2022

Filings	Grand Total	Total General Docket	Direct Appeals by Right (a)	Certificates of Importance (b)	Direct Appeals by Permission (c)	Petitions for Leave to Appeal (d)	Original Action Motions (e)	Attorney Disc. Cases on General Docket	Other General Docket (f)	Total Misc. Record (g)	Total Misc. Docket (h)
2018	2,011	1,277	6	0	5	1,175	89	0	2	538	196
2019	1,942	1,241	2	0	4	1,112	116	0	5	522	179
2020	1,766	1,191	5	0	1	1,057	121	0	3	421	154
2021	1,821	1,224	4	0	2	1,104	111	0	2	468	129
<b>2022</b>	<b>1,854</b>	<b>1,218</b>	<b>2</b>	<b>0</b>	<b>7</b>	<b>1,047</b>	<b>162</b>	<b>0</b>	<b>0</b>	<b>488</b>	<b>148</b>
Dispositions	Grand Total	Total General Docket	Direct Appeals by Right (a)	Certificates of Importance (b)	Direct Appeals by Permission (c)	Petitions for Leave to Appeal (d)	Original Action Motions (e)	Attorney Disc. Cases on General Docket	Other General Docket (f)	Total Misc. Record (g)	Total Misc. Docket (h)
2018	2,071	1,292	44	0	4	1,155	87	0	2	576	203
2019	2,075	1,297	6	0	4	1,177	106	0	3	576	202
2020	1,775	1,139	6	0	1	1,006	122	0	4	482	154
2021	1,935	1,264	3	0	2	1,140	117	0	2	535	136
<b>2022</b>	<b>1,849</b>	<b>1,190</b>	<b>3</b>	<b>0</b>	<b>7</b>	<b>1,020</b>	<b>160</b>	<b>0</b>	<b>0</b>	<b>511</b>	<b>148</b>

(a) Appeals directly from the circuit court: Statutes held invalid (Rules 302(a) and 603). (b) Certification of case by Appellate Court under Rule 316. (c) Rule 302(b) motions. Dispositions do not include motions allowed in a given year unless entire case disposed of in that same year. (d) Dispositions do not include petitions allowed in a given year unless entire case disposed of in that same year. (e) Motions filed under Rule 381 (mandamus, prohibition, habeas corpus), Rule 382 (legislative redistricting/ability of governor to serve or resume office), Rule 383 (supervisory authority) Rule 384 (motions to transfer & consolidate multicircuit actions). Dispositions do not include motions allowed in a given year unless entire case disposed of in that same year. (f) Filings include, for example, motions for appeal bond, motions to stay (Rule 305), certification of questions of state law from certain federal courts (Rule 20). Beginning year 2017 Rule 384 filings and dispositions are reported in column "Original Action Motions". Dispositions also may include allowed petitions for leave to appeal which were not completely disposed of in the year in which the petition was filed (see footnote (d)), including dismissals. (g) The Miscellaneous Record consists primarily of attorney matters, including disciplinary cases, motions for restoration to active status (Rule 759), petitions to change name on roll of attorneys, bar admission motions, and law firms seeking leave to register/renew under Rule 721. (h) Cases are filed on the Miscellaneous Docket when papers tendered by pro se prisoners do not conform to Supreme Court Rules.

# SUPREME COURT CASELOAD

**TABLE 2 SUMMARY OF PETITIONS FOR LEAVE TO APPEAL AND/OR AS A MATTER OF RIGHT UNDER RULES 315/317  
GENERAL DOCKET SUPREME COURT OF ILLINOIS 2018 - 2022**

Table 2 consists of two parts, 2a and 2b, and contains all information presented in former Table 2, as well as the following additional information: a new column for "denied with supervisory order," and a note that the "total disposed" column now includes petitions "denied with supervisory order" and petitions that were "allowed." The "percent allowed" column reflects these changes.

Table 2a - Filings

	<b>Total Filed</b>	<b>(People)</b>	<b>(Civil)</b>
2018	1,175	(755)	(420)
2019	1,112	(652)	(460)
2020	1,057	(650)	(407)
2021	1,104	(743)	(361)
<b>2022</b>	<b>1,047</b>	<b>(697)</b>	<b>(350)</b>

Table 2b - Dispositions

	<b>Total Allowed</b>	<b>(People)</b>	<b>(Civil)</b>	<b>Denied, Dismissed or Withdrawn</b>	<b>Denied with Supervisory Order</b>	<b>Total Disposed (a)</b>	<b>Percent Allowed (b)</b>
2018	53	(22)	(31)	1,071	34	1,158	4.6%
2019	61	(26)	(35)	1,095	22	1,178	5.2%
2020	62	(27)	(35)	984	54	1,009	6.0%
2021	79	(33)	(46)	1,032	33	1,144	6.9%
<b>2022</b>	<b>75</b>	<b>(46)</b>	<b>(29)</b>	<b>936</b>	<b>15</b>	<b>1,026</b>	<b>7.3%</b>

(a) Total disposed includes petitions allowed, denied, denied with supervisory order, dismissed and withdrawn.

(b) Relationship between petitions allowed and all petitions disposed, i.e., denied, denied with supervisory order, dismissed, withdrawn, and allowed



# SUPREME COURT CASELOAD

TABLE 3 MANDATORY JURISDICTION APPEALS - GENERAL DOCKET SUPREME COURT OF ILLINOIS 2018 - 2022

	Total Filed	Statute Invalid		Certificate of Importance		Total Disposed	Statue Invalid		Certificate of Importance	
		People	Civil	People	Civil		People	Civil	People	Civil
2018	6	3	3	0	0	44	8	36	0	0
2019	2	1	1	0	0	6	3	3	0	0
2020	5	0	5	0	0	6	2	4	0	0
2021	4	1	3	0	0	3	0	3	0	0
<b>2022</b>	<b>2</b>	<b>0</b>	<b>2</b>	<b>0</b>	<b>0</b>	<b>3</b>	<b>1</b>	<b>2</b>	<b>0</b>	<b>0</b>

TABLE 4 GENERAL DOCKET PEOPLE AND CIVIL CASES - SUPREME COURT OF ILLINOIS 2018 - 2022

	Total Filed	(People)	(Civil)	Total Disposed	(People)	(Civil)
2018	1,277	796	481	1,291	779	512
2019	1,241	705	536	1,295	771	524
2020	1,191	703	488	1,140	659	481
2021	1,224	798	426	1,264	822	442
<b>2022</b>	<b>1,218</b>	<b>775</b>	<b>443</b>	<b>1,189</b>	<b>727</b>	<b>462</b>

# SUPREME COURT CASELOAD

TABLE 5 SUMMARY OF THE CALL OF THE DOCKET- SUPREME COURT OF ILLINOIS 2018-2022

	Cases Submitted	(People)	(Civil)
2018	58(a)	(27)	(31)
2019	56	(23)	(33)
2020	49(b)	(21)	(28)
2021	76(c)	(29)	(47)
<b>2022</b>	<b>70</b>	<b>(40)</b>	(30)

Cases Submitted on briefs without oral argument: (a) 1; (b) 2; (c) 1

# SUPREME COURT CASELOAD

## TABLE 6 SUMMARY OF OPINIONS - SUPREME COURT OF ILLINOIS 2018 - 2022

	Total Filed (a)	(People)	(Civil)	Disposing of Cases on Merits
2018	48	(24)	(24)	86
2019	53	(18)	(35)	58
2020	60	(27)	(33)	61
2021	67	(24)	(47)	71
<b>2022</b>	<b>65</b>	<b>(31)</b>	<b>(36)</b>	<b>67</b>

(a) Category does not include dissenting or concurring opinions

## TABLE 7 SUMMARY OF REHEARINGS - SUPREME COURT OF ILLINOIS 2018 - 2022

	Total Filed	(People)	(Civil)	Total Allowed (a)	(People)	(Civil)
2018	12	(6)	(6)	0	(0)	(0)
2019	9	(4)	(5)	0	(0)	(0)
2020	14	(7)	(7)	0	(0)	(0)
2021	12	(5)	(7)	0	(0)	(0)
<b>2022</b>	<b>21</b>	<b>(11)</b>	<b>(10)</b>	<b>0</b>	<b>(0)</b>	<b>(0)</b>

(a) Petitions not allowed are denied or, occasionally, dismissed or withdrawn on motion, or not ruled on in the reporting year.

# SUPREME COURT CASELOAD

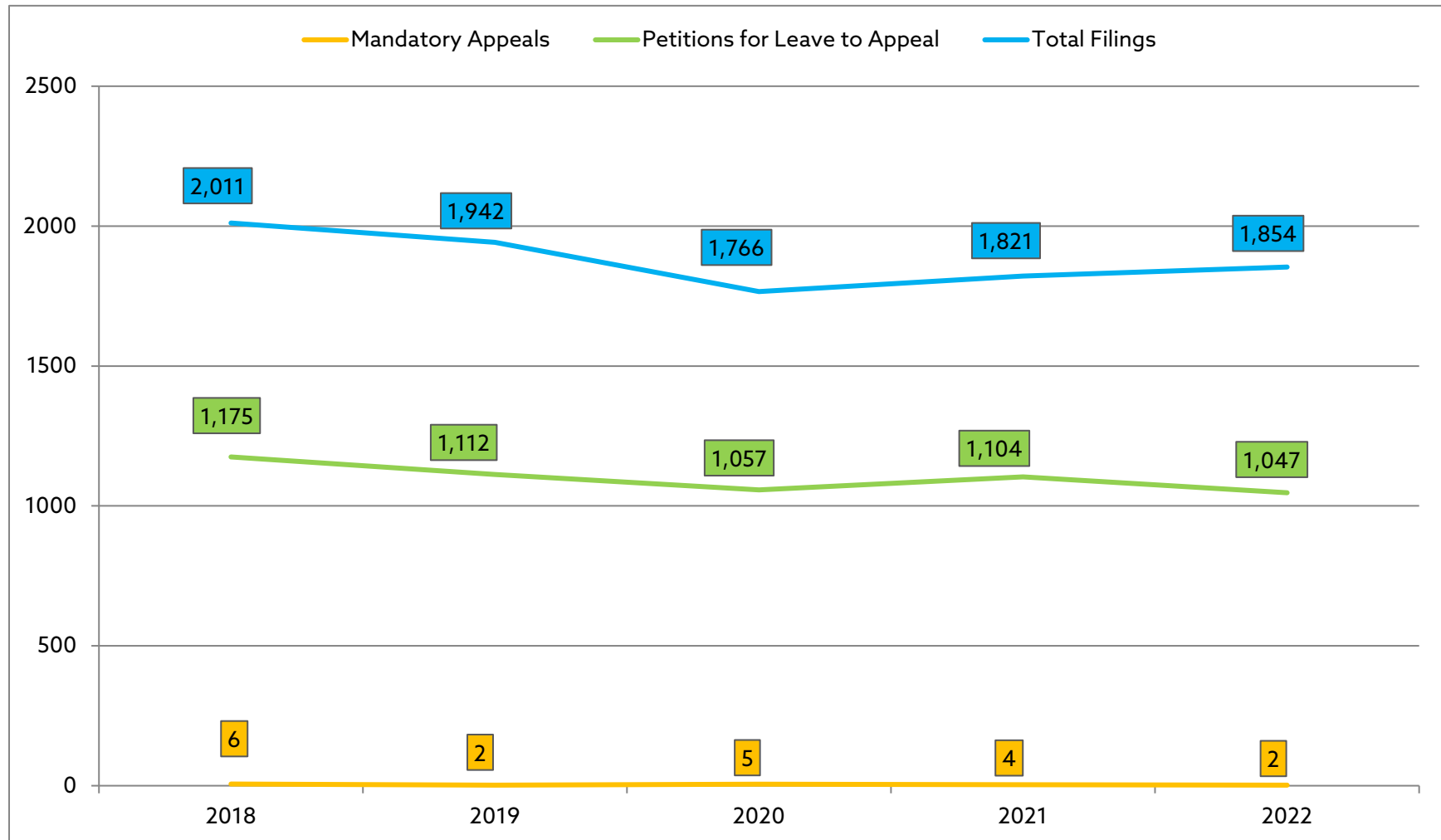
TABLE 8 ATTORNEY DISCIPLINARY CASES - SUPREME COURT OF ILLINOIS CALENDAR YEAR 2022

	Dispositions	Total
<b>Discipline Imposed by Order</b>		
Rule 753 proceedings on recommendation of Hearing or Review Board of the Attonery Registration and Disciplinary Commission	20	62
Rule 762(a) Voluntary disbarment	4	
Rule 762(b) Discipline on consent	19	
Rule 763 Reciprocal discipline	19	
<b>Discipline by Opinion</b>	0	0
<b>Interim Suspension Orders</b>		
Rule 761	1	5
Rule 774	4	
<b>Reinstatement to Roll of Attorneys</b>		
Petition Allowed w/conds	2	6
Petition Denied	1	
Petition Withdrawn	3	
<b>Total Dispositions</b>		73

Reinstatement Petitions	Reprimand	Censure	Interim Suspension	Probationary Suspension	Suspension	Disbarment	Total Dispositions
6	1	3	5	13	33	12	73

# SUPREME COURT CASELOAD

FIGURE 1: FILLINGS 2018 - 2022



## SUPREME COURT CASELOAD

FIGURE 2: PETITIONS FOR LEAVE TO APPEAL FILED AS A PERCENT OF APPEALS DECIDED BY APPELLATE COURT OPINION OR RULE 23 ORDER 2018-2022

